




**THE DATASHEET OF  
F951E105MPAAQ2**



# F95 Series

## Standard Conformal Coated Chip



### FEATURES

- Compliant to the RoHS3 directive 2015/863/EU
- For High Frequency
- SMD Conformal
- Small and High CV
- 100% Surge Current Tested

### APPLICATIONS

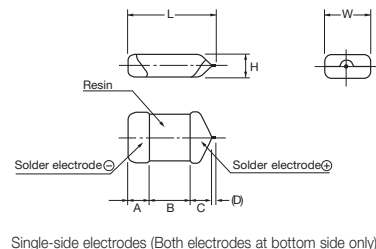
- Smartphone
- Tablet PC
- Wireless Module
- E-book



### CASE DIMENSIONS:

millimeters (inches)

| Code | EIA Code | EIA Metric | L                          | W                          | H                          | A                          | B                          | C                          | D*              |
|------|----------|------------|----------------------------|----------------------------|----------------------------|----------------------------|----------------------------|----------------------------|-----------------|
| A    | 1207     | 32 17-16   | 3.20±0.30<br>(0.126±0.012) | 1.70±0.30<br>(0.067±0.012) | 1.40±0.20<br>(0.055±0.008) | 0.80±0.30<br>(0.031±0.012) | 1.20±0.30<br>(0.047±0.012) | 0.80±0.30<br>(0.031±0.012) | 0.20<br>(0.008) |
| B    | 1411     | 3528-20    | 3.50±0.20<br>(0.138±0.008) | 2.80±0.20<br>(0.110±0.008) | 1.80±0.20<br>(0.071±0.008) | 0.80±0.30<br>(0.031±0.012) | 1.20±0.30<br>(0.047±0.012) | 1.10±0.30<br>(0.043±0.012) | 0.20<br>(0.008) |
| P    | 0905     | 2212-12    | 2.20±0.30<br>(0.087±0.012) | 1.25±0.30<br>(0.049±0.012) | 1.00±0.20<br>(0.039±0.008) | 0.60±0.30<br>(0.024±0.012) | 0.80±0.30<br>(0.031±0.012) | 0.80±0.30<br>(0.031±0.012) | 0.20<br>(0.008) |
| Q    | 1306     | 3216-10    | 3.20±0.20<br>(0.126±0.008) | 1.60±0.20<br>(0.063±0.008) | 0.80±0.20<br>(0.031±0.008) | 0.80±0.20<br>(0.031±0.008) | 1.20±0.20<br>(0.047±0.008) | 0.80±0.20<br>(0.031±0.008) | 0.20<br>(0.008) |
| R    | 0905     | 2212-065   | 2.20±0.30<br>(0.087±0.012) | 1.25±0.30<br>(0.049±0.012) | 0.65 max.<br>(0.026 max.)  | 0.60±0.30<br>(0.024±0.012) | 0.80±0.30<br>(0.031±0.012) | 0.50 min.<br>(0.020 min.)  | 0.20<br>(0.008) |
| S    | 1306     | 3216-12    | 3.20±0.30<br>(0.126±0.012) | 1.60±0.30<br>(0.063±0.012) | 1.00±0.20<br>(0.039±0.008) | 0.80±0.30<br>(0.031±0.012) | 1.20±0.30<br>(0.047±0.012) | 0.80±0.30<br>(0.031±0.012) | 0.20<br>(0.008) |
| T    | 1411     | 3527-12    | 3.50±0.20<br>(0.138±0.008) | 2.70±0.20<br>(0.106±0.008) | 1.00±0.20<br>(0.039±0.008) | 0.80±0.20<br>(0.031±0.008) | 1.20±0.20<br>(0.047±0.008) | 1.10±0.20<br>(0.043±0.012) | 0.20<br>(0.008) |



\*D dimension only for reference

### HOW TO ORDER

F95

Type

0G

Rated Voltage

337

Capacitance Code  
pF code: 1st two digits represent significant figures, 3rd digit represents multiplier (number of zeros to follow)

M

Tolerance  
K=±10%  
M=±20%

A

Case Size  
See table above

□

Packaging  
See Tape & Reel Packaging Section

□□□

Specification Suffix  
LZT = Rated temperature 60°C only

AQ2 or Q2

Single Face Electrode

### TECHNICAL SPECIFICATIONS

|                                   |   |
|-----------------------------------|---|
| Category Temperature Range:       | -55 to +125°C   |
| Rated Temperature:                | +85°C   |
| Capacitance Tolerance:            | ±20%, ±10% at 120Hz   |
| Dissipation Factor:               | Refer to next page  |
| ESR 100kHz:                       | Refer to next page  |
| Leakage Current:                  | Refer to next page<br>Provided that:<br>After 1 minute's application of rated voltage, leakage current at 85°C 10 times or less than 20°C specified value.<br>After 1 minute's application of rated voltage, leakage current at 125°C 12.5 times or less than 20°C specified value. |
| Capacitance Change By Temperature | +15% Max. at +125°C<br>+10% Max. at +85°C<br>-10% Max. at -55°C   |

# F95 Series

## Standard Conformal Coated Chip



### CAPACITANCE AND RATED VOLTAGE RANGE (LETTER DENOTES CASE SIZE)

| Capacitance |      | Rated Voltage      |                             |                           |           |          |          |          |                   |
|-------------|------|--------------------|-----------------------------|---------------------------|-----------|----------|----------|----------|-------------------|
| µF          | Code | 4V (0G)            | 6.3V (0J)                   | 10V (1A)                  | 16V (1C)  | 20V (1D) | 25V (1E) | 35V (1V) | 50V (1H)          |
| 1.0         | 105  |                    |                             |                           |           |          | R        | P/S      | P <sup>(M)*</sup> |
| 1.5         | 155  |                    |                             |                           |           |          |          |          |                   |
| 2.2         | 225  |                    |                             |                           |           | P        | P/R      | A        |                   |
| 3.3         | 335  |                    |                             |                           |           |          |          |          |                   |
| 4.7         | 475  |                    |                             |                           | P/R       | A/S      | A/P/Q/S  | B        |                   |
| 6.8         | 685  |                    |                             |                           |           |          |          |          |                   |
| 10          | 106  |                    |                             | P/R <sup>(M)</sup>        | A/P/Q/S   | A/B/S    | A/B      |          |                   |
| 15          | 156  |                    |                             | P                         | A/S       |          |          |          |                   |
| 22          | 226  |                    | R <sup>(M)</sup>            | A/P <sup>(M)</sup> /Q/S   | A/B/Q/S/T | B        |          |          |                   |
| 33          | 336  |                    | P <sup>(M)</sup>            | A/P <sup>(M)</sup> /Q/S   | B/T       | B        |          |          |                   |
| 47          | 476  |                    | P <sup>(M)</sup>            | A/B/P <sup>(M)</sup> /S/T | B         |          |          |          |                   |
| 68          | 686  |                    | P <sup>(M)</sup>            | B                         |           |          |          |          |                   |
| 100         | 107  | A/P/S              | A/B/P <sup>(M)</sup> /Q/S/T | A/B/T                     |           |          |          |          |                   |
| 150         | 157  | B/P <sup>(M)</sup> | B                           |                           |           |          |          |          |                   |
| 220         | 227  | A/B/Q/S/T          | B                           |                           |           |          |          |          |                   |
| 330         | 337  | A/B/T              | B                           |                           |           |          |          |          |                   |
| 470         | 477  | B                  | B                           |                           |           |          |          |          |                   |
| 680         | 687  |                    |                             |                           |           |          |          |          |                   |

Released ratings <sup>(M tolerance only)</sup>

\*Rated temperature 60°C only. Please contact KYOCERA AVX when you need detail spec.

Please contact to your local KYOCERA AVX sales office when these series are being designed in your application.

### RATINGS & PART NUMBER REFERENCE

| Part Number     | Case Size | Capacitance (µF) | Rated Voltage (V) | DCL (µA) | DF @ 120Hz (%) | ESR @ 100kHz (Ω) | 100kHz RMS Current (mA) |      |      |       | *1 ΔC/C (%) | MSL |
|-----------------|-----------|------------------|-------------------|----------|----------------|------------------|-------------------------|------|------|-------|-------------|-----|
|                 |           |                  |                   |          |                |                  | 25°C                    | 60°C | 85°C | 125°C |             |     |
| 4 Volt          |           |                  |                   |          |                |                  |                         |      |      |       |             |     |
| F950G107#AAAQ2  | A         | 100              | 4                 | 4.0      | 12             | 0.5              | 387                     | –    | 349  | 155   | *           | 3   |
| F950G107#PAAQ2  | P         | 100              | 4                 | 4.0      | 30             | 1.2              | 158                     | –    | 142  | 63    | ±15         | 3   |
| F950G107#SAAQ2  | S         | 100              | 4                 | 4.0      | 14             | 0.8              | 274                     | –    | 246  | 110   | *           | 3   |
| F950G157#BAAQ2  | B         | 150              | 4                 | 6.0      | 14             | 0.4              | 461                     | –    | 415  | 184   | *           | 3   |
| F950G157#MPAAQ2 | P         | 150              | 4                 | 12.0     | 31             | 1.1              | 165                     | –    | 149  | 66    | ±20         | 3   |
| F950G227#AAAQ2  | A         | 220              | 4                 | 8.8      | 25             | 0.8              | 306                     | –    | 276  | 122   | ±15         | 3   |
| F950G227#BAAQ2  | B         | 220              | 4                 | 8.8      | 16             | 0.4              | 461                     | –    | 415  | 184   | *           | 3   |
| F950G227#QAAQ2  | Q         | 220              | 4                 | 8.8      | 30             | 1.5              | 173                     | –    | 156  | 69    | ±20         | 3   |
| F950G227#SAAQ2  | S         | 220              | 4                 | 8.8      | 30             | 0.8              | 274                     | –    | 246  | 110   | ±15         | 3   |
| F950G227#TAAQ2  | T         | 220              | 4                 | 8.8      | 25             | 0.6              | 365                     | –    | 329  | 146   | *           | 3   |
| F950G337#AAAQ2  | A         | 330              | 4                 | 13.2     | 40             | 0.8              | 306                     | –    | 276  | 122   | ±20         | 3   |
| F950G337#BAAQ2  | B         | 330              | 4                 | 13.2     | 30             | 0.6              | 376                     | –    | 339  | 151   | ±15         | 3   |
| F950G337#TAAQ2  | T         | 330              | 4                 | 13.2     | 40             | 0.8              | 316                     | –    | 285  | 126   | ±20         | 3   |
| F950G477#BAAQ2  | B         | 470              | 4                 | 18.8     | 40             | 0.4              | 461                     | –    | 415  | 184   | ±20         | 3   |
| 6.3 Volt        |           |                  |                   |          |                |                  |                         |      |      |       |             |     |
| F950J336#MPAAQ2 | P         | 33               | 6.3               | 2.1      | 14             | 1.1              | 165                     | –    | 149  | 66    | *           | 3   |
| F950J226#MRAAQ2 | R         | 22               | 6.3               | 1.4      | 20             | 2.0              | 112                     | –    | 101  | 45    | ±20         | 3   |
| F950J476#MPAAQ2 | P         | 47               | 6.3               | 3.0      | 20             | 1.1              | 165                     | –    | 149  | 66    | ±15         | 3   |
| F950J686#MPAAQ2 | P         | 68               | 6.3               | 4.3      | 25             | 1.2              | 158                     | –    | 142  | 63    | ±15         | 3   |
| F950J107#AAAQ2  | A         | 100              | 6.3               | 6.3      | 14             | 0.5              | 387                     | –    | 349  | 155   | *           | 3   |
| F950J107#BAAQ2  | B         | 100              | 6.3               | 6.3      | 14             | 0.4              | 461                     | –    | 415  | 184   | *           | 3   |
| F950J107#MPAAQ2 | P         | 100              | 6.3               | 12.6     | 35             | 1.2              | 158                     | –    | 142  | 63    | ±20         | 3   |
| F950J107#QAAQ2  | Q         | 100              | 6.3               | 6.3      | 30             | 1.1              | 202                     | –    | 182  | 81    | ±20         | 3   |
| F950J107#SAAQ2  | S         | 100              | 6.3               | 6.3      | 20             | 0.9              | 258                     | –    | 232  | 103   | ±15         | 3   |
| F950J107#TAAQ2  | T         | 100              | 6.3               | 6.3      | 14             | 0.6              | 365                     | –    | 329  | 146   | *           | 3   |
| F950J157#BAAQ2  | B         | 150              | 6.3               | 9.5      | 18             | 0.4              | 461                     | –    | 415  | 184   | *           | 3   |
| F950J227#BAAQ2  | B         | 220              | 6.3               | 13.9     | 30             | 0.4              | 461                     | –    | 415  | 184   | *           | 3   |
| F950J337#BAAQ2  | B         | 330              | 6.3               | 20.8     | 35             | 0.6              | 376                     | –    | 339  | 151   | ±20         | 3   |
| F950J477#BAAQ2  | B         | 470              | 6.3               | 59.2     | 40             | 0.5              | 412                     | –    | 371  | 165   | ±20         | 3   |
| 10 Volt         |           |                  |                   |          |                |                  |                         |      |      |       |             |     |
| F951A106#PAAQ2  | P         | 10               | 10                | 1.0      | 8              | 3.0              | 100                     | –    | 90   | 40    | *           | 3   |
| F951A106#MRAAQ2 | R         | 10               | 10                | 1.0      | 18             | 3.0              | 91                      | –    | 82   | 37    | ±20         | 3   |
| F951A156#PAAQ2  | P         | 15               | 10                | 1.5      | 10             | 3.0              | 100                     | –    | 90   | 40    | *           | 3   |
| F951A226#AAAQ2  | A         | 22               | 10                | 2.2      | 6              | 0.9              | 289                     | –    | 260  | 115   | *           | 3   |
| F951A226#MPAAQ2 | P         | 22               | 10                | 2.2      | 14             | 3.0              | 100                     | –    | 90   | 40    | *           | 3   |
| F951A226#QAAQ2  | Q         | 22               | 10                | 2.2      | 10             | 2.0              | 150                     | –    | 135  | 60    | *           | 3   |
| F951A226#SAAQ2  | S         | 22               | 10                | 2.2      | 10             | 1.1              | 234                     | –    | 210  | 93    | *           | 3   |
| F951A336#AAAQ2  | A         | 33               | 10                | 3.3      | 10             | 0.8              | 306                     | –    | 276  | 122   | *           | 3   |
| F951A336#MPAAQ2 | P         | 33               | 10                | 3.3      | 20             | 3.0              | 100                     | –    | 90   | 40    | ±15         | 3   |
| F951A336#QAAQ2  | Q         | 33               | 10                | 3.3      | 18             | 3.0              | 122                     | –    | 110  | 49    | ±15         | 3   |
| F951A336#SAAQ2  | S         | 33               | 10                | 3.3      | 10             | 1.1              | 234                     | –    | 210  | 93    | *           | 3   |
| F951A476#AAAQ2  | A         | 47               | 10                | 4.7      | 10             | 0.8              | 306                     | –    | 276  | 122   | *           | 3   |

# F95 Series

## Standard Conformal Coated Chip

### RATINGS & PART NUMBER REFERENCE

| Part Number       | Case Size | Capacitance (μF) | Rated Voltage (V) | DCL (μA) | DF @ 120Hz (%) | ESR @ 100kHz (Ω) | 100kHz RMS Current (mA) |      |      |       | *1 ΔC/C (%) | MSL |
|-------------------|-----------|------------------|-------------------|----------|----------------|------------------|-------------------------|------|------|-------|-------------|-----|
|                   |           |                  |                   |          |                |                  | 25°C                    | 60°C | 85°C | 125°C |             |     |
| F951A476#BAAQ2    | B         | 47               | 10                | 4.7      | 8              | 0.4              | 461                     | –    | 415  | 184   | *           | 3   |
| F951A476#MPAAQ2   | P         | 47               | 10                | 4.7      | 30             | 3.0              | 100                     | –    | 90   | 40    | ±20         | 3   |
| F951A476#SAAQ2    | S         | 47               | 10                | 4.7      | 14             | 1.1              | 234                     | –    | 210  | 93    | ±15         | 3   |
| F951A476#TAAQ2    | T         | 47               | 10                | 4.7      | 12             | 0.8              | 316                     | –    | 285  | 126   | *           | 3   |
| F951A686#BAAQ2    | B         | 68               | 10                | 6.8      | 12             | 0.4              | 461                     | –    | 415  | 184   | *           | 3   |
| F951A107#AAAQ2    | A         | 100              | 10                | 10.0     | 35             | 1.0              | 274                     | –    | 246  | 110   | ±15         | 3   |
| F951A107#BAAQ2    | B         | 100              | 10                | 10.0     | 14             | 0.4              | 461                     | –    | 415  | 184   | *           | 3   |
| F951A107#TAAQ2    | T         | 100              | 10                | 10.0     | 20             | 0.6              | 365                     | –    | 329  | 146   | ±15         | 3   |
| <b>16 Volt</b>    |           |                  |                   |          |                |                  |                         |      |      |       |             |     |
| F951C475#PAAQ2    | P         | 4.7              | 16                | 0.8      | 10             | 4.0              | 87                      | –    | 78   | 35    | *           | 3   |
| F951C475#RAAQ2    | R         | 4.7              | 16                | 0.8      | 12             | 6.0              | 65                      | –    | 58   | 26    | ±20         | 3   |
| F951C106#AAAQ2    | A         | 10               | 16                | 1.6      | 6              | 1.4              | 231                     | –    | 208  | 93    | *           | 3   |
| F951C106#PAAQ2    | P         | 10               | 16                | 1.6      | 10             | 4.0              | 87                      | –    | 78   | 35    | *           | 3   |
| F951C106#QAAQ2    | Q         | 10               | 16                | 1.6      | 8              | 3.0              | 122                     | –    | 110  | 49    | *           | 3   |
| F951C106#SAAQ2    | S         | 10               | 16                | 1.6      | 8              | 2.0              | 173                     | –    | 156  | 69    | *           | 3   |
| F951C156#AAAQ2    | A         | 15               | 16                | 2.4      | 8              | 1.4              | 231                     | –    | 208  | 93    | *           | 3   |
| F951C156#SAAQ2    | S         | 15               | 16                | 2.4      | 8              | 2.0              | 173                     | –    | 156  | 69    | *           | 3   |
| F951C226#AAAQ2    | A         | 22               | 16                | 3.5      | 8              | 1.4              | 231                     | –    | 208  | 93    | *           | 3   |
| F951C226#BAAQ2    | B         | 22               | 16                | 3.5      | 6              | 0.5              | 412                     | –    | 371  | 165   | *           | 3   |
| F951C226#QAAQ2    | Q         | 22               | 16                | 3.5      | 12             | 3.0              | 122                     | –    | 110  | 49    | *           | 3   |
| F951C226#SAAQ2    | S         | 22               | 16                | 3.5      | 10             | 2.0              | 173                     | –    | 156  | 69    | ±15         | 3   |
| F951C226#TAAQ2    | T         | 22               | 16                | 3.5      | 8              | 1.4              | 239                     | –    | 215  | 96    | *           | 3   |
| F951C336#BAAQ2    | B         | 33               | 16                | 5.3      | 8              | 0.5              | 412                     | –    | 371  | 165   | *           | 3   |
| F951C336#TAAQ2    | T         | 33               | 16                | 5.3      | 11             | 1.5              | 231                     | –    | 208  | 92    | ±10         | 3   |
| F951C476#BAAQ2    | B         | 47               | 16                | 7.5      | 10             | 0.6              | 376                     | –    | 339  | 151   | *           | 3   |
| <b>20 Volt</b>    |           |                  |                   |          |                |                  |                         |      |      |       |             |     |
| F951D225#PAAQ2    | P         | 2.2              | 20                | 0.5      | 6              | 6.0              | 71                      | –    | 64   | 28    | *           | 3   |
| F951D475#AAAQ2    | A         | 4.7              | 20                | 0.9      | 6              | 1.5              | 224                     | –    | 201  | 89    | *           | 3   |
| F951D475#SAAQ2    | S         | 4.7              | 20                | 0.9      | 8              | 4.0              | 122                     | –    | 110  | 49    | *           | 3   |
| F951D106#AAAQ2    | A         | 10               | 20                | 2.0      | 8              | 1.5              | 224                     | –    | 201  | 89    | *           | 3   |
| F951D106#BAAQ2    | B         | 10               | 20                | 2.0      | 6              | 0.8              | 326                     | –    | 293  | 130   | *           | 3   |
| F951D106#SAAQ2    | S         | 10               | 20                | 2.0      | 10             | 4.0              | 122                     | –    | 110  | 49    | ±10         | 3   |
| F951D226#BAAQ2    | B         | 22               | 20                | 4.4      | 8              | 0.8              | 326                     | –    | 293  | 130   | *           | 3   |
| F951D336#BAAQ2    | B         | 33               | 20                | 6.6      | 15             | 1.0              | 292                     | –    | 262  | 117   | *           | 3   |
| <b>25 Volt</b>    |           |                  |                   |          |                |                  |                         |      |      |       |             |     |
| F951E105#RAAQ2    | R         | 1                | 25                | 0.5      | 10             | 10.0             | 50                      | –    | 45   | 20    | ±10         | 3   |
| F951E225#PAAQ2    | P         | 2.2              | 25                | 0.6      | 8              | 6.0              | 71                      | –    | 64   | 28    | ±15         | 3   |
| F951E225#RAAQ2    | R         | 2.2              | 25                | 0.6      | 15             | 15.0             | 41                      | –    | 37   | 16    | ±20         | 3   |
| F951E475#AAAQ2    | A         | 4.7              | 25                | 1.2      | 8              | 2.0              | 194                     | –    | 174  | 77    | *           | 3   |
| F951E475#PAAQ2    | P         | 4.7              | 25                | 1.2      | 10             | 8.0              | 61                      | –    | 55   | 24    | ±15         | 3   |
| F951E475#QAAQ2    | Q         | 4.7              | 25                | 1.2      | 10             | 4.0              | 106                     | –    | 95   | 42    | ±15         | 3   |
| F951E475#SAAQ2    | S         | 4.7              | 25                | 1.2      | 8              | 4.0              | 122                     | –    | 110  | 49    | *           | 3   |
| F951E106#AAAQ2    | A         | 10               | 25                | 2.5      | 12             | 2.0              | 194                     | –    | 174  | 77    | ±15         | 3   |
| F951E106#BAAQ2    | B         | 10               | 25                | 2.5      | 6              | 0.9              | 307                     | –    | 227  | 123   | *           | 3   |
| <b>35 Volt</b>    |           |                  |                   |          |                |                  |                         |      |      |       |             |     |
| F951V105#PAAQ2    | P         | 1                | 35                | 0.5      | 8              | 10.0             | 55                      | –    | 49   | 22    | ±10         | 3   |
| F951V105#SAAQ2    | S         | 1                | 35                | 0.5      | 6              | 8.0              | 87                      | –    | 78   | 35    | *           | 3   |
| F951V225#AAAQ2    | A         | 2.2              | 35                | 0.8      | 6              | 4.4              | 131                     | –    | 118  | 52    | *           | 3   |
| F951V475#BAAQ2    | B         | 4.7              | 35                | 1.7      | 6              | 1.6              | 230                     | –    | 207  | 92    | *           | 3   |
| <b>50 Volt</b>    |           |                  |                   |          |                |                  |                         |      |      |       |             |     |
| F951H105#MPALZTQ2 | P         | 1                | 50                | 1.0      | 8              | 7.0              | 65                      | 59   | –    | 26    | ±20         | 3   |

\*1: ΔC/C Marked "\*\*"

#: "M" for ±20% tolerance, "K" for ±10% tolerance. When you need K tolerance for the part numbers which have M tolerance only, please contact to your local KYOCERA AVX sales office.

Moisture Sensitivity Level (MSL) is defined according to J-STD-020.

| Item                      | All Case (%) |
|---------------------------|--------------|
| Damp Heat                 | ±10          |
| Temperature cycles        | ±5           |
| Resistance soldering heat | ±5           |
| Surge                     | ±5           |
| Endurance                 | ±10          |

# F95 Series

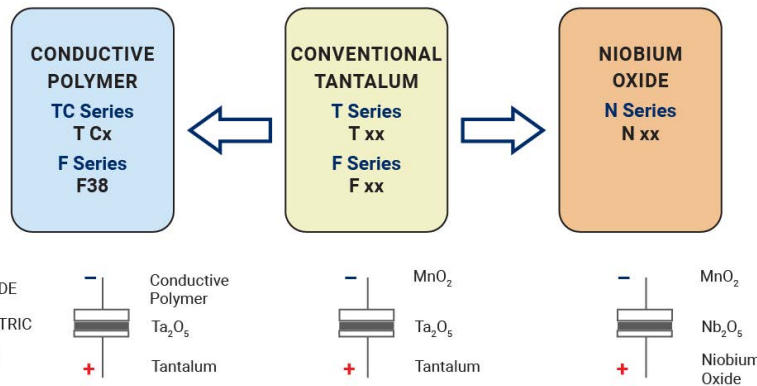
## Standard Conformal Coated Chip

### QUALIFICATION TABLE

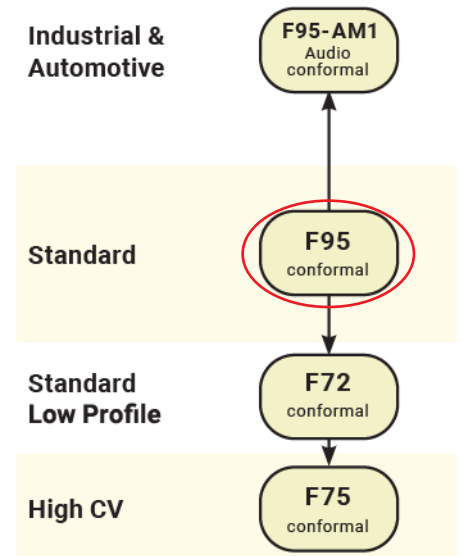
| TEST                                | F95 series (Temperature range -55°C to +125°C)   |  |
|-------------------------------------|--|--|
|                                     | Condition  |  |
| <b>Damp Heat (Steady State)</b>     | At 40°C, 90 to 95% R.H., 500 hours (No voltage applied)<br>Capacitance Change ..... Refer to the table above (*1)<br>Dissipation Factor ..... Initial specified value or less<br>Leakage Current ..... Initial specified value or less   |  |
| <b>Temperature Cycles</b>           | At -55°C / +125°C, 30 minutes each, 5 cycles<br>Capacitance Change ..... Refer to the table above(*1)<br>Dissipation Factor ..... Initial specified value or less<br>Leakage Current ..... Initial specified value or less   |  |
| <b>Resistance to Soldering Heat</b> | 10 seconds reflow at 260°C, 10 seconds immersion at 260°C.<br>Capacitance Change ..... Refer to the table above (*1)<br>Dissipation Factor ..... Initial specified value or less<br>Leakage Current ..... Initial specified value or less  |  |
| <b>Surge</b>                        | After application of surge voltage in series with a 33Ω resistor at the rate of 30 seconds ON, 30 seconds OFF, for 1000 successive test cycles at 85°C, capacitors shall meet the characteristic requirements in the table above.<br>Capacitance Change ..... Refer to the table above (*1)<br>Dissipation Factor ..... Initial specified value or less<br>Leakage Current ..... Initial specified value or less |  |
| <b>Endurance</b>                    | After 2000 hours' application of rated voltage at 85°C, capacitors shall meet the characteristic requirements in the table above.<br>Capacitance Change ..... Refer to the table above (*1)<br>Dissipation Factor ..... Initial specified value or less<br>Leakage Current ..... Initial specified value or less   |  |
| <b>Shear Test</b>                   | After applying the pressure load of 5N for 10±1 seconds horizontally to the center of capacitor side body which has no electrode and has been soldered beforehand on a substrate, there shall be found neither exfoliation nor its sign at the terminal electrode.   |  |
| <b>Terminal Strength</b>            | Keeping a capacitor surface-mounted on a substrate upside down and supporting the substrate at both of the opposite bottom points 45mm apart from the center of capacitor, the pressure strength is applied with a specified jig at the center of substrate so that the substrate may bend by 1mm as illustrated. Then, there shall be found no remarkable abnormality on the capacitor terminals.               |  |

### SOLID ELECTROLYTIC CAPACITOR ROADMAP

### SERIES LINE UP : CONVENTIONAL SMD MnO<sub>2</sub>



### FIVE CAPACITOR CONSTRUCTION STYLES



## Looking for pricing, stock, or lifecycle information?

Click below to explore more details on WIN SOURCE:

-  [View F951E105MPAAQ2 on WIN SOURCE](#)
-  [AVX Corp/Kyocera Corp Information](#)

## Optimize Your Supply Chain with WIN SOURCE Solutions

-  Global Sourcing Solution
-  Obsolete Management
-  Cost Control Management
-  Shortage Management
-  Alternative Solution
-  Excess Inventory Management