



**THE DATASHEET OF  
1277AS-H-6R8M=P2**



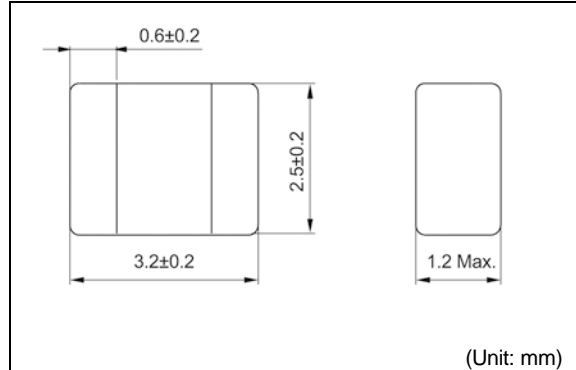

**DFE322512C**

85  
°C

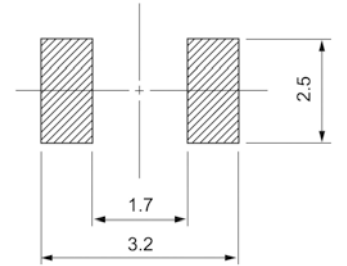
RoHS

REACH

Inductance Range: 0.47~10μH



**Recommended patterns**  
推荐焊盘尺寸



(Unit: mm)

**FEATURES 特点**

- Miniature size: 3225 footprint (3.2mm×2.5mm) and low profile(1.2mm Max. height)
- The use of magnetic iron powder ensure capability for large current.
- The use of Flat wire for Low DC resistance.
- Magnetically shielded, low audible core noise.
- Reflow solderable.
- Operating temperature : -40~+85°C
- 小型薄型构造(3.2 x 2.5 mm、高度1.2mm Max.)
- 使用合金系磁性粉，保证了大电流
- 采用平角线、低直流电阻
- 闭磁路构造、低芯片噪音
- 适合回流焊接
- 使用温度范围：-40~+85°C

**STANDARD PART NUMBERS 标准零件号码**

**TYPE DFE322512C (Quantity/reel; 3,000 PCS)**

零件号码	电感值 <sup>(1)</sup>	公差	测试频率	最大直流电阻 <sup>(2)</sup>	最大电感值减小电流 <sup>(3)</sup>	最大温度上升电流 <sup>(3)</sup>
Part Number	Inductance <sup>(1)</sup> L(μH)	Tolerance (%)	Test Frequency (MHz)	DC Resistance <sup>(2)</sup> (mΩ) Max. (Typ.)	Inductance Decrease Current <sup>(3)</sup> (A) Max. (Typ.) ΔL/L=30%	Temperature Rise Current <sup>(3)</sup> ΔT=40°C (A) Max. (Typ.)
1277AS-H-R47M=P2	0.47	±20	1	31 (21)	4.7 (5.9)	3.7 (4.4)
1277AS-H-R68M=P2	0.68	±20	1	35 (27)	4.2 (5.3)	3.5 (4.1)
1277AS-H-1R0M=P2	1.0	±20	1	45 (34)	3.7 (4.6)	3.1 (3.7)
1277AS-H-1R5M=P2	1.5	±20	1	65 (50)	3.0 (3.7)	2.6 (3.0)
1277AS-H-2R2M=P2	2.2	±20	1	84 (70)	2.6 (3.2)	2.1 (2.5)
1277AS-H-3R3M=P2	3.3	±20	1	126 (105)	2.1 (2.6)	1.8 (2.1)
1277AS-H-4R7M=P2	4.7	±20	1	180 (150)	1.8 (2.2)	1.4 (1.7)
1277AS-H-6R8M=P2	6.8	±20	1	276 (230)	1.5 (1.9)	1.2 (1.5)
1277AS-H-100M=P2	10	±20	1	420 (350)	1.2 (1.5)	0.9 (1.1)

(1) Inductance is measured with a LCR meter 4284A (Agilent Technologies) or equivalent. Test frequency at 1MHz

(2) DC resistance is measured with 34420A (Agilent Technologies) or 3541(HIOKI). (Reference ambient temperature 20°C)

(3) Maximum allowable DC current is that which causes a 30% inductance reduction from the initial value, coil temperature to rise by 40°C whichever is smaller. (Reference ambient temperature 20°C)

(1) LCR仪表4284A (Agilent Technologies)或者功能相同的仪器在1MHz下测试电感值。

(2) 通过数码万用表34420A (Agilent Technologies)/ 3541(HIOKI)或者相类似的工具测试直流电阻。(环境温度20°C)

(3) 允许最大直流电的范围是以下两者中比较小的一个：从开始值降低30%的电感值，或者线圈温度升高40°C。(参考周围环境温度20°C)。

## Looking for pricing, stock, or lifecycle information?

Click below to explore more details on WIN SOURCE:

- ⊖ [View 1277AS-H-6R8M=P2 on WIN SOURCE](#)
- ⊖ [Murata Electronics North America Information](#)

## Optimize Your Supply Chain with WIN SOURCE Solutions

- ✓ Global Sourcing Solution
- ✓ Obsolete Management
- ✓ Cost Control Management
- ✓ Shortage Management
- ✓ Alternative Solution
- ✓ Excess Inventory Management