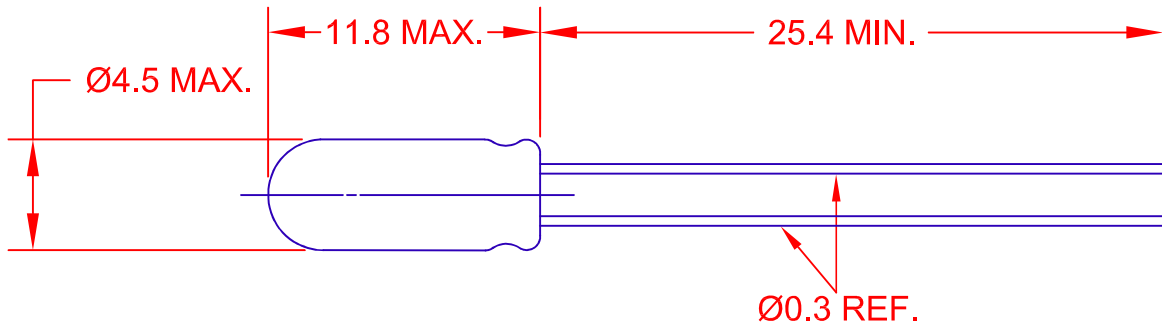




**THE DATASHEET OF**  
**8610**





JKL LAMP NUMBER	VOLTS RATED	AMPS ±10%	MSCP ±25%	LUMENS ±25%	AVERAGE LIFE HRS.	FILAMENT TYPE
2135	1.3	.030	.006	0.08	100	C-2R
324	3.0	.190	.250	3.14	350	C-2R
583	5.0	.060	.050	0.63	100,000	C-2R
515	5.0	.115	.150	1.89	40,000	C-2R
DW13	6.0	.040	.044	0.55	10,000	C-2V
2114	6.0	.060	.130	1.63	3,000	C-2R
634	6.0	.200	.630	7.92	1,000	C-2R
8610	6.3	.200	.550	6.91	5,000	C-2R
DW09	8.0	.040	.080	1.01	10,000	C-2V
DW50	8.0	.050	.095	1.19	10,000	C-2V
DW37	8.0	.100	.200	2.51	10,000	C-2F
DW44	12.0	.040	.090	1.13	10,000	C-2F
DW48	14.0	.040	.150	1.89	10,000	C-2V
DW21	14.0	.060	.200	2.51	10,000	C-2V
DW07	14.0	.080	.300	3.77	15,000	C-2F
8640	14.0	.080	.500	6.29	2,500	C-2F
DW10	14.0	.100	.500	6.29	10,000	C-2F
DW28	28.0	.024	.150	1.89	16,000	C-2F
8627	28.0	.040	.320	4.02	2,500	C-2F
DW36	36.0	.020	.150	1.89	1,000	C-2F



NOTES:

- GLASS ENVELOPE TO BE OF TIPLESS AND SEAMLESS CONSTRUCTION TO PROVIDE UNDISTORTED END VIEWING.
- WIRE TERMINALS TO BE TINNED DUMET TYPE WIRE. OPTIONAL PLATING MATERIALS ARE AVAILABLE.
- ALL LAMPS TO BE 100% AGED FOR AN EQUIVALENT OF TEN HOURS OF THE RATED VOLTAGES.
- FINAL INSPECTION ON ALL LAMPS TO BE PER MIL. STD. 105D TO AN AQL OF 2.5,. (AS15 TYPE LAMPS WILL BE 100% INSPECTED FOR AMPERAGE AND MSCP RATINGS.)
- ALL DIMENSIONS PROVIDED HEREIN, NOT LISTING TOLERANCES, ARE CONSIDERED REFERENCE DIMENSIONS ONLY.

I	Ch DW07 and DW44 to C2F	11/3/20	<b>METRIC</b>  THIRD ANGLE PROJECTION	DIMENSIONS ARE IN MILLIMETERS TOLERANCE UNLESS OTHERWISE SPECIFIED 1 PL +/- 0.2 2 PL +/- 0.20 ANGLE +/- 0	<b>JKL COMPONENTS CORPORATION</b>	TITLE T-1 1/4 STANDARD WIRE TERMINAL LAMP MULTI LISTING							
H	CHANGE AVG LIFE HRS ON 8627 FROM 2,800 TO 2,500	6/1/11				SIZE <b>A</b>	FSCM NO. <b>55335</b>	DRAWING NO.	<b>WIRE TERMINAL T-1 1/4</b>				
G	DELETE CANCELLED PART # DW52 PER CANCEL LIST 6/24/07	7/22/05				DRAWN BY L. WENGSTROM	APPVD BY L.R.	DATE 6/1/11	SCALE NONE	RELEASED DATE 2/85	REVISION DATE 11/3/20	REV. NO. I	SHEET 1 OF 1
F	CHANGE FILAMENT TYPE ON DW37 C-2V TO C-2F	3/15/04				- CAD DRAWING - MANUAL REVISIONS NOT PERMITTED							
E	ADD LAMPS DW36, DW48 & DW 52	02/09/00											
D	LEADS 38.1 TO 25.4 MIN., CHNG. DIA. TO Ø0.3 REF.	02/07/00											
C	DRAW CONVERTED TO CAD-DELETED LAMPS DW90, DW27, 580, DW91, DW26, DW46, DW40, DW737	01/01/00											
B	ADD FILAMENT TYPES	4/1/98											
A	CHNG MSCP ON 8627	3/27/96											
	RELEASED	2/85											
REV. NO.	DESCRIPTION/ECO NUMBER	APPVD DATE											

## Looking for pricing, stock, or lifecycle information?

Click below to explore more details on WIN SOURCE:

-  [View 8610 on WIN SOURCE](#)
-  [JKL Components Corp. Information](#)

## Optimize Your Supply Chain with WIN SOURCE Solutions

-  Global Sourcing Solution
-  Obsolete Management
-  Cost Control Management
-  Shortage Management
-  Alternative Solution
-  Excess Inventory Management