



**THE DATASHEET OF  
TDN 3-4823WI**



- Ultra compact DIP package  
13.2 x 9.1 x 10.2 mm
- I/O-isolation 1'600 VDC
- Fully regulated outputs
- Operating temperature range  
-40°C to +70°C without derating
- Short circuit protection
- Remote On/Off
- Designed to meet IEC/EN/UL 62368-1  
(not certified)
- 3-year product warranty



The TDN 3WI Series comprises 3 Watt fully regulated, high performance DC/DC converters. They come in a compact cubical package of only 1.23 cm<sup>3</sup>. Full load operation is reliable up to 70°C environment temperature. With 1'600 VDC I/O-isolation voltage, external On/Off, and short current protection they cover a wide range of application when space is limited. The input of the converters is designed for a wide voltage range (4:1) and minimum load is not required.

The functional I/O-isolation system is designed to meet IEC/EN/UL 62368-1 (not certified) with a test voltage (60 s) of 1'600 VDC.

Models						
Order Code	Input Voltage Range	Output 1		Output 2		Efficiency typ.
		Vnom	I <sub>max</sub>	Vnom	I <sub>max</sub>	
TDN 3-1210WI	4.5 - 18 VDC (12 VDC nom.)	3.3 VDC	700 mA			76 %
TDN 3-1211WI		5 VDC	600 mA			80 %
TDN 3-1219WI		9 VDC	333 mA			81 %
TDN 3-1212WI		12 VDC	250 mA			83 %
TDN 3-1213WI		15 VDC	200 mA			84 %
TDN 3-1215WI		24 VDC	125 mA			82 %
TDN 3-1221WI		+5 VDC	300 mA	-5 VDC	300 mA	80 %
TDN 3-1222WI		+12 VDC	125 mA	-12 VDC	125 mA	82 %
TDN 3-1223WI		+15 VDC	100 mA	-15 VDC	100 mA	82 %
TDN 3-2410WI	9 - 36 VDC (24 VDC nom.)	3.3 VDC	700 mA			77 %
TDN 3-2411WI		5 VDC	600 mA			80 %
TDN 3-2419WI		9 VDC	333 mA			81 %
TDN 3-2412WI		12 VDC	250 mA			83 %
TDN 3-2413WI		15 VDC	200 mA			83 %
TDN 3-2415WI		24 VDC	125 mA			82 %
TDN 3-2421WI		+5 VDC	300 mA	-5 VDC	300 mA	80 %
TDN 3-2422WI		+12 VDC	125 mA	-12 VDC	125 mA	82 %
TDN 3-2423WI		+15 VDC	100 mA	-15 VDC	100 mA	82 %
TDN 3-4810WI	18 - 75 VDC (48 VDC nom.)	3.3 VDC	700 mA			77 %
TDN 3-4811WI		5 VDC	600 mA			80 %
TDN 3-4819WI		9 VDC	333 mA			81 %
TDN 3-4812WI		12 VDC	250 mA			83 %
TDN 3-4813WI		15 VDC	200 mA			83 %
TDN 3-4815WI		24 VDC	125 mA			82 %
TDN 3-4821WI		+5 VDC	300 mA	-5 VDC	300 mA	80 %
TDN 3-4822WI		+12 VDC	125 mA	-12 VDC	125 mA	82 %
TDN 3-4823WI		+15 VDC	100 mA	-15 VDC	100 mA	82 %

### Input Specifications

Input Current	- At no load	12 Vin models: <b>40 mA typ.</b> 24 Vin models: <b>24 mA typ.</b> 48 Vin models: <b>13 mA typ.</b>
Surge Voltage		12 Vin models: <b>25 VDC max.</b> (1 s max.) 24 Vin models: <b>50 VDC max.</b> (1 s max.) 48 Vin models: <b>100 VDC max.</b> (1 s max.)
Reflected Ripple Current		<b>20 mAp-p typ.</b>
Recommended Input Fuse		12 Vin models: <b>1'600 mA</b> (slow blow) 24 Vin models: <b>800 mA</b> (slow blow) 48 Vin models: <b>500 mA</b> (slow blow) (The need of an external fuse has to be assessed in the final application.)
Input Filter		<b>Internal Capacitor</b>

### Output Specifications

Voltage Set Accuracy		<b>±1% max.</b>
Regulation	- Input Variation (Vmin - Vmax)	single output models: <b>0.2% max.</b> dual output models: <b>0.2% max.</b>
	- Load Variation (0 - 100%)	single output models: <b>1% max.</b> dual output models: <b>1% max.</b> (Output 1) <b>1% max.</b> (Output 2)
	- Cross Regulation (25% / 100% asym. load)	dual output models: <b>5% max.</b>
Ripple and Noise	- 20 MHz Bandwidth	<b>50 mVp-p typ.</b>
Capacitive Load	- single output	3.3 Vout models: <b>4'700 µF max.</b> 5 Vout models: <b>2'530 µF max.</b> 9 Vout models: <b>1'470 µF max.</b> 12 Vout models: <b>1'220 µF max.</b> 15 Vout models: <b>1'000 µF max.</b> 24 Vout models: <b>470 µF max.</b>
	- dual output	5 / -5 Vout models: <b>1'470 / 1'470 µF max.</b> 12 / -12 Vout models: <b>680 / 680 µF max.</b> 15 / -15 Vout models: <b>470 / 470 µF max.</b>
Minimum Load		<b>Not required</b>
Temperature Coefficient		<b>±0.02 %/K max.</b>
Start-up Time		<b>10 ms typ. / 20 ms max.</b>
Short Circuit Protection		<b>Continuous, Automatic recovery</b>
Transient Response	- Response Time	<b>500 µs typ.</b> (25% Load Step)

### Safety Specifications

Standards	- IT / Multimedia Equipment	<b>Designed for IEC/EN/UL 62368-1 (not certified)</b>
-----------	-----------------------------	---

### EMC Specifications

EMI Emissions	- Conducted Emissions	<b>EN 55032 class A</b> (with external filter)
		<b>EN 55032 class B</b> (with external filter)
	- Radiated Emissions	<b>EN 55032 class A</b> (with external filter)
		<b>EN 55032 class B</b> (with external filter)
		External filter proposal: <a href="http://www.tracopower.com/overview/tdn3wi">www.tracopower.com/overview/tdn3wi</a>

All specifications valid at nominal voltage, resistive full load and +25°C after warm-up time, unless otherwise stated.

EMS Immunity	- Electrostatic Discharge	Air: EN 61000-4-2, $\pm 8$ kV, perf. criteria A
	- RF Electromagnetic Field	Contact: EN 61000-4-2, $\pm 6$ kV, perf. criteria A
	- EFT (Burst) / Surge	EN 61000-4-3, 10 V/m, perf. criteria A
		EN 61000-4-4, $\pm 2$ kV, perf. criteria A
		EN 61000-4-5, $\pm 1$ kV, perf. criteria A
	- Conducted RF Disturbances	Ext. input component: KY 220 $\mu$ F, 100 V
	- PF Magnetic Field	Continuous: EN 61000-4-8, 100 A/m, perf. criteria A
		1 s: EN 61000-4-8, 1000 A/m, perf. criteria A

## General Specifications

Relative Humidity		95% max. (non condensing)
Temperature Ranges	- Operating Temperature	-40°C to +70°C (without derating)
	- Case Temperature	+105°C max.
	- Storage Temperature	-55°C to +125°C
Power Derating	- High Temperature	2.86 %/K above 70°C
	See application note:	<a href="http://www.tracopower.com/overview/tdn3wi">www.tracopower.com/overview/tdn3wi</a>
Cooling System		Natural convection (20 LFM)
Remote Control	- Current Controlled Remote (passive = on)	On: open circuit
		Off: 2 to 4 mA current (no internal resistor)
		Refers to 'Remote' and '-Vin' Pin
	External circuit proposal:	<a href="http://www.tracopower.com/info/current-remote.pdf">www.tracopower.com/info/current-remote.pdf</a>
	- Off Idle Input Current	2.5 mA max.
Regulator Topology		RCC Converter
Switching Frequency		100 kHz min. (PFM)
Insulation System		Functional Insulation
Isolation Test Voltage	- Input to Output, 60 s	1'600 VDC
Isolation Resistance	- Input to Output, 500 VDC	1'000 M $\Omega$ min.
Isolation Capacitance	- Input to Output, 100 kHz, 1 V	50 pF max.
Reliability	- Calculated MTBF	5'630'000 h (MIL-HDBK-217F, ground benign)
Washing Process		According to Cleaning Guideline
		<a href="http://www.tracopower.com/info/cleaning.pdf">www.tracopower.com/info/cleaning.pdf</a>
Environment	- Vibration	MIL-STD-810F
	- Thermal Shock	MIL-STD-810F
Housing Material		Non-conductive Plastic (UL 94 V-0 rated)
Base Material		Non-conductive Plastic (UL 94 V-0 rated)
Potting Material		Silicone (UL 94 V-0 rated)
Pin Material		Copper
Pin Foundation Plating		Nickel (2 - 3 $\mu$ m)
Pin Surface Plating		Tin (3 - 5 $\mu$ m), matte
Housing Type		Plastic Case
Mounting Type		PCB Mount
Connection Type		THD (Through-Hole Device)
Footprint Type		DIP8
Soldering Profile		Lead-Free Wave Soldering
		260°C / 10 s max.
Weight		2.7 g
Environmental Compliance	- REACH Declaration	<a href="http://www.tracopower.com/info/reach-declaration.pdf">www.tracopower.com/info/reach-declaration.pdf</a>
		REACH SVHC list compliant
		REACH Annex XVII compliant
	- RoHS Declaration	<a href="http://www.tracopower.com/info/rohs-declaration.pdf">www.tracopower.com/info/rohs-declaration.pdf</a>
		Exemptions: 7a, 7c-I
		(RoHS exemptions refer to the component concentration only, not to the overall concentration in the product (O5A rule).)
	- SCIP Reference Number	2552c69d-e1c1-408c-95ee-5f938293c358

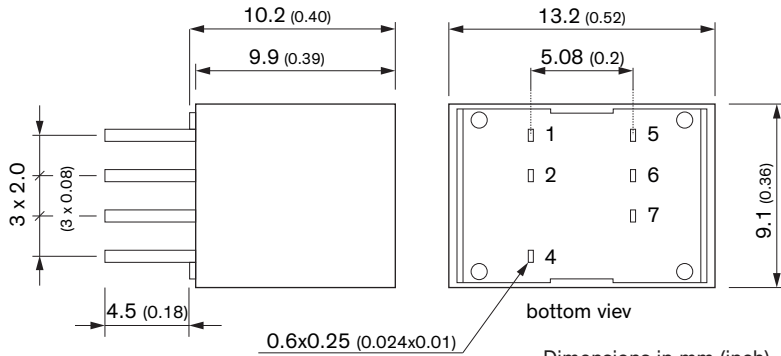
All specifications valid at nominal voltage, resistive full load and +25°C after warm-up time, unless otherwise stated.

### Supporting Documents

[Overview Link](#) (for additional Documents)

[www.tracopower.com/overview/tdn3wi](http://www.tracopower.com/overview/tdn3wi)

### Outline Dimensions



Dimensions in mm (inch)  
 Tolerances: x.x:  $\pm 0.5$  ( $\pm 0.02$ )  
 Pin pitch tolerances:  $\pm 0.25$  ( $\pm 0.01$ )  
 Pin diameter:  $\pm 0.1$  ( $\pm 0.004$ )



### Pinout

Pin	Single	Dual
1	+Vin (Vcc)	+Vin (Vcc)
2	-Vin (GND)	-Vin (GND)
4	Remote On/Off	Remote On/Off
5	NC	-Vout
6	-Vout	Common
7	+Vout	+Vout

NC: Not connected

## Looking for pricing, stock, or lifecycle information?

Click below to explore more details on WIN SOURCE:

-  [View TDN 3-4823WI on WIN SOURCE](#)
-  [Traco Power Information](#)

## Optimize Your Supply Chain with WIN SOURCE Solutions

-  Global Sourcing Solution
-  Obsolete Management
-  Cost Control Management
-  Shortage Management
-  Alternative Solution
-  Excess Inventory Management