



**THE DATASHEET OF  
TEN 30-2410**



- 2" x 1" x 0.4" metal package
- Wide 2:1 input range
- Very high efficiency up to 91%
- Operating temperature range -40°C to +80°C
- Over-temperature protection
- I/O isolation 1600 VDC
- Adjustable output voltage
- Remote On/Off
- 3-year product warranty



The TEN 30 series is the latest generation of high performance DC/DC converter modules setting a new standard concerning power density. This product with 30W comes in an encapsulated, shielded metal package with a footprint of only 2.0" x 1.0". All models have wide 2:1 input voltage range and precisely regulated, isolated output voltages. Advanced circuit topology provides high efficiency up to 91% which allows an industrial operating temperature range of -40°C to +80°C (with derating). Further features include remote On/Off, adjustable output, under-voltage lockout and over-temperature protection. Typical applications for these converters are mobile equipment, instrumentation, distributed power architectures in communication and industrial electronics and everywhere where space on the PCB is critical.

Models						
Order Code	Input Voltage Range	Output 1		Output 2		Efficiency typ.
		Vnom	I <sub>max</sub>	Vnom	I <sub>max</sub>	
TEN 30-1210	9 - 18 VDC (12 VDC nom.)	3.3 VDC	8'000 mA			85 %
TEN 30-1211		5.1 VDC	6'000 mA			87 %
TEN 30-1212		12 VDC	2'500 mA			89 %
TEN 30-1213		15 VDC	2'000 mA			89 %
TEN 30-1221		+5 VDC	3'000 mA	-5 VDC	3'000 mA	87 %
TEN 30-1222		+12 VDC	1'250 mA	-12 VDC	1'250 mA	87 %
TEN 30-1223		+15 VDC	1'000 mA	-15 VDC	1'000 mA	87 %
TEN 30-2410	18 - 36 VDC (24 VDC nom.)	3.3 VDC	8'000 mA			87 %
TEN 30-2411		5.1 VDC	6'000 mA			90 %
TEN 30-2412		12 VDC	2'500 mA			91 %
TEN 30-2413		15 VDC	2'000 mA			91 %
TEN 30-2421		+5 VDC	3'000 mA	-5 VDC	3'000 mA	90 %
TEN 30-2422		+12 VDC	1'250 mA	-12 VDC	1'250 mA	89 %
TEN 30-2423		+15 VDC	1'000 mA	-15 VDC	1'000 mA	90 %
TEN 30-4810	36 - 75 VDC (48 VDC nom.)	3.3 VDC	8'000 mA			87 %
TEN 30-4811		5.1 VDC	6'000 mA			89 %
TEN 30-4812		12 VDC	2'500 mA			91 %
TEN 30-4813		15 VDC	2'000 mA			91 %
TEN 30-4821		+5 VDC	3'000 mA	-5 VDC	3'000 mA	90 %
TEN 30-4822		+12 VDC	1'250 mA	-12 VDC	1'250 mA	88 %
TEN 30-4823		+15 VDC	1'000 mA	-15 VDC	1'000 mA	89 %

Options	
<b>TEN-HS1</b>	- Optional Heat Sink with Height = 0.22 inch: <a href="http://www.tracopower.com/products/ten-hs1.pdf">www.tracopower.com/products/ten-hs1.pdf</a>
<b>on demand</b> (backorder with MOQ non stocking item)	<ul style="list-style-type: none"> <li>- Optional model with 1.5 VDC / 8'500 mA Output and 9 - 18 VDC Input</li> <li>- Optional model with 2.5 VDC / 8'000 mA Output and 9 - 18 VDC Input</li> <li>- Optional model with 1.5 VDC / 8'500 mA Output and 18 - 36 VDC Input</li> <li>- Optional model with 2.5 VDC / 8'000 mA Output and 18 - 36 VDC Input</li> <li>- Optional model with 1.5 VDC / 8'500 mA Output and 36 - 75 VDC Input</li> <li>- Optional model with 2.5 VDC / 8'000 mA Output and 36 - 75 VDC Input</li> </ul>

### Input Specifications

Input Current	- At no load	12 Vin models: <b>70 mA typ.</b> (1.5 Vout model) <b>100 mA typ.</b> (2.5 Vout model) <b>105 mA typ.</b> (3.3 Vout model) <b>130 mA typ.</b> (5.1 Vout model) <b>90 mA typ.</b> (12 Vout model) <b>80 mA typ.</b> (15 Vout model) <b>120 mA typ.</b> (5 / -5 Vout model) <b>50 mA typ.</b> (12 / -12 Vout model) <b>40 mA typ.</b> (15 / -15 Vout model) 24 Vin models: <b>50 mA typ.</b> (1.5 Vout model) <b>50 mA typ.</b> (2.5 Vout model) <b>50 mA typ.</b> (3.3 Vout model) <b>75 mA typ.</b> (5.1 Vout model) <b>40 mA typ.</b> (12 Vout model) <b>35 mA typ.</b> (15 Vout model) <b>70 mA typ.</b> (5 / -5 Vout model) <b>30 mA typ.</b> (12 / -12 Vout model) <b>30 mA typ.</b> (15 / -15 Vout model) 48 Vin models: <b>45 mA typ.</b> (1.5 Vout model) <b>45 mA typ.</b> (2.5 Vout model) <b>30 mA typ.</b> (3.3 Vout model) <b>45 mA typ.</b> (5.1 Vout model) <b>45 mA typ.</b> (12 Vout model) <b>50 mA typ.</b> (15 Vout model) <b>35 mA typ.</b> (5 / -5 Vout model) <b>30 mA typ.</b> (12 / -12 Vout model) <b>20 mA typ.</b> (15 / -15 Vout model)
	- At full load	12 Vin models: <b>3'000 mA typ.</b> 24 Vin models: <b>1'500 mA typ.</b> 48 Vin models: <b>750 mA typ.</b>
Surge Voltage		12 Vin models: <b>25 VDC max.</b> (100 ms max.) 24 Vin models: <b>50 VDC max.</b> (100 ms max.) 48 Vin models: <b>100 VDC max.</b> (100 ms max.)
Under Voltage Lockout		12 Vin models: <b>7 VDC min. / 8 VDC typ. / 8.8 VDC max.</b> 24 Vin models: <b>15 VDC min. / 16 VDC typ. / 17.5 VDC max.</b> 48 Vin models: <b>31.5 VDC min. / 33 VDC typ. / 34.5 VDC max.</b>
Reflected Ripple Current		<b>20 mA typ.</b>
Recommended Input Fuse		12 Vin models: <b>6'300 mA</b> (slow blow) 24 Vin models: <b>3'150 mA</b> (slow blow) 48 Vin models: <b>1'600 mA</b> (slow blow) (The need of an external fuse has to be assessed in the final application.)
Input Filter		<b>Internal Pi-Type</b>

All specifications valid at nominal voltage, resistive full load and +25°C after warm-up time, unless otherwise stated.

## Output Specifications

Output Voltage Adjustment		$\pm 10\%$ (single output models only) (By external trim resistor)
	See application note:	<a href="http://www.tracopower.com/overview/ten30">www.tracopower.com/overview/ten30</a> Output power must not exceed rated power!
Voltage Set Accuracy		$\pm 1\%$ max.
Regulation	- Input Variation (Vmin - Vmax)	single output models: <b>0.2% max.</b> dual output models: <b>0.2% max.</b>
	- Load Variation (0 - 100%)	single output models: <b>0.5% max.</b> dual output models: <b>1% max. (Output 1)</b> <b>1% max. (Output 2)</b>
	- Cross Regulation (25% / 100% asym. load)	dual output models: <b>5% max.</b>
Ripple and Noise (20 MHz Bandwidth)	- single output	1.5 Vout models: <b>100 mVp-p typ.</b> (w/ 1 $\mu$ F, 50 V MLCC) 2.5 Vout models: <b>100 mVp-p typ.</b> (w/ 1 $\mu$ F, 50 V MLCC) 3.3 Vout models: <b>100 mVp-p typ.</b> (w/ 1 $\mu$ F, 50 V MLCC) 5.1 Vout models: <b>100 mVp-p typ.</b> (w/ 1 $\mu$ F, 50 V MLCC) 12 Vout models: <b>150 mVp-p typ.</b> (w/ 1 $\mu$ F, 50 V MLCC) 15 Vout models: <b>150 mVp-p typ.</b> (w/ 1 $\mu$ F, 50 V MLCC)
	- dual output	5 / -5 Vout models: <b>100 / 100 mVp-p typ.</b> (w/ 1 $\mu$ F, 50 V MLCC) 12 / -12 Vout models: <b>150 / 150 mVp-p typ.</b> (w/ 1 $\mu$ F, 50 V MLCC) 15 / -15 Vout models: <b>150 / 150 mVp-p typ.</b> (w/ 1 $\mu$ F, 50 V MLCC)
Capacitive Load	- single output	1.5 Vout models: <b>20'000 <math>\mu</math>F max.</b> 2.5 Vout models: <b>20'000 <math>\mu</math>F max.</b> 3.3 Vout models: <b>20'000 <math>\mu</math>F max.</b> 5.1 Vout models: <b>14'400 <math>\mu</math>F max.</b> 12 Vout models: <b>3'000 <math>\mu</math>F max.</b> 15 Vout models: <b>2'000 <math>\mu</math>F max.</b>
	- dual output	5 / -5 Vout models: <b>3'000 / 3'000 <math>\mu</math>F max.</b> 12 / -12 Vout models: <b>2'000 / 2'000 <math>\mu</math>F max.</b> 15 / -15 Vout models: <b>1'300 / 1'300 <math>\mu</math>F max.</b>
Minimum Load		Not required
Temperature Coefficient		$\pm 0.02$ %/K max.
Start-up Time		30 ms typ.
Short Circuit Protection		Continuous, Automatic recovery
Overload Protection		Indefinite Mode
Output Current Limitation		150% typ. of Iout max.
Overvoltage Protection		125% typ. of Vout nom. (depending on model) <b>2 VDC typ.</b> (1.5 Vout models) <b>3.3 VDC typ.</b> (2.5 Vout models) <b>3.9 VDC typ.</b> (3.3 Vout models) <b>6.2 VDC typ.</b> ( $\pm 5$ & 5.1 Vout models) <b>15 VDC typ.</b> ( $\pm 12$ Vout models) <b>18 VDC typ.</b> ( $\pm 15$ Vout models)
Transient Response	- Peak Variation	<b>450 mV max.</b> (25% Load Step)
	- Response Time	<b>250 <math>\mu</math>s typ.</b> (25% Load Step)

## Safety Specifications

Standards	- IT / Multimedia Equipment	EN 60950-1 EN 62368-1 IEC 60950-1 IEC 62368-1 UL 60950-1 UL 62368-1
	- Certification Documents	<a href="http://www.tracopower.com/overview/ten30">www.tracopower.com/overview/ten30</a>

All specifications valid at nominal voltage, resistive full load and +25°C after warm-up time, unless otherwise stated.

Pollution Degree	PD 2
Over Voltage Category	OVC I

### EMC Specifications

EMI Emissions	- Conducted Emissions	EN 55032 class A (with external filter) EN 55032 class B (with external filter)
	- Radiated Emissions	EN 55032 class A (with external filter) EN 55032 class B (with external filter)
		External filter proposal: <a href="http://www.tracopower.com/overview/ten30">www.tracopower.com/overview/ten30</a>
EMS Immunity	- Electrostatic Discharge	Air: EN 61000-4-2, $\pm 8$ kV, perf. criteria A Contact: EN 61000-4-2, $\pm 6$ kV, perf. criteria A
	- RF Electromagnetic Field	EN 61000-4-3, 10 V/m, perf. criteria A
	- EFT (Burst) / Surge	EN 61000-4-4, $\pm 2$ kV, perf. criteria A EN 61000-4-5, $\pm 1$ kV, perf. criteria A
	- Conducted RF Disturbances	Ext. input component: 12 Vin & 24 Vin models (KY 330 $\mu$ F / 50 V) 48 Vin models (KY 220 $\mu$ F / 100V) EN 61000-4-6, 10 Vrms, perf. criteria A
	- PF Magnetic Field	Continuous: EN 61000-4-8, 100 A/m, perf. criteria A 1 s: EN 61000-4-8, 1000 A/m, perf. criteria A

### General Specifications

Relative Humidity		95% max. (non condensing)
Temperature Ranges	- Operating Temperature	-40°C to +80°C
	- Case Temperature	+105°C max.
	- Storage Temperature	-55°C to +125°C
Power Derating	- High Temperature	Depending on model
		See application note: <a href="http://www.tracopower.com/overview/ten30">www.tracopower.com/overview/ten30</a>
Over Temperature Protection Switch Off	- Protection Mode - Measurement Point	115°C typ. (Automatic recovery at 105°C typ.) Case
Cooling System		Natural convection (20 LFM)
Remote Control	- Voltage Controlled Remote (passive = on)	On: 3.0 to 12 VDC or open circuit Off: 0 to 1.2 VDC or short circuit Refers to 'Remote' and '-Vin' Pin
	- Off Idle Input Current	3 mA typ.
	- Remote Pin Input Current	-0.5 to 0.5 mA
Altitude During Operation		5'000 m max.
Regulator Topology		Flyback Converter
Switching Frequency		387 - 473 kHz (PWM) 430 kHz typ. (PWM)
Insulation System		Functional Insulation
Isolation Test Voltage	- Input to Output, 60 s	1'600 VDC
	- Input to Case, 60 s	1'600 VDC
	- Output to Case, 60 s	1'600 VDC
Isolation Resistance	- Input to Output, 500 VDC	1'000 M $\Omega$ min.
Isolation Capacitance	- Input to Output, 100 kHz, 1 V	1'500 pF max.
Reliability	- Calculated MTBF	1'450'000 h (MIL-HDBK-217F, ground benign)
Washing Process		According to Cleaning Guideline <a href="http://www.tracopower.com/info/cleaning.pdf">www.tracopower.com/info/cleaning.pdf</a>
Environment	- Vibration	MIL-STD-810F 7.7 g, 3 axis, random waveform, 60 min
	- Mechanical Shock	MIL-STD-810F 40 g, 3 axis, terminal peak sawtooth, 11 ms
	- Thermal Shock	MIL-STD-810F -55°C to +125°C, 72 cycles, 30 min each
Housing Material		Copper, Nickel plated
Base Material		Non-conductive FR4 (UL 94 V-0 rated)

All specifications valid at nominal voltage, resistive full load and +25°C after warm-up time, unless otherwise stated.

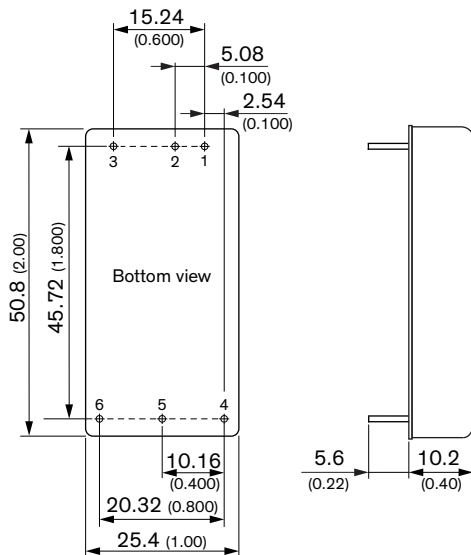
Potting Material	Epoxy (UL 94 V-0 rated)
Pin Material	Copper
Pin Foundation Plating	Nickel (2 - 3 $\mu\text{m}$ )
Pin Surface Plating	Tin (3 - 5 $\mu\text{m}$ ), matte
Housing Type	Metal Case
Mounting Type	PCB Mount
Connection Type	THD (Through-Hole Device)
Footprint Type	2" x 1"
Soldering Profile	Lead-Free Wave Soldering 265°C / 10 s max.
Weight	30.5 g
Thermal Impedance	- Case to Ambient 12 K/W typ. 10 K/W typ. (with Heat Sink)
Environmental Compliance	- REACH Declaration <a href="http://www.tracopower.com/info/reach-declaration.pdf">www.tracopower.com/info/reach-declaration.pdf</a> REACH SVHC list compliant REACH Annex XVII compliant - RoHS Declaration <a href="http://www.tracopower.com/info/rohs-declaration.pdf">www.tracopower.com/info/rohs-declaration.pdf</a> Exemptions: 7a, 7c-I (RoHS exemptions refer to the component concentration only, not to the overall concentration in the product (O5A rule.)) - SCIP Reference Number 8337096d-4657-4963-9344-853fadd7ae91

### Supporting Documents

Overview Link (for additional Documents)

[www.tracopower.com/overview/ten30](http://www.tracopower.com/overview/ten30)

### Outline Dimensions





Dimensions in mm (inch)  
Pin diameter: 1.0  $\pm$  0.1 (0.04  $\pm$  0.004)  
Tolerances: x.x  $\pm$  0.5 (x.xx  $\pm$  0.02)  
x.xx  $\pm$  0.25 (x.xxx  $\pm$  0.01)

Pinout		
Pin	Single	Dual
1	+Vin (Vcc)	
2	-Vin (GND)	
3	Remote On/Off	
4	+Vout	
5	-Vout	Common
6	Trim	-Vout

## Looking for pricing, stock, or lifecycle information?

Click below to explore more details on WIN SOURCE:

-  [View TEN 30-2410 on WIN SOURCE](#)
-  [Traco Power Information](#)

## Optimize Your Supply Chain with WIN SOURCE Solutions

-  Global Sourcing Solution
-  Obsolete Management
-  Cost Control Management
-  Shortage Management
-  Alternative Solution
-  Excess Inventory Management