




THE DATASHEET OF TEN 3-2410



Features

- ◆ Wide 2 : 1 input range
- ◆ High efficiency up to 84%
- ◆ Full SMD-design
- ◆ Short circuit protection
- ◆ Extended operating temperature range -40°C to 85°C
- ◆ I/O isolation 1'500 VDC
- ◆ Input filter to meet EN 55022, Class A and FCC, level A without external components
- ◆ 24-pin DIP with industry standard pinout
- ◆ High reliability, MTBF >1.1 Mio. h
- ◆ 3-year product warranty



The TEN 3 series of DC/DC converters, comprising 28 models, has been designed for a wide range of applications in industrial and communication systems. High efficiency allows an operating temperature range of -40°C to $+85^{\circ}\text{C}$. Other features of these converters are internal filtering according to EN 55022-A and FCC, level A. Full SMD-design guarantees a high reliability of this product.

Models

Ordercode	Input voltage range	Output voltage	Output current max.	Efficiency typ.
TEN 3-0510	4.5 – 9.0 VDC (nominal 5 VDC)	3.3 VDC	600 mA	70 %
TEN 3-0511		5 VDC	500 mA	73 %
TEN 3-0512		12 VDC	250 mA	77 %
TEN 3-0513		15 VDC	200 mA	77 %
TEN 3-0521		± 5 VDC	± 250 mA	72 %
TEN 3-0522		± 12 VDC	± 125 mA	75 %
TEN 3-0523		± 15 VDC	± 100 mA	75 %
TEN 3-1210	9 – 18 VDC (nominal 12 VDC)	3.3 VDC	600 mA	74 %
TEN 3-1211		5 VDC	500 mA	78 %
TEN 3-1212		12 VDC	250 mA	82 %
TEN 3-1213		15 VDC	200 mA	82 %
TEN 3-1221		± 5 VDC	± 250 mA	77 %
TEN 3-1222		± 12 VDC	± 125 mA	80 %
TEN 3-1223		± 15 VDC	± 100 mA	80 %
TEN 3-2410	18 – 36 VDC (nominal 24 VDC)	3.3 VDC	600 mA	76 %
TEN 3-2411		5 VDC	500 mA	79 %
TEN 3-2412		12 VDC	250 mA	84 %
TEN 3-2413		15 VDC	200 mA	84 %
TEN 3-2421		± 5 VDC	± 250 mA	79 %
TEN 3-2422		± 12 VDC	± 125 mA	82 %
TEN 3-2423		± 15 VDC	± 100 mA	82 %
TEN 3-4810	36 – 75 VDC (nominal 48 VDC)	3.3 VDC	600 mA	76 %
TEN 3-4811		5 VDC	500 mA	79 %
TEN 3-4812		12 VDC	250 mA	84 %
TEN 3-4813		15 VDC	200 mA	84 %
TEN 3-4821		± 5 VDC	± 250 mA	80 %
TEN 3-4822		± 12 VDC	± 125 mA	84 %
TEN 3-4823		± 15 VDC	± 100 mA	84 %

Input Specifications

Input current no load / full load	5 Vin models	40 mA / 800 mA typ.
	12 Vin models	20 mA / 300 mA typ.
	24 Vin models	5 mA / 150 mA typ.
	48 Vin models	3 mA / 75 mA typ.
Start-up voltage / under voltage shut down	5 Vin models	4 VDC / 3.5 VDC typ.
	12 Vin models	7 VDC / 6.5 VDC typ.
	24 Vin models	12 VDC / 11 VDC typ.
	48 Vin models	24 VDC / 22 VDC typ.
Surge voltage (1 sec. max.)	5 Vin models	11 V max.
	12 Vin models	25 V max.
	24 Vin models	50 V max.
	48 Vin models	100 V max.
Conducted noise (input)	(5 V input models excluded)	EN 55022 level A, FCC part 15, level A

Output Specifications

Voltage set accuracy		±1 %
Regulation	– Input variation Vin min. to Vin max.	0.5 % max.
	– Load variation 10 – 100 %	
	single output models	0.5 % max.
	dual output models balanced load	1.0 % max.
	dual output models unbalanced load	2.0 % max.
Ripple and noise (20 MHz Bandwidth)		60 mVpk-pk max
Transiente response (25% load step change)	– Recovery time	500 µs max.
	– Deviation	5 % max.
Temperature coefficient		±0.02 %/K
Current limitation		>110 % of Iout max., constant current
Short circuit protection		indefinite, automatic recovery
Capacitive load	single output models	4000 µF max.
	dual output models	1000 µF max. (each output)

General Specifications

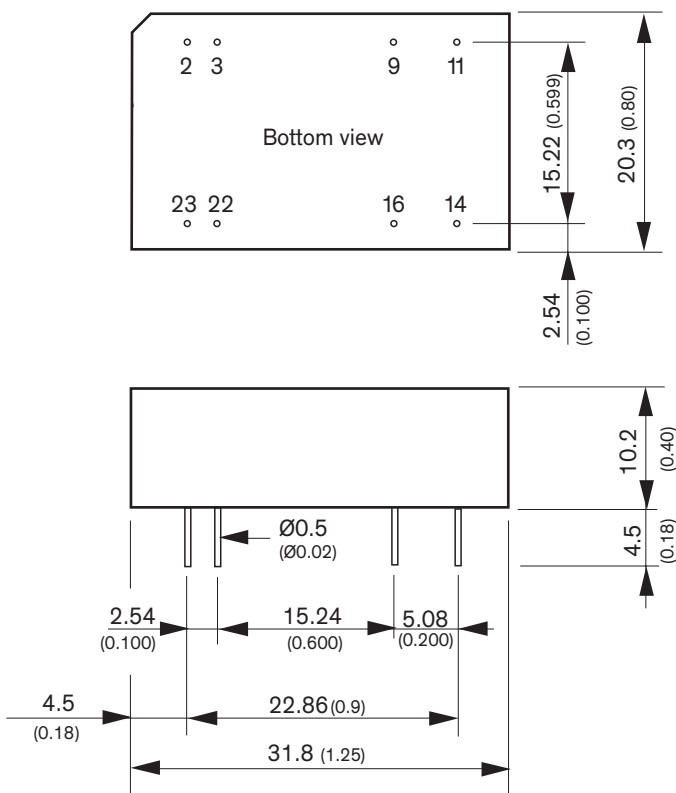
Temperature ranges	– Operating	–40°C to +85°C
	– Case temperature	+100°C max.
	– Storage	–55°C to +125°C
Derating		3 %/K above 70°C
Humidity (non condensing)		95 % rel H max.
Reliability, calculated MTBF (MIL-HDBK-217 F, at +25°C, ground benign)		>1.1 Mio. h
Isolation voltage (60 sec.)	– Input/Output	1'500 VDC
Isolation capacitance	– Input/Output	65 pF typ
Isolation resistance	– Input/Output (500 VDC)	>1'000 M Ohm
Switching frequency		300 kHz typ. (Pulse frequency modulation PFM)
Safety standards		cUL/UL 60950-1, IEC/EN 60950-1
Environmental compliance	– Reach	www.tracopower.com/info/reach-declaration.pdf
	– RoHS	directive 2011/65/EU

All specifications valid at nominal input voltage, full load and +25°C after warm-up time unless otherwise stated.

Physical Specifications

Casing material	non conductive FR4
Potting material	epoxy (UL 94V-0 rated)
Weight	12.4 g (0.44 oz)
Soldering temperature	max. 265°C / 10 sec.

Outline Dimensions



Pin-Out		
Pin	Single	Dual
2	-Vin (GND)	-Vin (GND)
3	-Vin (GND)	-Vin (GND)
9	No pin	Common
11	NC	-Vout
14	+Vout	+Vout
16	-Vout	Common
22	+Vin (Vcc)	+Vin (Vcc)
23	+Vin (Vcc)	+Vin (Vcc)

NC = Not connected

Dimensions in [mm], () = Inch

Tolerances: x.x ±0.25 (x.xx ±0.01)



x.xx ±0.13 (x.xxx ±0.005)

Pin diameter tolerances: x.x ±0.05 (x.xx ±0.002)

Specifications can be changed without notice! Make sure you are using the latest documentation, downloadable at www.tracopower.com

Looking for pricing, stock, or lifecycle information?

Click below to explore more details on WIN SOURCE:

-  [View TEN 3-2410 on WIN SOURCE](#)
-  [Traco Power Information](#)

Optimize Your Supply Chain with WIN SOURCE Solutions

-  Global Sourcing Solution
-  Obsolete Management
-  Cost Control Management
-  Shortage Management
-  Alternative Solution
-  Excess Inventory Management