



**THE DATASHEET OF  
THN 15-4822N**



- 15 Watt converter in a compact 1.0" x 1.0" metal package
- Wide 2:1 input voltage: 9-18, 18-36, 36-75 VDC
- Internal EN 55032 class A filter
- Operating temperature range -40 to +70 °C without derating
- Low no-load power consumption 96-336 mW
- High efficiency up to 91%
- I/O-isolation voltage 1600 VDC
- Protection against overload, overvoltage and short circuit
- Remote On/Off and Trim function
- 3-year product warranty



The THN 15N series is the latest generation of high performance 15 W DC/DC converters and comes in an encapsulated, shielded 1.0" x 1.0" x 0.4" metal package. The new and improved design allows to fully integrate an EN 55032 class A filter and greatly reduces the no-load power consumption (96-336 mW). Advanced circuit design and a high efficiency of up to 91% enable the THN 15N to operate in a temperature range of -40°C to +70°C without derating. All models have a wide 2:1 input voltage range and precisely regulated, isolated output voltages. Further features include remote On/Off and trimmable outputs. Together with the latest IT safety certifications (UL 62368-1) typical applications for these converters are mobile equipment, instrumentation, distributed power architectures in communication and industrial electronics and everywhere where space on PCB is critical.

Models						
Order Code	Input Voltage Range	Output 1		Output 2		Efficiency typ.
		Vnom	I <sub>max</sub>	Vnom	I <sub>max</sub>	
THN 15-1210N	9 - 18 VDC (12 VDC nom.)	3.3 VDC	4'500 mA			88 %
THN 15-1211N		5 VDC	3'000 mA			90 %
THN 15-1212N		12 VDC	1'300 mA			89 %
THN 15-1213N		15 VDC	1'000 mA			90 %
THN 15-1215N		24 VDC	625 mA			91 %
THN 15-1221N		+5 VDC	1'500 mA	-5 VDC	1'500 mA	86 %
THN 15-1222N		+12 VDC	625 mA	-12 VDC	625 mA	90 %
THN 15-1223N		+15 VDC	500 mA	-15 VDC	500 mA	90 %
THN 15-1225N		+24 VDC	315 mA	-24 VDC	315 mA	90 %
THN 15-2410N	18 - 36 VDC (24 VDC nom.)	3.3 VDC	4'500 mA			88 %
THN 15-2411N		5 VDC	3'000 mA			90 %
THN 15-2412N		12 VDC	1'300 mA			89 %
THN 15-2413N		15 VDC	1'000 mA			90 %
THN 15-2415N		24 VDC	625 mA			91 %
THN 15-2421N		+5 VDC	1'500 mA	-5 VDC	1'500 mA	86 %
THN 15-2422N		+12 VDC	625 mA	-12 VDC	625 mA	90 %
THN 15-2423N		+15 VDC	500 mA	-15 VDC	500 mA	90 %
THN 15-2425N		+24 VDC	315 mA	-24 VDC	315 mA	90 %
THN 15-4810N	36 - 75 VDC (48 VDC nom.)	3.3 VDC	4'500 mA			87 %
THN 15-4811N		5 VDC	3'000 mA			89 %
THN 15-4812N		12 VDC	1'300 mA			89 %
THN 15-4813N		15 VDC	1'000 mA			89 %
THN 15-4815N		24 VDC	625 mA			90 %
THN 15-4821N		+5 VDC	1'500 mA	-5 VDC	1'500 mA	85 %
THN 15-4822N		+12 VDC	625 mA	-12 VDC	625 mA	89 %
THN 15-4823N		+15 VDC	500 mA	-15 VDC	500 mA	89 %
THN 15-4825N		+24 VDC	315 mA	-24 VDC	315 mA	89 %

Options	
<b>THN-HS1</b>	- Optional Heat Sink: <a href="http://www.tracopower.com/products/thn-hs1.pdf">www.tracopower.com/products/thn-hs1.pdf</a>
<b>THN-HS2</b>	- Optional Heat Sink: <a href="http://www.tracopower.com/products/thn-hs2.pdf">www.tracopower.com/products/thn-hs2.pdf</a>
<b>on demand</b> (backorder with MOQ non stocking item)	- Optional Heat Sink: <a href="http://www.tracopower.com/products/thn-hs3.pdf">www.tracopower.com/products/thn-hs3.pdf</a>
	- Optional Heat Sink: <a href="http://www.tracopower.com/products/thn-hs4.pdf">www.tracopower.com/products/thn-hs4.pdf</a>

### Input Specifications

Input Current	- At no load	12 Vin models: <b>10 mA typ.</b> 24 Vin models: <b>8 mA typ.</b> 48 Vin models: <b>7 mA typ.</b>
Surge Voltage		12 Vin models: <b>25 VDC max.</b> (1 s max.) 24 Vin models: <b>50 VDC max.</b> (1 s max.) 48 Vin models: <b>100 VDC max.</b> (1 s max.)
Under Voltage Lockout		12 Vin models: <b>7.5 VDC min. / 8 VDC typ. / 8.8 VDC max.</b> 24 Vin models: <b>15.5 VDC min. / 16 VDC typ. / 17.5 VDC max.</b> 48 Vin models: <b>32.5 VDC min. / 33 VDC typ. / 35.5 VDC max.</b>
Recommended Input Fuse		12 Vin models: <b>3'150 mA</b> (slow blow) 24 Vin models: <b>1'600 mA</b> (slow blow) 48 Vin models: <b>800 mA</b> (slow blow) (The need of an external fuse has to be assessed in the final application.)
Input Filter		<b>Internal Pi-Type</b>

### Output Specifications

Output Voltage Adjustment		-10% to +20% (15 & 24 Vout models) <b>±10%</b> (other models) (single output models only) (By external trim resistor) See application note: <a href="http://www.tracopower.com/overview/thn15n">www.tracopower.com/overview/thn15n</a> Output power must not exceed rated power!
Voltage Set Accuracy		<b>±1% max.</b>
Regulation	- Input Variation (Vmin - Vmax)	single output models: <b>0.2% max.</b> dual output models: <b>0.5% max.</b>
	- Load Variation (0 - 100%)	single output models: <b>0.2% max.</b> dual output models: <b>1% max.</b> (Output 1) <b>1% max.</b> (Output 2)
	- Cross Regulation (25% / 100% asym. load)	dual output models: <b>5% max.</b>
Ripple and Noise (20 MHz Bandwidth)	- single output	3.3 Vout models: <b>75 mVp-p typ.</b> (w/ 10 µF, 6.3 V X7R) 5 Vout models: <b>75 mVp-p typ.</b> (w/ 10 µF, 6.3 V X7R) 12 Vout models: <b>100 mVp-p typ.</b> (w/ 1 µF, 25 V X7R) 15 Vout models: <b>100 mVp-p typ.</b> (w/ 1 µF, 25 V X7R) 24 Vout models: <b>125 mVp-p typ.</b> (w/ 2.2 µF, 50 V X7R)
	- dual output	5 / -5 Vout models: <b>75 / 75 mVp-p typ.</b> (w/ 10 µF, 6.3 V X7R) 12 / -12 Vout models: <b>100 / 100 mVp-p typ.</b> (w/ 1 µF, 25 V X7R) 15 / -15 Vout models: <b>100 / 100 mVp-p typ.</b> (w/ 1 µF, 25 V X7R) 24 / -24 Vout models: <b>125 / 125 mVp-p typ.</b> (w/ 2.2 µF, 50 V X7R)

All specifications valid at nominal voltage, resistive full load and +25°C after warm-up time, unless otherwise stated.

Capacitive Load	- single output	3.3 Vout models: 5'200 µF max. 5 Vout models: 3'600 µF max. 12 Vout models: 600 µF max. 15 Vout models: 500 µF max. 24 Vout models: 200 µF max.
	- dual output	5 / -5 Vout models: 1'500 / 1'500 µF max. 12 / -12 Vout models: 360 / 360 µF max. 15 / -15 Vout models: 250 / 250 µF max. 24 / -24 Vout models: 100 / 100 µF max.
Minimum Load		Not required
Temperature Coefficient		±0.02 %/K max.
Start-up Time		30 ms typ. / 40 ms max.
Short Circuit Protection		Continuous, Automatic recovery
Output Current Limitation		120 - 190% of Iout max. 150% typ. of Iout max.
Oversvoltage Protection		112 - 164% of Vout nom.
Transient Response	- Response Time	250 µs typ. (25% Load Step)

### Safety Specifications

Standards	- IT / Multimedia Equipment	EN 62368-1 IEC 62368-1 UL 62368-1
	- Certification Documents	<a href="http://www.tracopower.com/overview/thn15n">www.tracopower.com/overview/thn15n</a>
Pollution Degree		PD 2

### EMC Specifications

EMI Emissions	- Conducted Emissions	EN 55011 class A (internal filter) EN 55011 class B (with external filter) EN 55032 class A (internal filter) EN 55032 class B (with external filter)
	- Radiated Emissions	EN 55011 class A (internal filter) EN 55011 class B (with external filter) EN 55032 class A (internal filter) EN 55032 class B (with external filter)
	External filter proposal:	<a href="http://www.tracopower.com/overview/thn15n">www.tracopower.com/overview/thn15n</a>
EMS Immunity	- Electrostatic Discharge	EN 55024 (IT Equipment) EN 55035 (Multimedia) Air: EN 61000-4-2, ±8 kV, perf. criteria A Contact: EN 61000-4-2, ±6 kV, perf. criteria A
	- RF Electromagnetic Field - EFT (Burst) / Surge	EN 61000-4-3, 10 V/m, perf. criteria A EN 61000-4-4, ±2 kV, perf. criteria A EN 61000-4-5, ±1 kV, perf. criteria A
	Ext. input component:	12 Vin models: 470 µF, 50 V    TVS SMDJ58A 24 Vin models: 470 µF, 50 V    TVS SMDJ70A 48 Vin models: 470 µF, 100 V    TVS SMDJ100A
	- Conducted RF Disturbances - PF Magnetic Field	Continuous: EN 61000-4-6, 10 Vrms, perf. criteria A 1 s: EN 61000-4-8, 100 A/m, perf. criteria A

### General Specifications

Relative Humidity		95% max. (non condensing)
Temperature Ranges	- Operating Temperature	-40°C to +88°C
	- Case Temperature	+105°C max.
	- Storage Temperature	-55°C to +125°C
Power Derating	- High Temperature	Depending on model
	See application note:	<a href="http://www.tracopower.com/overview/thn15n">www.tracopower.com/overview/thn15n</a>

All specifications valid at nominal voltage, resistive full load and +25°C after warm-up time, unless otherwise stated.

Cooling System		Natural convection (20 LFM)
Remote Control	- Voltage Controlled Remote (passive = on)  - Off Idle Input Current - Remote Pin Input Current	On: 3.0 to 15 VDC or open circuit Off: 0 to 1.2 VDC or short circuit Refers to 'Remote' and '-Vin' Pin 1.5 mA typ. -0.5 to 1.0 mA
Altitude During Operation		5'000 m max.
Regulator Topology		Flyback Converter
Switching Frequency		245 kHz typ. (PWM) ( $\pm 10\%$ , 3.3 & 5 Vout model) 300 kHz typ. (PWM) ( $\pm 10\%$ , other models)
Insulation System		Functional Insulation
Isolation Test Voltage	- Input to Output, 60 s - Input to Case, 60 s - Output to Case, 60 s	1'600 VDC 1'000 VDC 1'000 VDC
Isolation Resistance	- Input to Output, 500 VDC	1'000 M $\Omega$ min.
Isolation Capacitance	- Input to Output, 100 kHz, 1 V	2'000 pF max.
Reliability	- Calculated MTBF	1'670'000 h (MIL-HDBK-217F, ground benign)
Washing Process		According to Cleaning Guideline <a href="http://www.tracopower.com/info/cleaning.pdf">www.tracopower.com/info/cleaning.pdf</a>
Environment	- Vibration - Mechanical Shock - Thermal Shock	MIL-STD-810F MIL-STD-810F MIL-STD-810F
Housing Material		Copper
Base Material		Non-conductive FR4 (UL 94 V-0 rated)
Potting Material		Silicone (UL 94 V-0 rated)
Pin Material		Copper
Pin Foundation Plating		Nickel (2 - 3 $\mu$ m)
Pin Surface Plating		Tin (3 - 5 $\mu$ m), matte
Housing Type		Metal Case
Mounting Type		PCB Mount
Connection Type		THD (Through-Hole Device)
Footprint Type		1" x 1"
Soldering Profile		Lead-Free Wave Soldering 260°C / 6 s max.
Weight		16.5 g
Thermal Impedance	- Case to Ambient	17 K/W typ. (without heatsink) 15.3 K/W typ. (with heatsink THN-HS1) 12.9 K/W typ. (with heatsink THN-HS2) 10.9 K/W typ. (with heatsink THN-HS3) 9.3 K/W typ. (with heatsink THN-HS4)
Environmental Compliance	- REACH Declaration  - RoHS Declaration  - SCIP Reference Number	<a href="http://www.tracopower.com/info/reach-declaration.pdf">www.tracopower.com/info/reach-declaration.pdf</a> REACH SVHC list compliant REACH Annex XVII compliant <a href="http://www.tracopower.com/info/rohs-declaration.pdf">www.tracopower.com/info/rohs-declaration.pdf</a> Exemptions: 7a, 7c-I (RoHS exemptions refer to the component concentration only, not to the overall concentration in the product (O5A rule).) 187f3fa6-6464-4f99-8090-1b7af24fa720

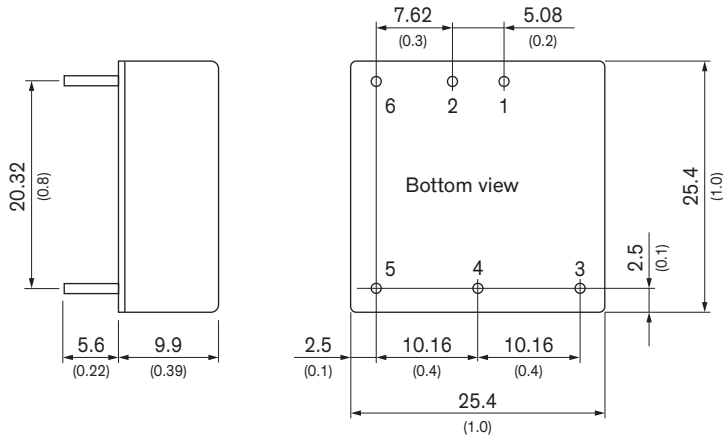
## Supporting Documents

Overview Link (for additional Documents)

[www.tracopower.com/overview/thn15n](http://www.tracopower.com/overview/thn15n)

All specifications valid at nominal voltage, resistive full load and +25°C after warm-up time, unless otherwise stated.

**Outline Dimensions**





Dimensions in mm (inch)  
 Tolerances:  $\pm 0.5$  ( $\pm 0.02$ )  
 Pin pitch tolerances  $\pm 0.25$  ( $\pm 0.01$ )  
 Pin diameter  $\varnothing 1.0$  ( $0.04$ )

Pinout		
Pin	Single	Dual
1	+Vin (Vcc)	+Vin (Vcc)
2	-Vin (GND)	-Vin (GND)
3	+Vout	+Vout
4	Trim	Common
5	-Vout	-Vout
6	Remote On/Off	Remote On/Off

## Looking for pricing, stock, or lifecycle information?

Click below to explore more details on WIN SOURCE:

-  [View THN 15-4822N on WIN SOURCE](#)
-  [Traco Power Information](#)

## Optimize Your Supply Chain with WIN SOURCE Solutions

-  Global Sourcing Solution
-  Obsolete Management
-  Cost Control Management
-  Shortage Management
-  Alternative Solution
-  Excess Inventory Management