



**THE DATASHEET OF  
TMR 1-4823SM**



- Wide 2:1 input voltage range
- Compact SMD package
- Fully regulated outputs
- Cost optimised design
- No minimum load required
- Continuous short circuit protection
- Temperature range  $-40^{\circ}\text{C}$  to  $+85^{\circ}\text{C}$
- I/O isolation 1500 VDC
- Remote On/Off control
- 3-year product warranty



UL 62368-1 IEC 62368-1

The TMR 1SM series is a family of isolated 1 W DC/DC converter modules with regulated output, featuring wide 2:1 input voltage ranges. These products come in a compact SMD package with small footprint.

An excellent efficiency allows  $-40^{\circ}\text{C}$  to  $+85^{\circ}\text{C}$  operation temperature. Further features include remote On/Off control and continuous short circuit protection. The compact dimensions and cost optimised design make this converters an ideal solution for applications in communication equipment, instrumentation and industrial electronics.

Models						
Order Code	Input Voltage Range	Output 1		Output 2		Efficiency typ.
		Vnom	I <sub>max</sub>	Vnom	I <sub>max</sub>	
TMR 1-0511SM	4.5 - 9 VDC (5 VDC nom.)	5 VDC	200 mA			78 %
TMR 1-0512SM		12 VDC	83 mA			79 %
TMR 1-0513SM		15 VDC	67 mA			81 %
TMR 1-0522SM		+12 VDC	42 mA	-12 VDC	42 mA	79 %
TMR 1-0523SM		+15 VDC	33 mA	-15 VDC	33 mA	80 %
TMR 1-1211SM	9 - 18 VDC (12 VDC nom.)	5 VDC	200 mA			79 %
TMR 1-1212SM		12 VDC	83 mA			79 %
TMR 1-1213SM		15 VDC	67 mA			82 %
TMR 1-1222SM		+12 VDC	42 mA	-12 VDC	42 mA	81 %
TMR 1-1223SM		+15 VDC	33 mA	-15 VDC	33 mA	80 %
TMR 1-2411SM	18 - 36 VDC (24 VDC nom.)	5 VDC	200 mA			79 %
TMR 1-2412SM		12 VDC	83 mA			82 %
TMR 1-2413SM		15 VDC	67 mA			82 %
TMR 1-2422SM		+12 VDC	42 mA	-12 VDC	42 mA	82 %
TMR 1-2423SM		+15 VDC	33 mA	-15 VDC	33 mA	82 %
TMR 1-4811SM	36 - 75 VDC (48 VDC nom.)	5 VDC	200 mA			79 %
TMR 1-4812SM		12 VDC	83 mA			80 %
TMR 1-4813SM		15 VDC	67 mA			80 %
TMR 1-4822SM		+12 VDC	42 mA	-12 VDC	42 mA	81 %
TMR 1-4823SM		+15 VDC	33 mA	-15 VDC	33 mA	81 %

### Input Specifications

Input Current	- At no load	5 Vin models: <b>40 mA typ.</b> 12 Vin models: <b>20 mA typ.</b> 24 Vin models: <b>10 mA typ.</b> 48 Vin models: <b>7 mA typ.</b>
Surge Voltage		5 Vin models: <b>15 VDC max.</b> (1 s max.) 12 Vin models: <b>25 VDC max.</b> (1 s max.) 24 Vin models: <b>50 VDC max.</b> (1 s max.) 48 Vin models: <b>100 VDC max.</b> (1 s max.)
Reflected Ripple Current		5 Vin models: <b>80 mA<sub>p-p</sub> typ.</b> 12 Vin models: <b>40 mA<sub>p-p</sub> typ.</b> 24 Vin models: <b>30 mA<sub>p-p</sub> typ.</b> 48 Vin models: <b>20 mA<sub>p-p</sub> typ.</b>
Recommended Input Fuse		5 Vin models: <b>500 mA</b> (slow blow) 12 Vin models: <b>250 mA</b> (slow blow) 24 Vin models: <b>120 mA</b> (slow blow) 48 Vin models: <b>60 mA</b> (slow blow) (The need of an external fuse has to be assessed in the final application.)

### Output Specifications

Voltage Set Accuracy		<b>±1% max.</b>
Regulation	- Input Variation (V <sub>min</sub> - V <sub>max</sub> )	single output models: <b>0.2% max.</b> dual output models: <b>0.2% max.</b>
	- Load Variation (10 - 90%)	single output models: <b>0.5% max.</b> dual output models: <b>0.8% max.</b> (Output 1) <b>0.8% max.</b> (Output 2)
Ripple and Noise	- 20 MHz Bandwidth	<b>75 mV<sub>p-p</sub> max.</b>
Capacitive Load	- single output	5 Vout models: <b>1'680 μF max.</b> 12 Vout models: <b>820 μF max.</b> 15 Vout models: <b>680 μF max.</b>
	- dual output	12 / -12 Vout models: <b>470 / 470 μF max.</b> 15 / -15 Vout models: <b>330 / 330 μF max.</b>
Minimum Load		<b>Not required</b>
Temperature Coefficient		<b>±0.02 %/K max.</b>
Short Circuit Protection		<b>Automatic recovery</b>
Overload Protection		<b>Foldback Mode</b>
Output Current Limitation		<b>120% min. of I<sub>out</sub> max.</b> <b>130% typ. of I<sub>out</sub> max.</b>
Transient Response	- Response Deviation	<b>5% max.</b> (25% Load Step)
	- Response Time	<b>250 μs typ.</b> (25% Load Step)

### Safety Specifications

Standards	- IT / Multimedia Equipment	CSA-C22.2, No. 60950-1 EN 60950-1 EN 62368-1 IEC 60950-1 IEC 62368-1 UL 60950-1 UL 62368-1
	- Certification Documents	<a href="http://www.tracopower.com/overview/tmr1sm">www.tracopower.com/overview/tmr1sm</a>
Pollution Degree		PD 2

All specifications valid at nominal voltage, resistive full load and +25°C after warm-up time, unless otherwise stated.

## EMC Specifications

EMI Emissions	- Conducted Emissions	EN 55032 class A (with external filter) FCC Part 15 class A (with external filter)
		External filter proposal: <a href="http://www.tracopower.com/overview/tmr1sm">www.tracopower.com/overview/tmr1sm</a>

## General Specifications

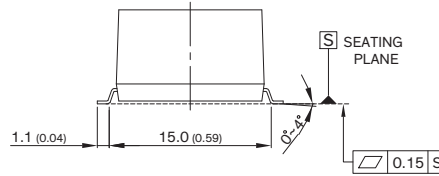
Relative Humidity		95% max. (non condensing)
Temperature Ranges	- Operating Temperature - Case Temperature - Storage Temperature	-40°C to +85°C +95°C max. -55°C to +125°C
Power Derating	- High Temperature	5 %/K above 75°C
		See application note: <a href="http://www.tracopower.com/overview/tmr1sm">www.tracopower.com/overview/tmr1sm</a>
Cooling System		Natural convection (20 LFM)
Remote Control	- Voltage Controlled Remote (passive = on)  - Current Controlled Remote (passive = on) - Off Idle Input Current	On: < 0.6 VDC or open circuit Off: 3 to 15 VDC Refers to 'Remote' and '-Vin' Pin On: open circuit Off: 2 to 4 mA current 3 mA max.
Altitude During Operation		6'000 m max.
Regulator Topology		RCC Converter
Switching Frequency		220 kHz typ. (PFM)
Insulation System		Functional Insulation
Isolation Test Voltage	- Input to Output, 60 s	1'500 VDC
Isolation Resistance	- Input to Output, 500 VDC	1'000 MΩ min.
Isolation Capacitance	- Input to Output, 100 kHz, 1 V	50 pF max.
Reliability	- Calculated MTBF	2'800'000 h (MIL-HDBK-217F, ground benign)
Moisture Sensitivity (MSL)		Level 2 (J-STD-033C)
Washing Process		Not allowed
Housing Material		Non-conductive Plastic (UL 94 V-0 rated)
Pin Material		Phosphor Bronze (C5191)
Pin Foundation Plating		Copper (1 - 3 μm)
Pin Surface Plating		Tin (7.5 μm min.), matte
Housing Type		Plastic Case
Mounting Type		PCB Mount
Connection Type		SMD (Surface-Mount Device)
Footprint Type		SMD14
Soldering Profile		Lead-Free Reflow Soldering (acc. J-STD-020E)
		See application note: <a href="http://www.tracopower.com/info/reflow-soldering.pdf">www.tracopower.com/info/reflow-soldering.pdf</a>
Weight		2.9 g
Environmental Compliance	- REACH Declaration  - RoHS Declaration  - SCIP Reference Number	<a href="http://www.tracopower.com/info/reach-declaration.pdf">www.tracopower.com/info/reach-declaration.pdf</a> REACH SVHC list compliant REACH Annex XVII compliant <a href="http://www.tracopower.com/info/rohs-declaration.pdf">www.tracopower.com/info/rohs-declaration.pdf</a> Exemptions: 7a (RoHS exemptions refer to the component concentration only, not to the overall concentration in the product (O5A rule)) bdd04b85-62c3-4e4e-abcc-acf49c9007d6

## Supporting Documents

Overview Link (for additional Documents)	<a href="http://www.tracopower.com/overview/tmr1sm">www.tracopower.com/overview/tmr1sm</a>
--	--

All specifications valid at nominal voltage, resistive full load and +25°C after warm-up time, unless otherwise stated.

### Outline Dimensions

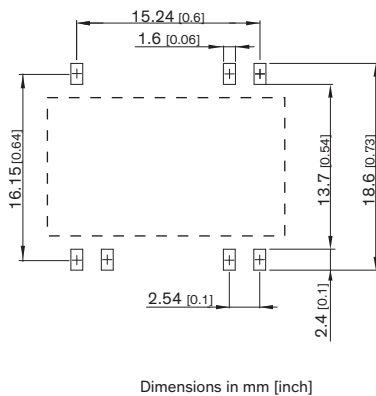


Dimensions in mm (inch)  
 Tolerances: x.x±0.5 (x.xx±0.02)  
 x.xx±0.25 (x.xxx±0.01)  
 Pin tolerances: x.x±0.05 (±0.002)

Pinout		
Pin	Single Output	Dual Output
1	-Vin (GND)	-Vin (GND)
2	Remote	Remote
6	NC	Common
7	NC	-Vout
8	+Vout	+Vout
9	-Vout	Common
14	+Vin (Vcc)	+Vin (Vcc)



NC: Not connected

### Recommended Solder Pad Layout



## Looking for pricing, stock, or lifecycle information?

Click below to explore more details on WIN SOURCE:

-  [View TMR 1-4823SM on WIN SOURCE](#)
-  [Traco Power Information](#)

## Optimize Your Supply Chain with WIN SOURCE Solutions

-  Global Sourcing Solution
-  Obsolete Management
-  Cost Control Management
-  Shortage Management
-  Alternative Solution
-  Excess Inventory Management