




**THE DATASHEET OF
TMR 9-1212**



- Highest power density in SIP-8 metal package (optional plastic package)
- Wide 2:1 input voltage range
- Temperature range -40° to $+85^{\circ}\text{C}$
- High efficiency up to 89%
- Indefinite short-circuit protection
- I/O isolation 1600 VDC
- Remote On/Off control
- Fully RoHS compliant
- 3-year product warranty



The TMR 9 series is a new family of isolated 9W DC/DC converter modules with regulated output, featuring wide 2:1 input voltage ranges. The product comes in a ultra-compact SIP-8 metal package with a small footprint occupying only 2.0 cm² (0.3 square inch) of board space.

An excellent efficiency allows -40° to $+60^{\circ}\text{C}$ operation temperatures without derating. Further features include remote On/Off control and continuous short circuit protection. The very compact dimensions of these converters make them an ideal solution for many space critical applications in communication equipment, instrumentation and industrial electronics.

Models

Order Code	Input Voltage Range	Output 1		Output 2		Efficiency typ.
		Vnom	I _{max}	Vnom	I _{max}	
TMR 9-1210	9 - 18 VDC (12 VDC nom.)	3.3 VDC	2'000 mA			81 %
TMR 9-1211		5 VDC	1'600 mA			85 %
TMR 9-1219		9 VDC	1'000 mA			87 %
TMR 9-1212		12 VDC	750 mA			88 %
TMR 9-1213		15 VDC	600 mA			89 %
TMR 9-1215		24 VDC	375 mA			89 %
TMR 9-1221		+5 VDC	800 mA	-5 VDC	800 mA	85 %
TMR 9-1222		+12 VDC	375 mA	-12 VDC	375 mA	88 %
TMR 9-1223		+15 VDC	300 mA	-15 VDC	300 mA	89 %
TMR 9-2410		18 - 36 VDC (24 VDC nom.)	3.3 VDC	2'000 mA		
TMR 9-2411	5 VDC		1'600 mA			85 %
TMR 9-2419	9 VDC		1'000 mA			88 %
TMR 9-2412	12 VDC		750 mA			89 %
TMR 9-2413	15 VDC		600 mA			90 %
TMR 9-2415	24 VDC		375 mA			90 %
TMR 9-2421	+5 VDC		800 mA	-5 VDC	800 mA	86 %
TMR 9-2422	+12 VDC		375 mA	-12 VDC	375 mA	89 %
TMR 9-2423	+15 VDC		300 mA	-15 VDC	300 mA	87 %
TMR 9-4810	36 - 75 VDC (48 VDC nom.)		3.3 VDC	2'000 mA		
TMR 9-4811		5 VDC	1'600 mA			85 %
TMR 9-4819		9 VDC	1'000 mA			88 %
TMR 9-4812		12 VDC	750 mA			89 %
TMR 9-4813		15 VDC	600 mA			89 %
TMR 9-4815		24 VDC	375 mA			89 %
TMR 9-4821		+5 VDC	800 mA	-5 VDC	800 mA	86 %
TMR 9-4822		+12 VDC	375 mA	-12 VDC	375 mA	87 %
TMR 9-4823		+15 VDC	300 mA	-15 VDC	300 mA	87 %

Options

on demand (backorder with MOQ non stocking item)	- Optional models with plastic case
---	-------------------------------------

Input Specifications

Input Current	- At no load	12 Vin models: 11 mA typ. 24 Vin models: 7 mA typ. 48 Vin models: 3 mA typ.
Surge Voltage		12 Vin models: 36 VDC max. (1 s max.) 24 Vin models: 50 VDC max. (1 s max.) 48 Vin models: 100 VDC max. (1 s max.)
Recommended Input Fuse		12 Vin models: 3'150 mA (slow blow) 24 Vin models: 2'500 mA (slow blow) 48 Vin models: 1'250 mA (slow blow) (The need of an external fuse has to be assessed in the final application.)
Input Filter		Internal Capacitor

Output Specifications

Voltage Set Accuracy		±1% max.
Regulation	- Input Variation (Vmin - Vmax) - Load Variation (0 - 100%) - Cross Regulation (25% / 100% asym. load)	single output models: 0.2% max. dual output models: 0.2% max. single output models: 1% max. dual output models: 1% max. (Output 1) 1% max. (Output 2) dual output models: 5% max.
Ripple and Noise (20 MHz Bandwidth)	- single output - dual output	3.3 Vout models: 50 mVp-p typ. (w/ 1 μ F X7R) 5 Vout models: 50 mVp-p typ. (w/ 1 μ F X7R) 9 Vout models: 50 mVp-p typ. (w/ 1 μ F X7R) 12 Vout models: 75 mVp-p typ. (w/ 1 μ F X7R) 15 Vout models: 75 mVp-p typ. (w/ 1 μ F X7R) 24 Vout models: 75 mVp-p typ. (w/ 1 μ F X7R) 5 / -5 Vout models: 50 / 50 mVp-p typ. (w/ 1 μ F X7R) 12 / -12 Vout models: 75 / 75 mVp-p typ. (w/ 1 μ F X7R) 15 / -15 Vout models: 75 / 75 mVp-p typ. (w/ 1 μ F X7R)
Capacitive Load	- single output - dual output	3.3 Vout models: 2'600 μF max. 5 Vout models: 1'300 μF max. 9 Vout models: 800 μF max. 12 Vout models: 560 μF max. 15 Vout models: 560 μF max. 24 Vout models: 200 μF max. 5 / -5 Vout models: 800 / 800 μF max. 12 / -12 Vout models: 390 / 390 μF max. 15 / -15 Vout models: 200 / 200 μF max.
Minimum Load		Not required
Temperature Coefficient		±0.02 %/K max.
Start-up Time		50 ms typ.
Short Circuit Protection		Continuous, Automatic recovery
Output Current Limitation		180% typ. of Iout max.
Transient Response	- Response Time	250 μs typ. (25% Load Step)

All specifications valid at nominal voltage, resistive full load and +25°C after warm-up time, unless otherwise stated.

Safety Specifications

Standards	- IT / Multimedia Equipment	EN 60950-1 EN 62368-1 IEC 60950-1 IEC 62368-1 UL 60950-1 UL 62368-1
	- Certification Documents	www.tracopower.com/overview/tmr9
Pollution Degree		PD 2

EMC Specifications

EMI Emissions	- Conducted Emissions	EN 55032 class A (with external filter) EN 55032 class B (with external filter)
	- Radiated Emissions	EN 55032 class A (with external filter) EN 55032 class B (with external filter)
	External filter proposal:	www.tracopower.com/overview/tmr9
EMS Immunity	- Electrostatic Discharge	Air: EN 61000-4-2, ± 8 kV, perf. criteria A Contact: EN 61000-4-2, ± 6 kV, perf. criteria A
	- RF Electromagnetic Field	EN 61000-4-3, 20 V/m, perf. criteria A
	- EFT (Burst) / Surge	EN 61000-4-4, ± 2 kV, perf. criteria A EN 61000-4-5, ± 2 kV, perf. criteria A
	- Conducted RF Disturbances	Ext. input component: 24 Vin models: KY 220 μ F SMDJ70A 48 Vin models: KY 220 μ F SMDJ120A EN 61000-4-6, 10 Vrms, perf. criteria A
	- PF Magnetic Field	Continuous: EN 61000-4-8, 100 A/m, perf. criteria A

General Specifications

Relative Humidity		95% max. (non condensing)
Temperature Ranges	- Operating Temperature	-40°C to +85°C
	- Case Temperature	+100°C max.
	- Storage Temperature	-55°C to +125°C
Power Derating	- High Temperature	Depending on model
		See application note: www.tracopower.com/overview/tmr9
Cooling System		Natural convection (20 LFM)
Remote Control	- Voltage Controlled Remote (passive = on)	On: 0 to 0.5 VDC or open circuit Off: 3 to 12 VDC
	- Off Idle Input Current	Refers to 'Remote' and '-Vin' Pin 2.5 mA typ.
	- Remote Pin Input Current	0.5 to 2.5 mA
Altitude During Operation		5'000 m max.
Regulator Topology		Flyback Converter
Switching Frequency		400 kHz typ. (PWM) (single output models) 500 kHz typ. (PWM) (dual output models)
Insulation System		Functional Insulation
Isolation Test Voltage	- Input to Output, 60 s	1'600 VDC
	- Input to Case, 60 s	1'000 VDC
Isolation Resistance	- Input to Output, 500 VDC	1'000 M Ω min.
Isolation Capacitance	- Input to Output, 100 kHz, 1 V	50 pF max.
Reliability	- Calculated MTBF	2'940'000 h (for standard version) 2'700'000 h (for plastic version) (MIL-HDBK-217F, ground benign)
		According to Cleaning Guideline www.tracopower.com/info/cleaning.pdf
Washing Process		
Environment	- Vibration	MIL-STD-810F
	- Thermal Shock	MIL-STD-810F

All specifications valid at nominal voltage, resistive full load and +25°C after warm-up time, unless otherwise stated.

Housing Material	Copper (for standard version) Non-conductive plastic (for plastic version)
Potting Material	Silicone (UL 94 V-0 rated)
Pin Material	Copper
Pin Foundation Plating	Nickel (2 - 3 µm)
Pin Surface Plating	Tin (3 - 5 µm), matte
Housing Type	Metal Case
Mounting Type	PCB Mount
Connection Type	THD (Through-Hole Device)
Footprint Type	SIP8
Soldering Profile	Lead-Free Wave Soldering 260°C / 6 s max.
Weight	5.9 g (for standard version) 4.8 g (for plastic version)
Environmental Compliance	<p>- REACH Declaration www.tracopower.com/info/reach-declaration.pdf</p> <p>REACH SVHC list compliant REACH Annex XVII compliant www.tracopower.com/info/rohs-declaration.pdf</p> <p>Exemptions: 7a, 7c-I (RoHS exemptions refer to the component concentration only, not to the overall concentration in the product (O5A rule).)</p> <p>- RoHS Declaration</p> <p>- SCIP Reference Number a0c3442b-7838-4ff2-befa-e4362c1436dc</p>

Supporting Documents

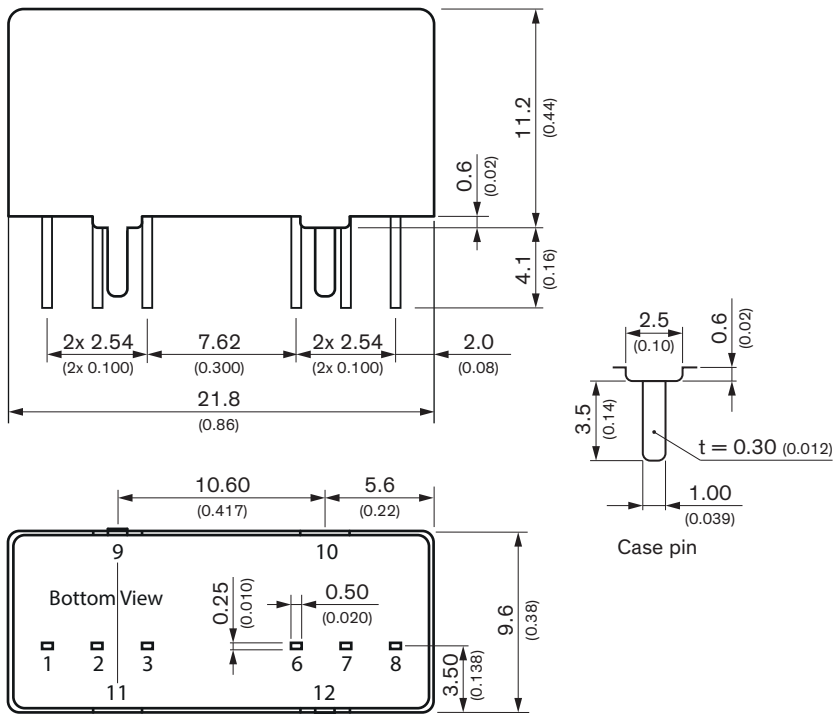
Overview Link (for additional Documents)

www.tracopower.com/overview/tmr9

All specifications valid at nominal voltage, resistive full load and +25°C after warm-up time, unless otherwise stated.

Outline Dimensions

Metal package (standard)



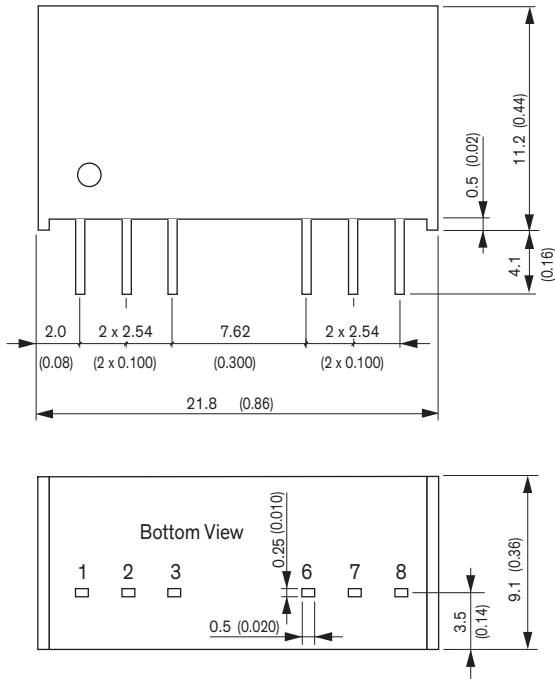
Dimensions in mm (inch)
 Tolerances: x.x \pm 0.5 (x.xx \pm 0.02)
 x.xx \pm 0.25 (x.xxx \pm 0.01)
 Pin dimension tolerance: \pm 0.1 (\pm 0.004)

Pinout		
Pin	Single Output	Dual Output
1	-Vin (GND)	-Vin (GND)
2	+Vin (Vcc)	+Vin (Vcc)
3	Remote On/Off	Remote On/Off
6	+Vout	+Vout
7	-Vout	Common
8	NC	-Vout
9	Case*	Case*
10	Stand off	Stand off
11	Stand off	Stand off
12	Case*	Case*

NC: Not connected

*Case pins must not be connected to any circuit.

Plastic package (option)





Dimensions in mm (inch)
 Tolerances: x.x ±0.5 (x.xx ±0.02)
 x.xx ±0.25 (x.xxx ±0.01)
 Pin dimension tolerance: ±0.1 (±0.004)

Pinout		
Pin	Single Output	Dual Output
1	-Vin (GND)	-Vin (GND)
2	+Vin (Vcc)	+Vin (Vcc)
3	Remote On/Off	Remote On/Off
6	+Vout	+Vout
7	-Vout	Common
8	NC	-Vout

NC: Not connected

Looking for pricing, stock, or lifecycle information?

Click below to explore more details on WIN SOURCE:

-  [View TMR 9-1212 on WIN SOURCE](#)
-  [Traco Power Information](#)

Optimize Your Supply Chain with WIN SOURCE Solutions

-  Global Sourcing Solution
-  Obsolete Management
-  Cost Control Management
-  Shortage Management
-  Alternative Solution
-  Excess Inventory Management