



**THE DATASHEET OF  
TRN 3-1211**



- Compact SIP package  
11,9 x 7,7 x 11,0 mm
- Fully regulated outputs
- Input Voltage range  
4.5-13.2, 9-18, 18-36, 36-75 VDC
- I/O-isolation 1'600 VDC
- Operating temperature range  
-40°C to +85°C
- Short circuit protection
- Designed to meet IEC/EN/UL 62368-1  
(not certified)
- 3-year product warranty



The TRN 3 Series comprises 3 Watt fully regulated, high performance DC/DC converters. They come in a compact cubical package of only 1.00 cm<sup>3</sup>. Full load operation is reliable up to 65°C environment temperature. With 1'600 VDC I/O isolation voltage, and short current protection they cover a wide range of application when space is limited. The input of the converters is designed for a wide voltage range (2:1) and minimum load is not required. The functional I/O-isolation system is designed to meet IEC/EN/UL 62368-1 (not certified) with a test voltage (60 s) of 1600 VDC.

### Models

Order Code	Input Voltage Range	Output 1		Output 2		Efficiency typ.
		Vnom	I <sub>max</sub>	Vnom	I <sub>max</sub>	
TRN 3-0510	4.5 - 13.2 VDC (9 VDC nom.)	3.3 VDC	700 mA			75 %
TRN 3-0511		5 VDC	600 mA			78 %
TRN 3-0512		12 VDC	250 mA			82 %
TRN 3-0513		15 VDC	200 mA			80 %
TRN 3-0515		24 VDC	125 mA			80 %
TRN 3-0521		+5 VDC	300 mA	-5 VDC	300 mA	77 %
TRN 3-0522		+12 VDC	125 mA	-12 VDC	125 mA	80 %
TRN 3-0523		+15 VDC	100 mA	-15 VDC	100 mA	80 %
TRN 3-1210	9 - 18 VDC (12 VDC nom.)	3.3 VDC	700 mA			76 %
TRN 3-1211		5 VDC	600 mA			79 %
TRN 3-1212		12 VDC	250 mA			84 %
TRN 3-1213		15 VDC	200 mA			83 %
TRN 3-1215		24 VDC	125 mA			82 %
TRN 3-1221		+5 VDC	300 mA	-5 VDC	300 mA	78 %
TRN 3-1222		+12 VDC	125 mA	-12 VDC	125 mA	82 %
TRN 3-1223		+15 VDC	100 mA	-15 VDC	100 mA	81 %
TRN 3-2410	18 - 36 VDC (24 VDC nom.)	3.3 VDC	700 mA			76 %
TRN 3-2411		5 VDC	600 mA			78 %
TRN 3-2412		12 VDC	250 mA			84 %
TRN 3-2413		15 VDC	200 mA			84 %
TRN 3-2415		24 VDC	125 mA			83 %
TRN 3-2421		+5 VDC	300 mA	-5 VDC	300 mA	79 %
TRN 3-2422		+12 VDC	125 mA	-12 VDC	125 mA	83 %
TRN 3-2423		+15 VDC	100 mA	-15 VDC	100 mA	82 %
TRN 3-4810	36 - 75 VDC (48 VDC nom.)	3.3 VDC	700 mA			75 %
TRN 3-4811		5 VDC	600 mA			79 %
TRN 3-4812		12 VDC	250 mA			83 %
TRN 3-4813		15 VDC	200 mA			83 %
TRN 3-4815		24 VDC	125 mA			82 %
TRN 3-4821		+5 VDC	300 mA	-5 VDC	300 mA	77 %
TRN 3-4822		+12 VDC	125 mA	-12 VDC	125 mA	82 %
TRN 3-4823		+15 VDC	100 mA	-15 VDC	100 mA	80 %

### Input Specifications

Input Current	- At no load	9 Vin models: <b>75 mA typ.</b> 12 Vin models: <b>40 mA typ.</b> 24 Vin models: <b>20 mA typ.</b> 48 Vin models: <b>12 mA typ.</b>
Surge Voltage		9 Vin models: <b>15 VDC max.</b> (1 s max.) 12 Vin models: <b>25 VDC max.</b> (1 s max.) 24 Vin models: <b>50 VDC max.</b> (1 s max.) 48 Vin models: <b>100 VDC max.</b> (1 s max.)
Reflected Ripple Current		9 Vin models: <b>100 mA<sub>p-p</sub> typ.</b> 12 Vin models: <b>75 mA<sub>p-p</sub> typ.</b> 24 Vin models: <b>75 mA<sub>p-p</sub> typ.</b> 48 Vin models: <b>50 mA<sub>p-p</sub> typ.</b>
Recommended Input Fuse		9 Vin models: <b>1'600 mA</b> (slow blow) 12 Vin models: <b>800 mA</b> (slow blow) 24 Vin models: <b>500 mA</b> (slow blow) 48 Vin models: <b>315 mA</b> (slow blow) (The need of an external fuse has to be assessed in the final application.)
Input Filter		<b>Internal Capacitor</b>

### Output Specifications

Voltage Set Accuracy		<b>±1% max.</b>
Regulation	- Input Variation (V <sub>min</sub> - V <sub>max</sub> )	single output models: <b>0.2% max.</b> dual output models: <b>0.2% max.</b>
	- Load Variation (0 - 100%)	single output models: <b>1% max.</b> dual output models: <b>1% max.</b> (Output 1) <b>1% max.</b> (Output 2)
	- Cross Regulation (25% / 100% asym. load)	dual output models: <b>5% max.</b>
Ripple and Noise	- 20 MHz Bandwidth	<b>50 mV<sub>p-p</sub> typ.</b>
Capacitive Load	- single output	3.3 V <sub>out</sub> models: <b>4'400 μF max.</b> 5 V <sub>out</sub> models: <b>2'200 μF max.</b> 12 V <sub>out</sub> models: <b>1'000 μF max.</b> 15 V <sub>out</sub> models: <b>820 μF max.</b> 24 V <sub>out</sub> models: <b>330 μF max.</b>
	- dual output	5 / -5 V <sub>out</sub> models: <b>1'200 / 1'200 μF max.</b> 12 / -12 V <sub>out</sub> models: <b>520 / 520 μF max.</b> 15 / -15 V <sub>out</sub> models: <b>440 / 440 μF max.</b>
Minimum Load		<b>Not required</b>
Temperature Coefficient		<b>±0.02 %/K max.</b>
Start-up Time		<b>5 ms typ. / 15 ms max.</b>
Short Circuit Protection		<b>Continuous, Automatic recovery</b>
Output Current Limitation		<b>180% typ. of I<sub>out</sub> max.</b>
Transient Response	- Response Deviation	<b>3% typ.</b> (25% Load Step)
	- Response Time	<b>500 μs typ.</b> (25% Load Step)

### Safety Specifications

Standards	- IT / Multimedia Equipment	<b>Designed for IEC/EN/UL 62368-1 (not certified)</b>
-----------	-----------------------------	---

All specifications valid at nominal voltage, resistive full load and +25°C after warm-up time, unless otherwise stated.

## EMC Specifications

EMI Emissions	- Conducted Emissions	EN 55032 class A (with external filter) EN 55032 class B (with external filter)
	- Radiated Emissions	EN 55032 class A (with external filter) EN 55032 class B (with external filter)
		External filter proposal: <a href="http://www.tracopower.com/overview/trn3">www.tracopower.com/overview/trn3</a>
EMS Immunity		EN 55024 (IT Equipment) EN 55035 (Multimedia)
	- Electrostatic Discharge	Air: EN 61000-4-2, ±8 kV, perf. criteria A Contact: EN 61000-4-2, ±6 kV, perf. criteria A
	- RF Electromagnetic Field	EN 61000-4-3, 10 V/m, perf. criteria A
	- EFT (Burst) / Surge	EN 61000-4-4, ±2 kV, perf. criteria A EN 61000-4-5, ±1 kV, perf. criteria A
	- Conducted RF Disturbances	Ext. input component: Nippon chemi-con KY 220 µF/ 100 V EN 61000-4-6, 10 Vrms, perf. criteria A
	- PF Magnetic Field	Continuous: EN 61000-4-8, 100 A/m, perf. criteria A 1 s: EN 61000-4-8, 1000 A/m, perf. criteria A

## General Specifications

Relative Humidity		95% max. (non condensing)
Temperature Ranges	- Operating Temperature	-40°C to +85°C
	- Case Temperature	+105°C max.
	- Storage Temperature	-55°C to +125°C
Power Derating	- High Temperature	2.5 %/K above 65°C
	See application note: <a href="http://www.tracopower.com/overview/trn3">www.tracopower.com/overview/trn3</a>	
Cooling System		Natural convection (20 LFM)
Regulator Topology		RCC Converter
Switching Frequency		100 kHz min. (PFM)
Insulation System		Functional Insulation
Isolation Test Voltage	- Input to Output, 60 s	1'600 VDC
Isolation Resistance	- Input to Output, 500 VDC	1'000 MΩ min.
Isolation Capacitance	- Input to Output, 100 kHz, 1 V	75 pF max.
Reliability	- Calculated MTBF	4'400'000 h (MIL-HDBK-217F, ground benign)
Washing Process		According to Cleaning Guideline <a href="http://www.tracopower.com/info/cleaning.pdf">www.tracopower.com/info/cleaning.pdf</a>
Environment	- Vibration	MIL-STD-810F
	- Thermal Shock	MIL-STD-810F
Housing Material		Non-conductive Plastic (UL 94 V-0 rated)
Potting Material		Silicone (UL 94 V-0 rated)
Pin Material		Copper
Pin Foundation Plating		Nickel (0.3 - 0.9 µm)
Pin Surface Plating		Tin (5 - 6 µm), matte
Housing Type		Plastic Case
Mounting Type		PCB Mount
Connection Type		THD (Through-Hole Device)
Footprint Type		SIP5
Soldering Profile		Lead-Free Wave Soldering
		260°C / 6 s max.
Weight		2.1 g

All specifications valid at nominal voltage, resistive full load and +25°C after warm-up time, unless otherwise stated.

Environmental Compliance - REACH Declaration

[www.tracopower.com/info/reach-declaration.pdf](http://www.tracopower.com/info/reach-declaration.pdf)

- RoHS Declaration

REACH SVHC list compliant

REACH Annex XVII compliant

[www.tracopower.com/info/rohs-declaration.pdf](http://www.tracopower.com/info/rohs-declaration.pdf)

Exemptions: 7a, 7c-I

(RoHS exemptions refer to the component concentration only, not to the overall concentration in the product (O5A rule))

- SCIP Reference Number

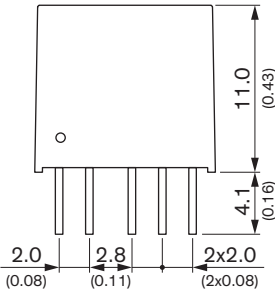
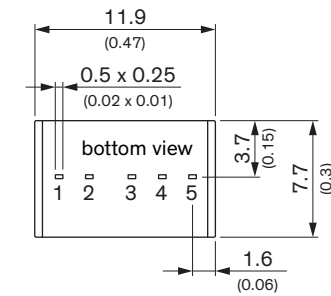
c4b0b7c5-530c-496b-8e09-3d18ee29c836

### Supporting Documents

Overview Link (for additional Documents)

[www.tracopower.com/overview/trn3](http://www.tracopower.com/overview/trn3)

### Outline Dimensions





Dimensions in [mm], () = Inch  
 Tolerances: x.x ±0.5 (±0.02)  
 x.xx ±0.25 (±0.01)  
 Pin pitch tolerances ±0.25 (±0.01)  
 Pin dimension tolerance ±0.1 (±0.004)

### Pinout

Pin	Single	Dual
1	-Vin (GND)	-Vin (GND)
2	+Vin (Vcc)	+Vin (Vcc)
3	+Vout	+Vout
4	No pin	Common
5	-Vout	-Vout

## Looking for pricing, stock, or lifecycle information?

Click below to explore more details on WIN SOURCE:

-  [View TRN 3-1211 on WIN SOURCE](#)
-  [Traco Power Information](#)

## Optimize Your Supply Chain with WIN SOURCE Solutions

-  Global Sourcing Solution
-  Obsolete Management
-  Cost Control Management
-  Shortage Management
-  Alternative Solution
-  Excess Inventory Management