




THE DATASHEET OF TSM 2415S



- SMD package (SOIC-8/10)
- Construction in lead frame technology
- I/O isolation 1000 VDC
- Efficiency up to 82 %
- Operating temperature -40°C to $+85^{\circ}\text{C}$
- Reflow solder temperature up to 245°C
- High accuracy of Pin coplanarity
- Available in tape and reel package
- 3-year product warranty



The TSM series are isolated DC/DC converters with 1W output power implemented in a molded plastic package with a pin accuracy suitable for automated SMD-production. The devices can be soldered without any problems in a high temperature lead free solder process. With their small footprint these converters are the economical solution for point of load power conversion, ground loop elimination, noise reduction and digital interface applications.

Models						
Order Code	Input Voltage Range	Output 1		Output 2		Efficiency typ.
		Vnom	I _{max}	Vnom	I _{max}	
TSM 0505S	4.5 - 5.5 VDC (5 VDC nom.)	5 VDC	200 mA			80 %
TSM 0509S		9 VDC	110 mA			78 %
TSM 0512S		12 VDC	84 mA			80 %
TSM 0515S		15 VDC	67 mA			81 %
TSM 0505D		+5 VDC	100 mA	-5 VDC	100 mA	75 %
TSM 0512D		+12 VDC	42 mA	-12 VDC	42 mA	79 %
TSM 0515D		+15 VDC	33 mA	-15 VDC	33 mA	79 %
TSM 1205S	10.8 - 13.2 VDC (12 VDC nom.)	5 VDC	200 mA			81 %
TSM 1209S		9 VDC	110 mA			78 %
TSM 1212S		12 VDC	84 mA			81 %
TSM 1215S		15 VDC	67 mA			82 %
TSM 1205D		+5 VDC	100 mA	-5 VDC	100 mA	75 %
TSM 1212D		+12 VDC	42 mA	-12 VDC	42 mA	80 %
TSM 1215D		+15 VDC	33 mA	-15 VDC	33 mA	80 %
TSM 2405S	21.6 - 26.4 VDC (24 VDC nom.)	5 VDC	200 mA			79 %
TSM 2409S		9 VDC	110 mA			77 %
TSM 2412S		12 VDC	84 mA			80 %
TSM 2415S		15 VDC	67 mA			80 %
TSM 2405D		+5 VDC	100 mA	-5 VDC	100 mA	74 %
TSM 2412D		+12 VDC	42 mA	-12 VDC	42 mA	79 %
TSM 2415D		+15 VDC	33 mA	-15 VDC	33 mA	79 %

Input Specifications

Input Current	- At no load	5 Vin models: 30 mA typ. 12 Vin models: 15 mA typ. 24 Vin models: 8 mA typ.
	- At full load	5 Vin models: 250 mA typ. (5 Vout model) 254 mA typ. (9 Vout model) 252 mA typ. (12 Vout model) 248 mA typ. (15 Vout model) 267 mA typ. (5 / -5 Vout model) 255 mA typ. (12 / -12 Vout model) 251 mA typ. (15 / -15 Vout model) 12 Vin models: 103 mA typ. (5 Vout model) 106 mA typ. (9 Vout model) 104 mA typ. (12 Vout model) 102 mA typ. (15 Vout model) 111 mA typ. (5 / -5 Vout model) 105 mA typ. (12 / -12 Vout model) 103 mA typ. (15 / -15 Vout model) 24 Vin models: 53 mA typ. (5 Vout model) 54 mA typ. (9 Vout model) 53 mA typ. (12 Vout model) 52 mA typ. (15 Vout model) 56 mA typ. (5 / -5 Vout model) 53 mA typ. (12 / -12 Vout model) 52 mA typ. (15 / -15 Vout model)
Surge Voltage		5 Vin models: 9 VDC max. (1 s max.) 12 Vin models: 18 VDC max. (1 s max.) 24 Vin models: 30 VDC max. (1 s max.)
Recommended Input Fuse		5 Vin models: 500 mA (slow blow) 12 Vin models: 200 mA (slow blow) 24 Vin models: 100 mA (slow blow) (The need of an external fuse has to be assessed in the final application.)
Input Filter		Internal Capacitor

Output Specifications

Voltage Set Accuracy		±3% max.
Regulation	- Input Variation (1% Vin step) - Load Variation - Voltage Balance (symmetrical load)	single output models: 1.5% max. dual output models: 1.5% max. See application note: www.tracopower.com/overview/tsm dual output models: 1% max.
Ripple and Noise	- 20 MHz Bandwidth	120 mVp-p max. (To further reduce Ripple and Noise, a capacitor with 0.47 µF X7R is recommended.)
Capacitive Load		33 µF max.
Minimum Load		2.2 % of Iout max. (Operation at lower load will not damage the converter, but it may not meet all specifications)
Temperature Coefficient		±0.02 %/K max.
Start-up Time		280 ms max.
Short Circuit Protection		Limited 0.5 s max., Automatic recovery

General Specifications

Relative Humidity	95% max. (non condensing)
-------------------	----------------------------------

All specifications valid at nominal voltage, resistive full load and +25°C after warm-up time, unless otherwise stated.

Temperature Ranges	- Operating Temperature - Case Temperature - Storage Temperature	-40°C to +85°C +105°C max. -50°C to +125°C
Power Derating	- High Temperature	2.5 %/K above 65°C (24 Vin single models) 4 %/K above 80°C (other models)
		See application note: www.tracopower.com/overview/tsm
Cooling System		Natural convection (20 LFM)
Regulator Topology		Push-Pull Converter
Switching Frequency		50 - 140 kHz (PFM) 100 kHz typ. (PFM)
Insulation System		Functional Insulation
Isolation Test Voltage	- Input to Output, 60 s - Input to Output, 1 s	1'000 VDC 1'200 VDC
Isolation Resistance	- Input to Output, 500 VDC	1'000 MΩ min.
Isolation Capacitance	- Input to Output, 100 kHz, 1 V	40 pF typ. 100 pF max.
Reliability	- Calculated MTBF	2'000'000 h (MIL-HDBK-217F, ground benign)
Moisture Sensitivity (MSL)		Level 3 (J-STD-033C)
Washing Process		According to Cleaning Guideline www.tracopower.com/info/cleaning.pdf
Housing Material		Epoxy (UL 94 V-0 rated)
Potting Material		Overmold Compound
Pin Material		Nickel-Iron (Alloy 42)
Pin Foundation Plating		Nickel (2.5 - 3 μm)
Pin Surface Plating		Tin (10 - 15 μm), matte
Housing Type		Overmold
Mounting Type		PCB Mount
Connection Type		SMD (Surface-Mount Device)
Footprint Type		SMD8 (single output models) SMD10 (dual output models)
Soldering Profile		Lead-Free Reflow Soldering (acc. J-STD-020E) 245°C max. (Tp) 10 s max. (tp, at Tp - 5°C)
		See application note: www.tracopower.com/info/reflow-soldering.pdf
Weight	- 5 Vin input - 12 Vin input - 24 Vin input - 5 Vin input - 12 Vin input - 24 Vin input	5 Vout models: 1.5 g 9 Vout models: 1.5 g 12 Vout models: 1.5 g 15 Vout models: 1.5 g 5 Vout models: 1.5 g 9 Vout models: 1.5 g 12 Vout models: 1.5 g 15 Vout models: 1.5 g 5 Vout models: 1.8 g 9 Vout models: 1.8 g 12 Vout models: 1.8 g 15 Vout models: 1.8 g 5 / -5 Vout models: 1.8 g 12 / -12 Vout models: 1.8 g 15 / -15 Vout models: 1.8 g 5 / -5 Vout models: 1.8 g 12 / -12 Vout models: 1.8 g 15 / -15 Vout models: 1.8 g 5 / -5 Vout models: 2.2 g 12 / -12 Vout models: 2.2 g 15 / -15 Vout models: 2.2 g
Thermal Impedance	- Case to Ambient	67.6 K/W typ.

All specifications valid at nominal voltage, resistive full load and +25°C after warm-up time, unless otherwise stated.

Environmental Compliance - REACH Declaration

www.tracopower.com/info/reach-declaration.pdf

REACH SVHC list compliant

REACH Annex XVII compliant

- RoHS Declaration

www.tracopower.com/info/rohs-declaration.pdf

Exemptions: No Exemptions

Supporting Documents

Overview Link (for additional Documents)

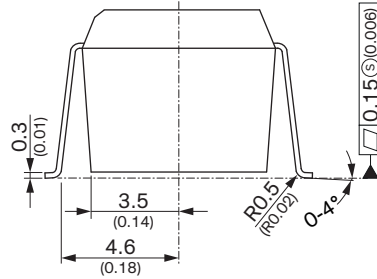
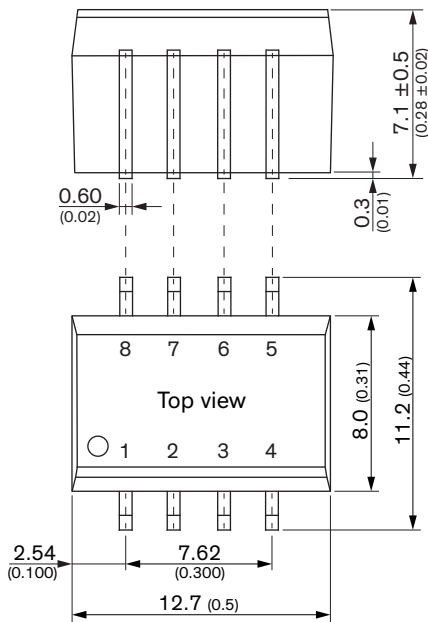
www.tracopower.com/overview/tsm

All specifications valid at nominal voltage, resistive full load and +25°C after warm-up time, unless otherwise stated.

Outline Dimensions

Single Output Models

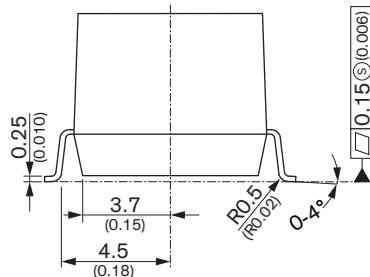
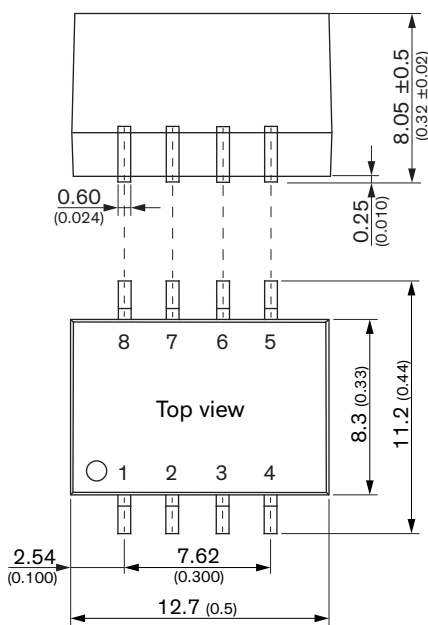
5 Vin & 12 Vin Models



Pinout	
Pin	Function
1	-Vin (GND)
2	+Vin (Vcc)
3	NTC
4	-Vout
5	+Vout
6	NTC
7	NTC
8	NTC

NTC: Not to connect

24 Vin Models



All dimensions in mm (inches)
 Tolerance: $x.x \pm 0.25$ ($x.xx \pm 0.01$)
 $x.xx \pm 0.13$ ($x.xxx \pm 0.005$)
 Pin tolerance: ± 0.05 (± 0.002)

All specifications valid at nominal voltage, resistive full load and +25°C after warm-up time, unless otherwise stated.

Dual Output Models

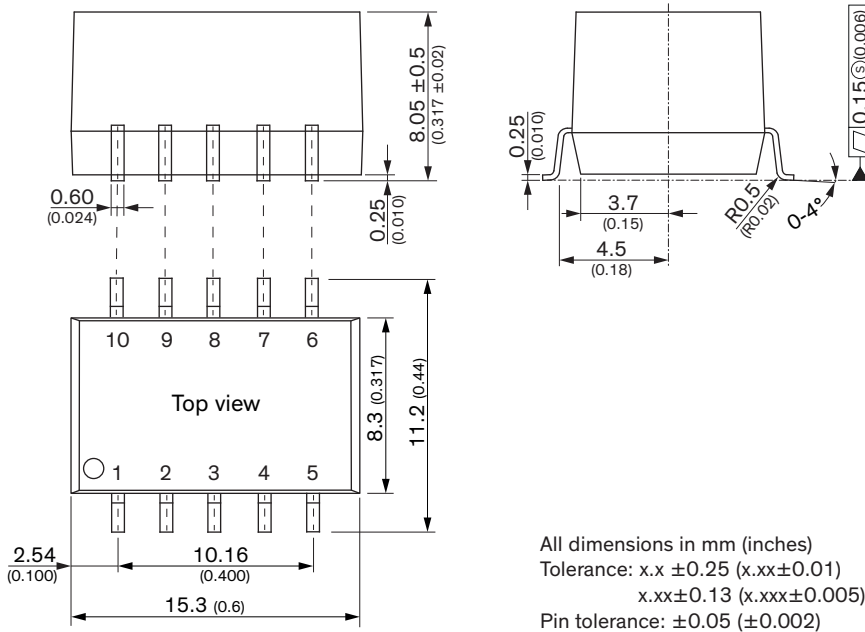
5 Vin & 12 Vin Models



Pinout	
Pin	Function
1	-Vin (GND)
2	+Vin (Vcc)
3	NTC
4	Common
5	-Vout
6	NTC
7	+Vout
8	NTC
9	NTC
10	NTC

NTC: Not to connect

24 Vin Models



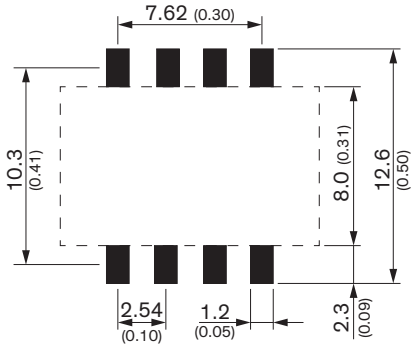
All dimensions in mm (inches)
 Tolerance: $x.x \pm 0.25$ ($x.xx \pm 0.01$)
 $x.xx \pm 0.13$ ($x.xxx \pm 0.005$)
 Pin tolerance: ± 0.05 (± 0.002)

All specifications valid at nominal voltage, resistive full load and +25°C after warm-up time, unless otherwise stated.

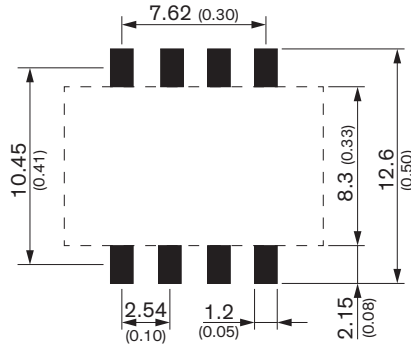
Recommended Solder Pad Layout

Single Output Models

5 Vin & 12 Vin Models

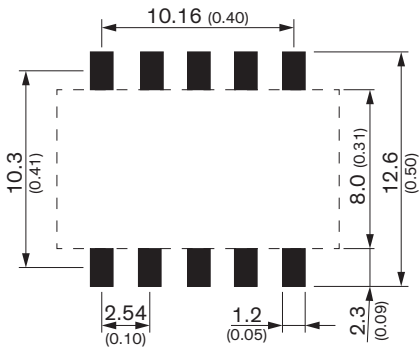


24 Vin Models

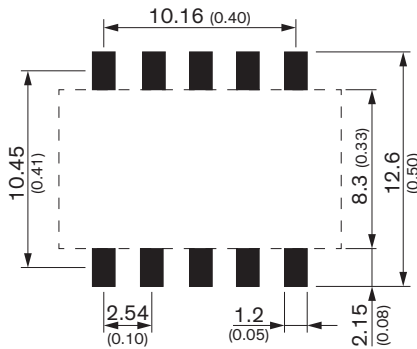


Dual Output Models

5 Vin & 12 Vin Models





24 Vin Models



Dimensions in mm (inch)

Looking for pricing, stock, or lifecycle information?

Click below to explore more details on WIN SOURCE:

-  [View TSM 2415S on WIN SOURCE](#)
-  [Traco Power Information](#)

Optimize Your Supply Chain with WIN SOURCE Solutions

-  Global Sourcing Solution
-  Obsolete Management
-  Cost Control Management
-  Shortage Management
-  Alternative Solution
-  Excess Inventory Management