




**THE DATASHEET OF  
TSR 0.5-24120SM**



- Compact SMD package
- Very high efficiency up to 97%
- Excellent line / load regulation
- Low standby current
- Operating temperature range  $-40$  to  $90^{\circ}\text{C}$
- Over-temperature and short circuit protection
- Remote On/Off input
- Adjustable output voltage
- Moisture sensitivity level 2 as per IPC J-STD-033C
- 3-year product warranty



TSR 0.5SM is a series of step-down non-isolated switching regulators in compact SIP package. These converters are an ideal alternative to LM78 linear regulators when energy efficiency is a parameter of the design. The high efficiency up to 97% allows full load operation up to  $+80^{\circ}\text{C}$  ( $+90^{\circ}\text{C}$  with 50% load) ambient temperature without the need of forced air cooling. Excellent output voltage accuracy and low standby current are other features that distinguish switching regulators from linear regulators.

Models				
Order Code	Output Current max.	Input Voltage Range	Output Voltage nom. (adjustable)	Efficiency typ.
TSR 0.5-2415SM	500 mA	4.75 - 32 VDC (24 VDC nom.)	1.5 VDC (1.4 - 2.5 VDC)	73 % (at $V_{in}$ min.)
TSR 0.5-2418SM			1.8 VDC (1.5 - 3.0 VDC)	82 % (at $V_{in}$ min.)
TSR 0.5-2425SM			2.5 VDC (1.5 - 3.0 VDC)	87 % (at $V_{in}$ min.)
TSR 0.5-2433SM			3.3 VDC (3.0 - 5.5 VDC)	91 % (at $V_{in}$ min.)
TSR 0.5-2450SM			5 VDC (3.0 - 8.0 VDC)	94 % (at $V_{in}$ min.)
TSR 0.5-2465SM			6.5 VDC (3.3 - 11.0 VDC)	95 % (at $V_{in}$ min.)
TSR 0.5-2490SM			9 VDC (4.5 - 12.6 VDC)	96 % (at $V_{in}$ min.)
TSR 0.5-24120SM			12 VDC (4.5 - 13.5 VDC)	97 % (at $V_{in}$ min.)
TSR 0.5-24150SM			15 VDC (4.5 - 15.5 VDC)	97 % (at $V_{in}$ min.)

Note - For input voltage higher 28 VDC an input capacitor of 22  $\mu\text{F}$  is required

### Input Specifications

Input Current	- At no load	5 mA typ.
Surge Voltage		34 VDC max. (1 s max.)
Recommended Input Fuse		(The need of an external fuse has to be assessed in the final application.)
Input Filter		Internal Capacitor
Short Circuit Input Power		1.5 W max.

### Output Specifications

Output Voltage Adjustment		1.5 Vout models: 1.4 - 2.5 VDC 1.8 Vout models: 1.5 - 3.0 VDC 2.5 Vout models: 1.5 - 3.0 VDC 3.3 Vout models: 3.0 - 5.5 VDC 5 Vout models: 3.0 - 8.0 VDC 6.5 Vout models: 3.3 - 11.0 VDC 9 Vout models: 4.5 - 12.6 VDC 12 Vout models: 4.5 - 13.5 VDC 15 Vout models: 4.5 - 15.5 VDC (By external trim resistor) See application note: <a href="http://www.tracopower.com/overview/tsr0-5sm">www.tracopower.com/overview/tsr0-5sm</a>
Voltage Set Accuracy		±3% max.
Regulation	- Input Variation (Vmin - Vmax)	0.2% max. (9, 12 & 15 Vout models) 0.4% max. (other models)
	- Load Variation (10 - 100%)	0.4% max. (9, 12 & 15 Vout models) 0.6% max. (other models)
Ripple and Noise (20 MHz Bandwidth)		1.5 Vout models: 30 mVp-p max. 1.8 Vout models: 30 mVp-p max. 2.5 Vout models: 30 mVp-p max. 3.3 Vout models: 30 mVp-p max. 5 Vout models: 30 mVp-p max. 6.5 Vout models: 30 mVp-p max. 9 Vout models: 40 mVp-p max. 12 Vout models: 40 mVp-p max. 15 Vout models: 40 mVp-p max.
Capacitive Load		220 µF max.
Minimum Load		Not required
Temperature Coefficient		±0.015 %/K max.
Short Circuit Protection		Continuous, Automatic recovery
Transient Response	- Response Deviation	2% max. (50% Load Step)
	- Response Time	100 µs max. (50% Load Step)

### EMC Specifications

EMI Emissions	- Conducted Emissions	EN 55032 class B (with external filter) FCC Part 15 class B (with external filter)
	- Radiated Emissions	EN 55032 class B (internal filter) FCC Part 15 class B (internal filter)
		External filter proposal: <a href="http://www.tracopower.com/overview/tsr0-5sm">www.tracopower.com/overview/tsr0-5sm</a>
EMS Immunity	- Electrostatic Discharge	Air: EN 61000-4-2, ±8 kV, perf. criteria A
	- RF Electromagnetic Field	EN 61000-4-3, 3 V/m, perf. criteria A
	- EFT (Burst)	EN 61000-4-4, ±0.5 kV, perf. criteria A
		Ext. input component: Nippon chemi-con KY 330 µF, 100 V
	- Conducted RF Disturbances	EN 61000-4-6, 3 Vrms, perf. criteria A
	- PF Magnetic Field	Continuous: EN 61000-4-8, 3 A/m, perf. criteria A

All specifications valid at nominal voltage, resistive full load and +25°C after warm-up time, unless otherwise stated.

## General Specifications

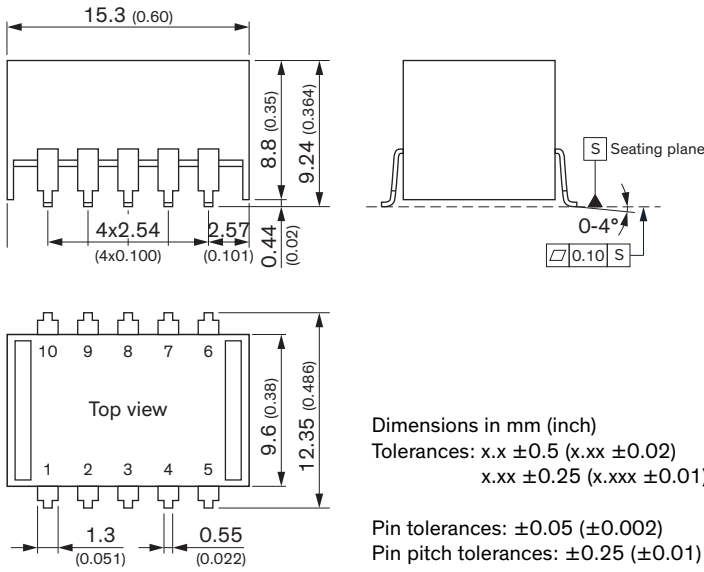
Relative Humidity		95% max. (non condensing)
Temperature Ranges	- Operating Temperature - Case Temperature - Storage Temperature	-40°C to +90°C +100°C max. -55°C to +125°C
Power Derating	- High Temperature	5 %/K above 80°C See application note: <a href="http://www.tracopower.com/overview/tsr0-5sm">www.tracopower.com/overview/tsr0-5sm</a>
Over Temperature Protection Switch Off	- Protection Mode - Measurement Point	160°C typ. (Automatic recovery) Internal IC temperature
Cooling System		Natural convection (20 LFM)
Remote Control	- Voltage Controlled Remote (passive = on)  - Off Idle Input Current	On: 2.4 to 5.0 VDC or open circuit Off: 0 to 1.6 VDC or short circuit Refers to 'Remote' and 'GND' Pin 0.035 mA max.
Switching Frequency		280 - 380 kHz (PWM) 330 kHz typ. (PWM)
Insulation System		Non-isolated
Reliability	- Calculated MTBF	2'000'000 h (MIL-HDBK-217F, ground benign)
Moisture Sensitivity (MSL)		Level 2 (J-STD-033C)
Washing Process		According to Cleaning Guideline <a href="http://www.tracopower.com/info/cleaning.pdf">www.tracopower.com/info/cleaning.pdf</a>
Housing Material		Non-conductive Plastic (UL 94 V-0 rated)
Pin Material		Phosphor Bronze (C5191)
Pin Foundation Plating		Copper (1 - 3 µm)
Pin Surface Plating		Tin (7.5 µm min.), matte
Housing Type		Plastic Case
Mounting Type		PCB Mount
Connection Type		SMD (Surface-Mount Device)
Footprint Type		SMD10
Soldering Profile		Lead-Free Reflow Soldering (acc. J-STD-020E) See application note: <a href="http://www.tracopower.com/info/reflow-soldering.pdf">www.tracopower.com/info/reflow-soldering.pdf</a>
Weight		1.7 g
Environmental Compliance	- REACH Declaration  - RoHS Declaration  - SCIP Reference Number	<a href="http://www.tracopower.com/info/reach-declaration.pdf">www.tracopower.com/info/reach-declaration.pdf</a> REACH SVHC list compliant REACH Annex XVII compliant <a href="http://www.tracopower.com/info/rohs-declaration.pdf">www.tracopower.com/info/rohs-declaration.pdf</a> Exemptions: 7a (RoHS exemptions refer to the component concentration only, not to the overall concentration in the product (O5A rule.)) e0a18ff4-ad10-4a4c-9291-ed6dcd37c4d5

## Supporting Documents

Overview Link (for additional Documents)	<a href="http://www.tracopower.com/overview/tsr0-5sm">www.tracopower.com/overview/tsr0-5sm</a>
--	--

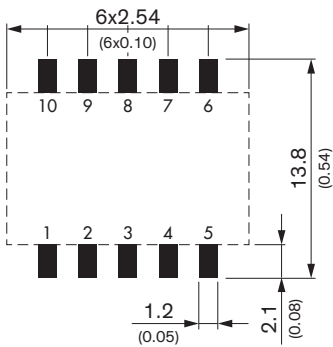
All specifications valid at nominal voltage, resistive full load and +25°C after warm-up time, unless otherwise stated.

### Outline Dimensions





Pinout	
Pin	Function
1	+Vin
2	+Vin
3	GND
4	+Vout
5	+Vout
6	Trim
7	GND
8	GND
9	GND
10	Remote On/Off

### Recommended Solder Pad Layout



## Looking for pricing, stock, or lifecycle information?

Click below to explore more details on WIN SOURCE:

-  [View TSR 0.5-24120SM on WIN SOURCE](#)
-  [Traco Power Information](#)

## Optimize Your Supply Chain with WIN SOURCE Solutions

-  Global Sourcing Solution
-  Obsolete Management
-  Cost Control Management
-  Shortage Management
-  Alternative Solution
-  Excess Inventory Management