



**THE DATASHEET OF
TXM 075-148**



- Very compact metal cased power supplies
- High operating temperature up to 70°C
- Low no load power consumption <0.5W
- Screw terminal block
- No internal fan
- Universal AC input
- Withstand 300 VAC surge input for 5 sec.
- Adjustable output voltage
- 3-year product warranty



The TXM 075 series of 75 Watt is a family of enclosed AC/DC power supplies designed for cost critical applications. With a low profile metal case and screw terminal block connections, they are easy to install in any equipment. There are five models of single output voltages from 5 VDC to 48 VDC. These power supplies have universal input and comply with European EMC standards and the Low Voltage Directive (LVD).

Models				
Order Code	Output Power (max.)	Output Voltage (adjustable)	Output Current (max.)	Efficiency (typ.)
TXM 075-105	60 Watt	5 VDC	12.0 A	80 %
TXM 075-112	75 Watt	12 VDC	6.0 A	85 %
TXM 075-115		15 VDC	5.0 A	86 %
TXM 075-124		24 VDC	3.2 A	88 %
TXM 075-148		48 VDC	1.6 A	89 %

Input Specifications

Input voltage range	– AC range (universal input) – DC range	90 – 264 VAC (47 – 63 Hz) 127 – 370 VDC
Input current at full load		2.5 A max.
Surge voltage (5 s max.)		300 VAC
Inrush current	– at 115 VAC – at 230 VAC	20 A max. 40 A max.
Zero load power consumption		0.5 W max. (acc. ErP directive)
Leakage current	– Input to Output – Input to PE	0.25 mA max. 0.75 mA max.

Output Specifications

Voltage set accuracy		±3 % max.
Voltage adjustment range		–5 % to +10 %
Regulation	– Input variation (Vin min. to Vin max.) – Load variation (0 - 100%)	0.5 % max. 2.0 % max.
Minimum load		not required
Temperature coefficient		±0.03 %/K max.
Hold-up time	– at 115 VAC – at 230 VAC	20 ms min. 50 ms min.
Start-up time	– at 115 VAC – at 230 VAC	2.0 s max. 1.5 s max.
Startup overshoot voltage		5 % max.
Ripple and noise (20 MHz Bandwidth)	5 Vout model: 12 Vout model: 15 Vout model: 24 & 48 Vout model:	80 mVp-p max. (w. cap. 0.1µF // 10µF) 120 mVp-p max. 150 mVp-p max. 200 mVp-p max.
Output current limitation		105 – 150 % of Iout
Short circuit protection		continuous, automatic recovery (hiccup current)
Over voltage protection		105 – 150 % of Vout (constant voltage)

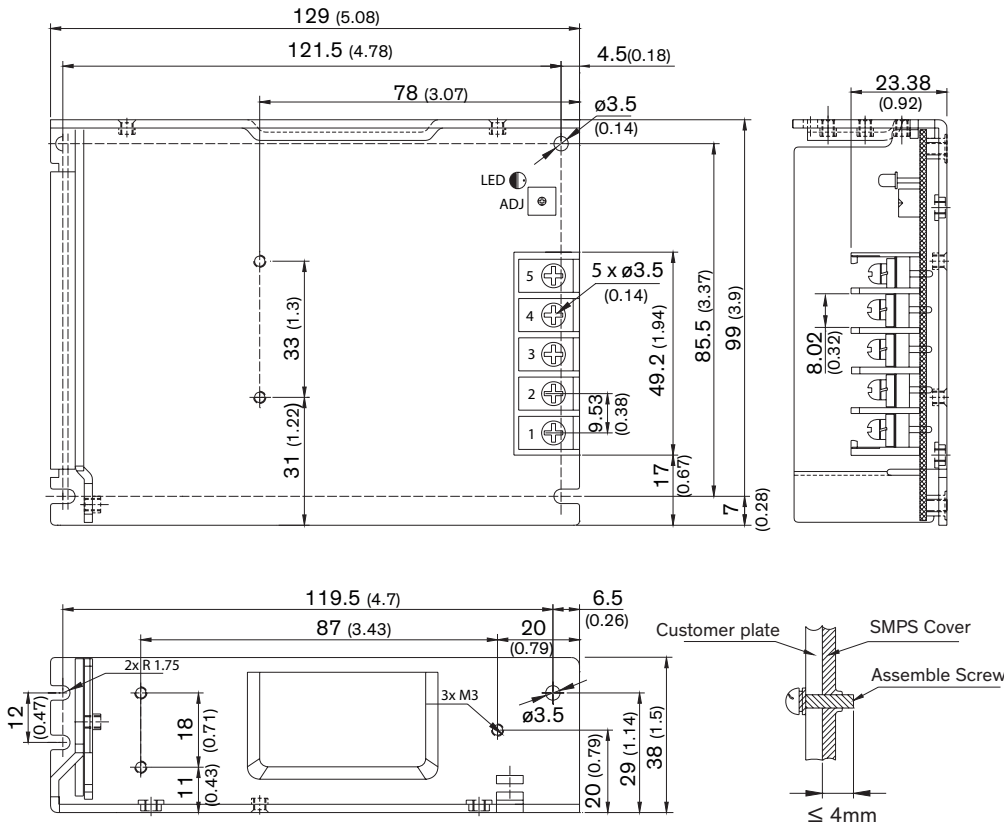
All specifications valid at nominal input voltage, full load and +25°C after warm-up time unless otherwise stated.

General Specifications

Temperature ranges	<ul style="list-style-type: none"> – Operating – Storage 	–25°C to +70°C (with derating) –40°C to +85°C
Humidity (non condensing)	<ul style="list-style-type: none"> – Operating – Storage 	20 – 90 % rel. H 10 – 95 % rel. H
Derating		1.5 %/K above 50°C
Altitude during operation		5000 m max.
Isolation voltage	<ul style="list-style-type: none"> – Input to output (60 s) – Input to case (60 s) – Output to case (60 s) 	3000 VAC 1500 VAC 500 VAC
Isolation resistance		100 MOhm min.
Reliability	– Calculated MTBF at +25°C acc. to MIL-HDBK-217F	200'000 h
Protection class		class I
EMC emissions	<ul style="list-style-type: none"> – Conducted and radiated input emission – Harmonic current emissions – Flicker 	EN 55032, class B EN 61000-3-2 EN 61000-3-3
EMC immunity	<ul style="list-style-type: none"> – Electrostatic discharge (ESD) – Radiated immunity – Fast transiente – Surge – Conducted immunity – Magnetic field immunity – Voltage dips and interruptions 	EN 55024 EN 61000-4-2, ±4 kV air, ±8 kV contact perf. criteria B EN 61000-4-3, 10 V/m perf. criteria A EN 61000-4-4, ±2 kV perf. criteria B EN 61000-4-5, ±1 kV line to line, ±2kV line to ground, perf. criteria B EN 61000-4-6, 10 Vrms perf. criteria A EN 61000-4-8, 3 A/m perf. criteria A EN 61000-4-11
Safety standards and certification	<ul style="list-style-type: none"> – Certification documents 	IEC/EN/UL 60950-1 2nd edition www.tracopower.com/overview/txm075
Environmental compliance	<ul style="list-style-type: none"> – Reach – RoHS 	www.tracopower.com/info/reach-declaration.pdf RoHS directive 2011/65/EU
Connection		Screw terminal

All specifications valid at nominal input voltage, full load and +25°C after warm-up time unless otherwise stated.

Dimension





Pin-Out	
Pin	Function
1	AC (N)
2	AC (L)
3	PE
4	- Vout
5	+ Vout

Weight: 380 g (13.40 oz)

Dimensions in mm, () = inch
Outside dimension tolerance: $\pm 1.0\text{ mm}$

Looking for pricing, stock, or lifecycle information?

Click below to explore more details on WIN SOURCE:

-  [View TXM 075-148 on WIN SOURCE](#)
-  [Traco Power Information](#)

Optimize Your Supply Chain with WIN SOURCE Solutions

-  Global Sourcing Solution
-  Obsolete Management
-  Cost Control Management
-  Shortage Management
-  Alternative Solution
-  Excess Inventory Management