



**THE DATASHEET OF
TXM 025-115**



- Very compact metal cased power supplies
- High operating temperature up to 70°C
- Low no load power consumption <0.5W
- Screw terminal block
- No internal fan
- Universal AC input
- Withstand 300 VAC surge input for 5 sec.
- Adjustable output voltage
- 3-year product warranty



The TXM 025 series of 25 Watt is a family of enclosed AC/DC power supplies designed for cost critical applications. With a low profile metal case and screw terminal block connections, they are easy to install in any equipment. There are five models of single output voltages from 3.3 VDC to 24 VDC. These power supplies have universal input and comply with European EMC standards and the Low Voltage Directive (LVD).

Models				
Order Code	Output Power (max.)	Output Voltage (adjustable)	Output Current (max.)	Efficiency (typ.)
TXM 025-103	25 Watt	3.3 VDC	6.0 A	71 %
TXM 025-105		5 VDC	5.0 A	77 %
TXM 025-112		12 VDC	2.1 A	82 %
TXM 025-115		15 VDC	1.7 A	83 %
TXM 025-124		24 VDC	1.1 A	84 %

Input Specifications

Input voltage range	– AC range (universal input) – DC range	90 – 264 VAC (47 – 63 Hz) 127 – 370 VDC
Input current at full load		0.7 A max.
Surge voltage (5 s max.)		300 VAC
Inrush current	– at 115 VAC – at 230 VAC	20 A max. 40 A max.
Zero load power consumption		0.5 W max.
Leakage current	– Input to Output – Input to PE	0.25 mA max. 3.50 mA max.

Output Specifications

Voltage set accuracy		±2 % max.
Voltage adjustment range		±5 %
Regulation	– Input variation (Vin min. to Vin max.) – Load variation (0 to 100%)	1.0 % max. 2.0 % max.
Minimum load		not required
Temperature coefficient		±0.03 %/K max.
Hold-up time	– at 115 VAC – at 230 VAC	10 ms min. 20 ms min.
Start-up time	– at 115 VAC – at 230 VAC	1 s max. 2 s max.
Startup overshoot voltage		5 % max.
Ripple and noise (20 MHz Bandwidth)	3.3 Vout model: 5 Vout model: 12 Vout model: 15 Vout model: 24 Vout model:	50 mVp-p max. 80 mVp-p max. 120 mVp-p max. 150 mVp-p max. 240 mVp-p max.
Output current limitation		105 – 150 % of Iout
Short circuit protection		continuous, automatic recovery (hiccup mode)
Over voltage protection		105 – 150 % of Vout (constant voltage)

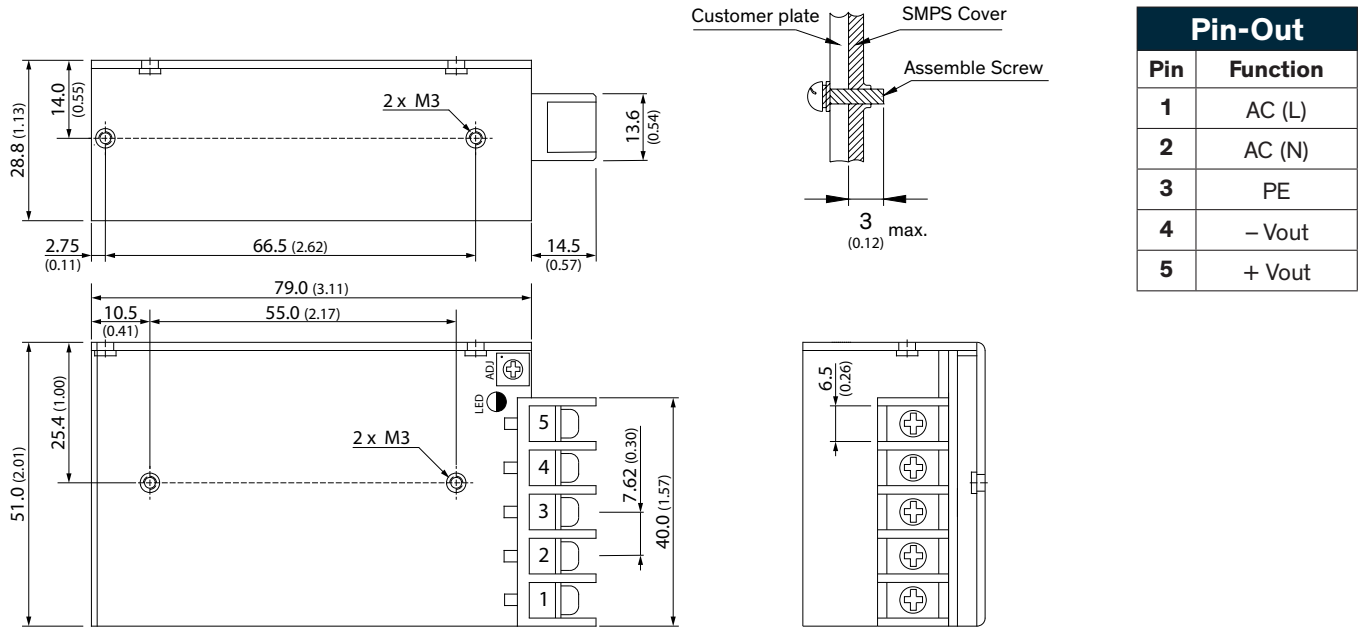
All specifications valid at nominal input voltage, full load and +25°C after warm-up time unless otherwise stated.

General Specifications

Temperature ranges	<ul style="list-style-type: none"> – Operating – Storage 	–25°C to +70°C (with derating) –40°C to +85°C
Humidity (non condensing)	<ul style="list-style-type: none"> – Operating – Storage 	20 – 90 % rel. H 10 – 95 % rel. H
Derating	3.3 Vout model: other output models:	1.3 %/K above 40°C 2.0 %/K above 50°C
Altitude during operation		2000 m max.
Isolation voltage	<ul style="list-style-type: none"> – Input to output (60 s) – Input to case (60 s) – Output to case (60 s) 	3000 VAC 1500 VAC 500 VAC
Isolation resistance		100 MOhm min.
Reliability	– Calculated MTBF at +25°C acc. to MIL-HDBK-217F	200'000 h
Protection class		class I
EMC emissions	<ul style="list-style-type: none"> – Conducted and radiated input emission – Flicker 	EN 55032, class B EN 61000-3-3
EMC immunity	<ul style="list-style-type: none"> – Electrostatic discharge (ESD) – Radiated immunity – Fast transiente – Surge – Conducted immunity – Magnetic field immunity – Voltage dips and interruptions 	EN 55024 EN 61000-4-2, ±4 kV air, ±8 kV contact perf. criteria A EN 61000-4-3, 3 V/m perf. criteria A EN 61000-4-4, ±1 kV perf. criteria A EN 61000-4-5, ±1 kV line to line, ±2kV line to ground, perf. criteria A EN 61000-4-6, 3 Vrms perf. criteria A EN 61000-4-8, 3 A/m perf. criteria A EN 61000-4-11
Safety standards and certification	– Certification documents	IEC/EN/UL 60950-1 www.tracopower.com/overview/txm025
Environmental compliance	<ul style="list-style-type: none"> – Reach – RoHS 	www.tracopower.com/info/reach-declaration.pdf RoHS directive 2011/65/EU
Connection		Screw terminal

All specifications valid at nominal input voltage, full load and +25°C after warm-up time unless otherwise stated.

Dimension





Weight: 175 g (6.17 oz)

Dimensions in mm (inch)
 Outside dimension tolerance: ± 1.0 mm (± 0.04)

Looking for pricing, stock, or lifecycle information?

Click below to explore more details on WIN SOURCE:

-  [View TXM 025-115 on WIN SOURCE](#)
-  [Traco Power Information](#)

Optimize Your Supply Chain with WIN SOURCE Solutions

-  Global Sourcing Solution
-  Obsolete Management
-  Cost Control Management
-  Shortage Management
-  Alternative Solution
-  Excess Inventory Management