


Silicon NPN Phototransistor



FEATURES

- Package type: leaded
- Package form: T-1
- Dimensions (in mm): \varnothing 3
- High photo sensitivity
- High radiant sensitivity
- Suitable for visible and near infrared radiation
- Fast response times
- Angle of half sensitivity: $\varphi = \pm 25^\circ$
- Material categorization: for definitions of compliance please see www.vishay.com/doc?99912



DESCRIPTION

BPW85 is a silicon NPN phototransistor with high radiant sensitivity in clear, T-1 plastic package. It is sensitive to visible and near infrared radiation.

APPLICATIONS

- Detector in electronic control and drive circuits

PRODUCT SUMMARY

| COMPONENT | I_{ca} (mA) | φ (deg) | $\lambda_{0.1}$ (nm) |
|-----------|---------------|-----------------|----------------------|
| BPW85 | 0.8 to 8 | ± 25 | 450 to 1080 |
| BPW85A | 0.8 to 2.5 | ± 25 | 450 to 1080 |
| BPW85B | 1.5 to 4 | ± 25 | 450 to 1080 |
| BPW85C | 3 to 8 | ± 25 | 450 to 1080 |

Note

- Test condition see table “Basic Characteristics”

ORDERING INFORMATION

| ORDERING CODE | PACKAGING | REMARKS | PACKAGE FORM |
|---------------|-----------|------------------------------|--------------|
| BPW85 | Bulk | MOQ: 5000 pcs, 5000 pcs/bulk | T-1 |
| BPW85A | Bulk | MOQ: 5000 pcs, 5000 pcs/bulk | T-1 |
| BPW85B | Bulk | MOQ: 5000 pcs, 5000 pcs/bulk | T-1 |
| BPW85C | Bulk | MOQ: 5000 pcs, 5000 pcs/bulk | T-1 |

Note

- MOQ: minimum order quantity

ABSOLUTE MAXIMUM RATINGS ($T_{amb} = 25^\circ\text{C}$, unless otherwise specified)

| PARAMETER | TEST CONDITION | SYMBOL | VALUE | UNIT |
|-------------------------------------|---|------------|-------------|------------------|
| Collector emitter voltage | | V_{CEO} | 70 | V |
| Emitter collector voltage | | V_{ECO} | 5 | V |
| Collector current | | I_C | 50 | mA |
| Collector peak current | $t_p/T = 0.5, t_p \leq 10$ ms | I_{CM} | 100 | mA |
| Power dissipation | $T_{amb} \leq 55^\circ\text{C}$ | P_V | 100 | mW |
| Junction temperature | | T_j | 100 | $^\circ\text{C}$ |
| Operating temperature range | | T_{amb} | -40 to +100 | $^\circ\text{C}$ |
| Storage temperature range | | T_{stg} | -40 to +100 | $^\circ\text{C}$ |
| Soldering temperature | $t \leq 3$ s, 2 mm from case | T_{sd} | 260 | $^\circ\text{C}$ |
| Thermal resistance junction/ambient | Connected with Cu wire \varnothing 0.14 mm ² | R_{thJA} | 450 | K/W |

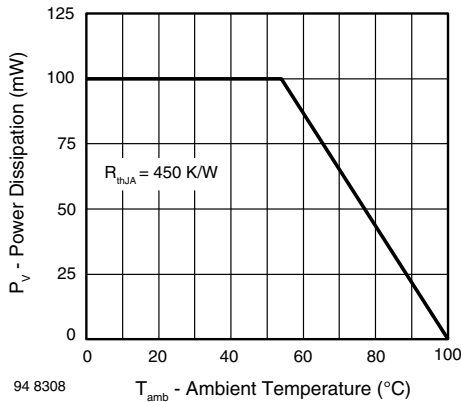


Fig. 1 - Power Dissipation Limit vs. Ambient Temperature

| BASIC CHARACTERISTICS ($T_{amb} = 25\text{ }^{\circ}\text{C}$, unless otherwise specified) | | | | | | |
|---|--|-----------------|------|-------------|------|---------------|
| PARAMETER | TEST CONDITION | SYMBOL | MIN. | TYP. | MAX. | UNIT |
| Collector emitter breakdown voltage | $I_C = 1\text{ mA}$ | $V_{(BR)CEO}$ | 70 | | | V |
| Collector emitter dark current | $V_{CE} = 20\text{ V}, E = 0$ | I_{CEO} | | 1 | 200 | nA |
| Collector emitter capacitance | $V_{CE} = 5\text{ V}, f = 1\text{ MHz}, E = 0$ | C_{CEO} | | 3 | | pF |
| Angle of half sensitivity | | φ | | ± 25 | | deg |
| Wavelength of peak sensitivity | | λ_p | | 850 | | nm |
| Range of spectral bandwidth | | $\lambda_{0.1}$ | | 450 to 1080 | | nm |
| Collector emitter saturation voltage | $E_e = 1\text{ mW/cm}^2, \lambda = 950\text{ nm}, I_C = 0.1\text{ mA}$ | V_{CEsat} | | | 0.3 | V |
| Turn-on time | $V_S = 5\text{ V}, I_C = 5\text{ mA}, R_L = 100\text{ }\Omega$ | t_{on} | | 2.0 | | μs |
| Turn-off time | $V_S = 5\text{ V}, I_C = 5\text{ mA}, R_L = 100\text{ }\Omega$ | t_{off} | | 2.3 | | μs |
| Cut-off frequency | $V_S = 5\text{ V}, I_C = 5\text{ mA}, R_L = 100\text{ }\Omega$ | f_c | | 180 | | kHz |

| TYPE DEDICATED CHARACTERISTICS | | | | | | | |
|---------------------------------------|--|--------|----------|------|------|------|------|
| PARAMETER | TEST CONDITION | PART | SYMBOL | MIN. | TYP. | MAX. | UNIT |
| Collector light current | $E_e = 1\text{ mW/cm}^2, \lambda = 950\text{ nm}, V_{CE} = 5\text{ V}$ | BPW85 | I_{ca} | 0.8 | | 8.0 | mA |
| | | BPW85A | I_{ca} | 0.8 | | 2.5 | mA |
| | | BPW85B | I_{ca} | 1.5 | | 4.0 | mA |
| | | BPW85C | I_{ca} | 3.0 | | 8.0 | mA |



BASIC CHARACTERISTICS (T_{amb} = 25 °C, unless otherwise specified)

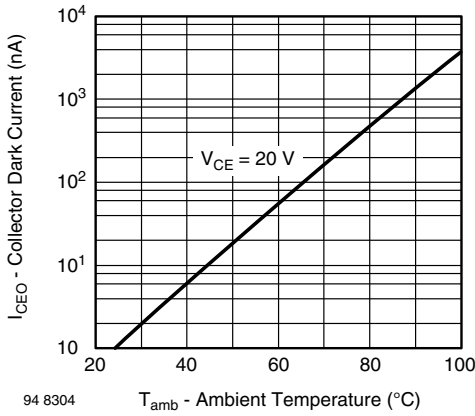


Fig. 2 - Collector Dark Current vs. Ambient Temperature

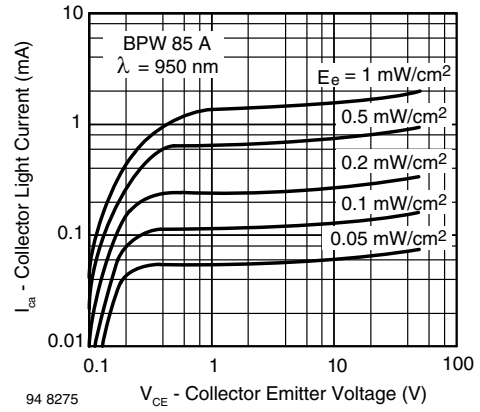


Fig. 5 - Collector Light Current vs. Collector Emitter Voltage

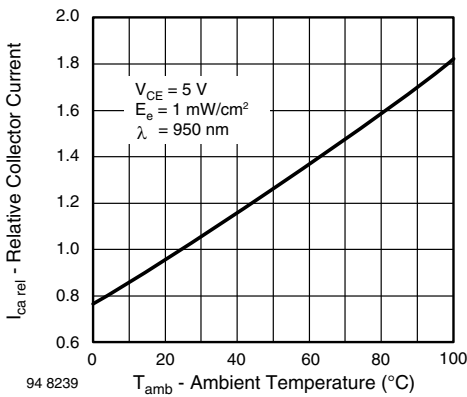


Fig. 3 - Relative Collector Current vs. Ambient Temperature

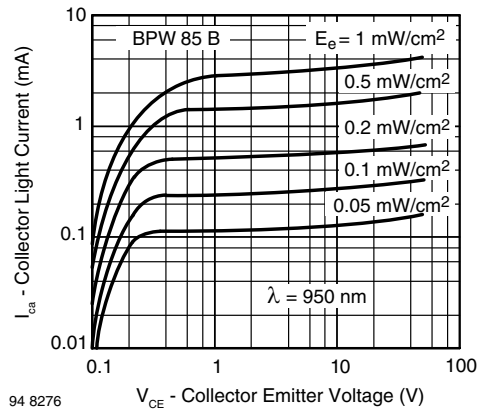


Fig. 6 - Collector Light Current vs. Collector Emitter Voltage

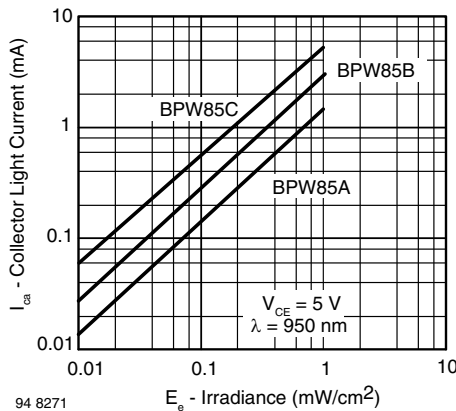


Fig. 4 - Collector Light Current vs. Irradiance

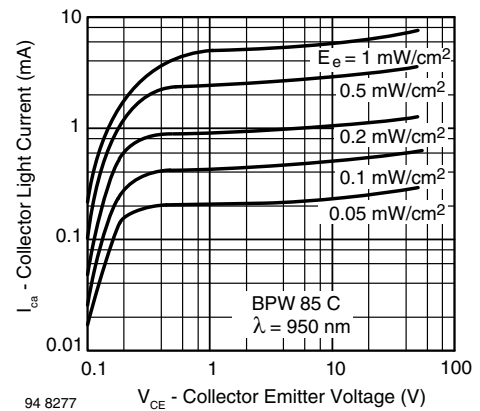


Fig. 7 - Collector Light Current vs. Collector Emitter Voltage

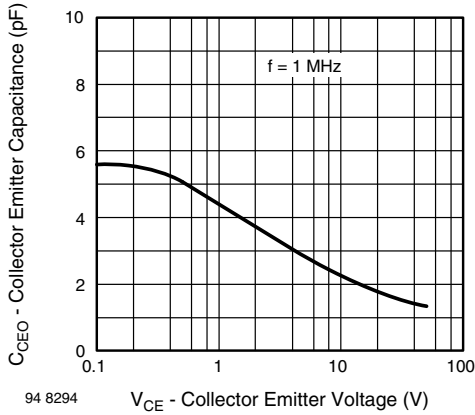


Fig. 8 - Collector Emitter Capacitance vs. Collector Emitter Voltage

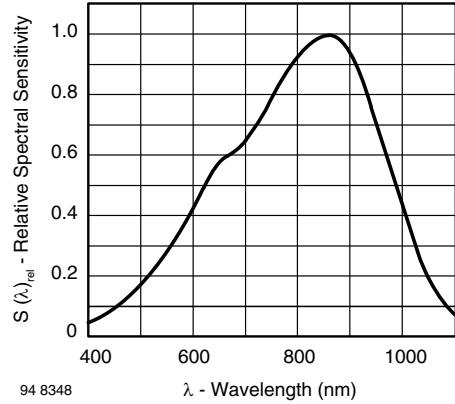


Fig. 10 - Relative Spectral Sensitivity vs. Wavelength

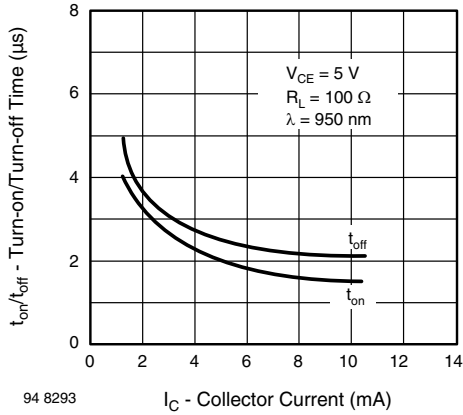


Fig. 9 - Turn-on/Turn-off Time vs. Collector Current

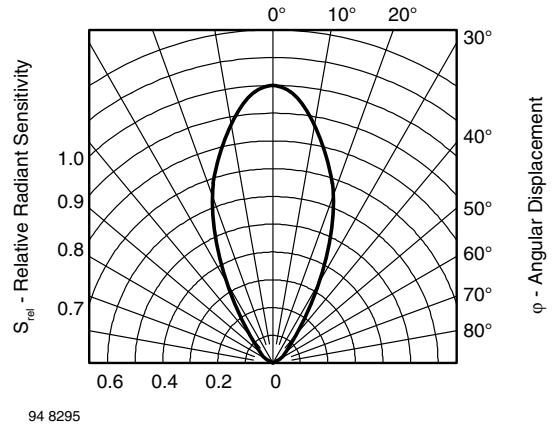
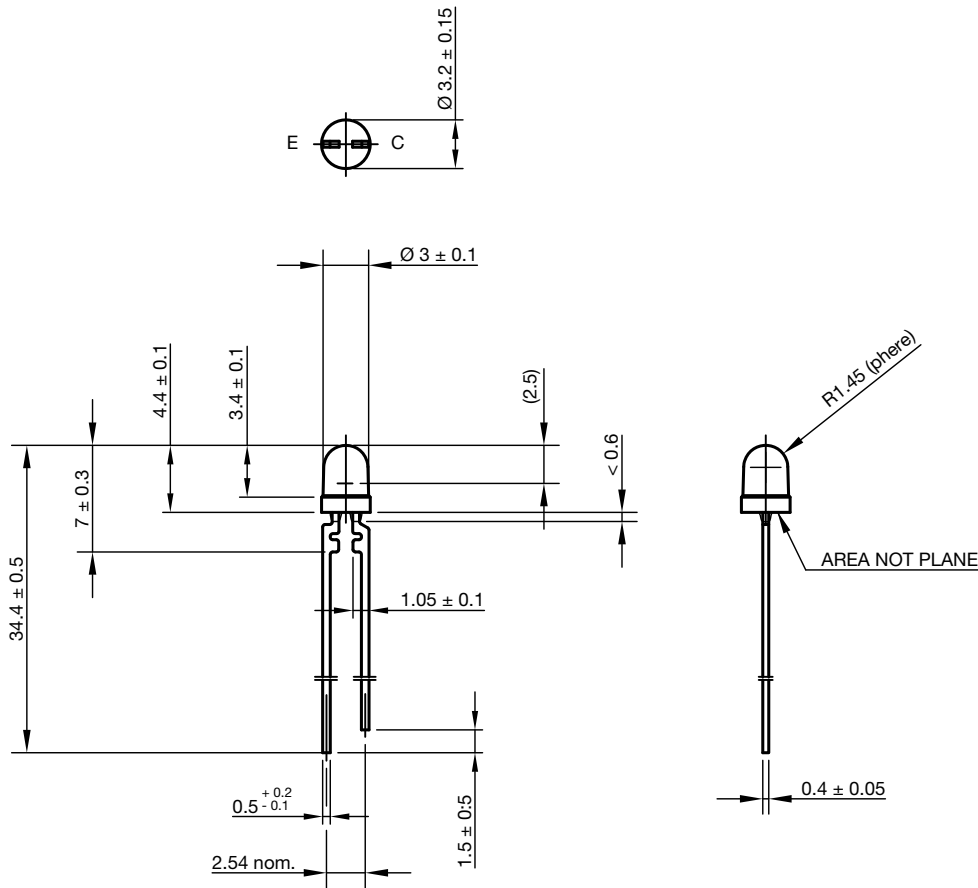


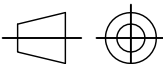
Fig. 11 - Relative Radiant Sensitivity vs. Angular Displacement



PACKAGE DIMENSIONS in millimeters



Drawing-No.: 6.544-5054.01-4
Issue: 5; 28.07.14


technical drawings
according to DIN
specifications



Disclaimer

ALL PRODUCT, PRODUCT SPECIFICATIONS AND DATA ARE SUBJECT TO CHANGE WITHOUT NOTICE TO IMPROVE RELIABILITY, FUNCTION OR DESIGN OR OTHERWISE.

Vishay Intertechnology, Inc., its affiliates, agents, and employees, and all persons acting on its or their behalf (collectively, "Vishay"), disclaim any and all liability for any errors, inaccuracies or incompleteness contained in any datasheet or in any other disclosure relating to any product.

Vishay makes no warranty, representation or guarantee regarding the suitability of the products for any particular purpose or the continuing production of any product. To the maximum extent permitted by applicable law, Vishay disclaims (i) any and all liability arising out of the application or use of any product, (ii) any and all liability, including without limitation special, consequential or incidental damages, and (iii) any and all implied warranties, including warranties of fitness for particular purpose, non-infringement and merchantability.

Statements regarding the suitability of products for certain types of applications are based on Vishay's knowledge of typical requirements that are often placed on Vishay products in generic applications. Such statements are not binding statements about the suitability of products for a particular application. It is the customer's responsibility to validate that a particular product with the properties described in the product specification is suitable for use in a particular application. Parameters provided in datasheets and / or specifications may vary in different applications and performance may vary over time. All operating parameters, including typical parameters, must be validated for each customer application by the customer's technical experts. Product specifications do not expand or otherwise modify Vishay's terms and conditions of purchase, including but not limited to the warranty expressed therein.

Hyperlinks included in this datasheet may direct users to third-party websites. These links are provided as a convenience and for informational purposes only. Inclusion of these hyperlinks does not constitute an endorsement or an approval by Vishay of any of the products, services or opinions of the corporation, organization or individual associated with the third-party website. Vishay disclaims any and all liability and bears no responsibility for the accuracy, legality or content of the third-party website or for that of subsequent links.

Except as expressly indicated in writing, Vishay products are not designed for use in medical, life-saving, or life-sustaining applications or for any other application in which the failure of the Vishay product could result in personal injury or death. Customers using or selling Vishay products not expressly indicated for use in such applications do so at their own risk. Please contact authorized Vishay personnel to obtain written terms and conditions regarding products designed for such applications.

No license, express or implied, by estoppel or otherwise, to any intellectual property rights is granted by this document or by any conduct of Vishay. Product names and markings noted herein may be trademarks of their respective owners.

Looking for pricing, stock, or lifecycle information?

Click below to explore more details on WIN SOURCE:

 [View BPW85A on WIN SOURCE](#)

 [Vishay Information](#)

Optimize Your Supply Chain with WIN SOURCE Solutions

-  Global Sourcing Solution
-  Obsolete Management
-  Cost Control Management
-  Shortage Management
-  Alternative Solution
-  Excess Inventory Management