

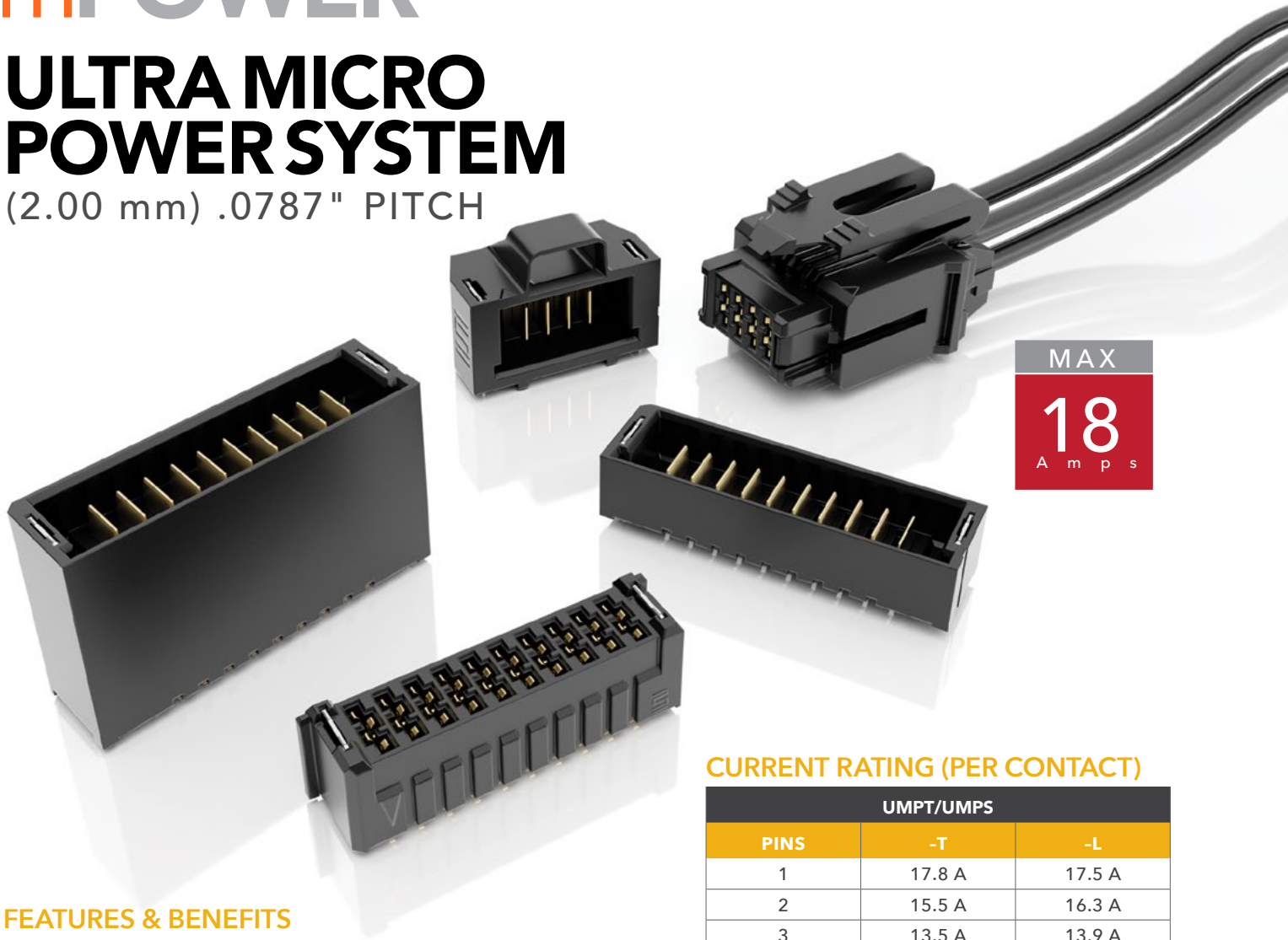


**THE DATASHEET OF
UMPS-05-05.5-G-V-S-W-TR**



ULTRA MICRO POWER SYSTEM

(2.00 mm) .0787" PITCH



MAX
18
A m p s

FEATURES & BENEFITS

- Board-to-board, cable-to-board and cable-to-cable
- Up to 18 A per blade (1 blade powered)
- Choice of 2 to 10 positions
- 5 mm to 20 mm stack heights; vertical and right-angle orientations
- Tin or 10 μ " Gold plated power blades; 30 μ " Gold plating available to meet specific regulations
- Optional weld tabs
- Mating cable assemblies with plastic top or metal side latching
- Severe Environment Testing qualified (UMPT/UMPS); aligns with MIL-DTL-55302. Visit samtec.com/set

KEY SPECIFICATIONS (UMPT/UMPS)

STACK HEIGHTS	INSULATOR MATERIAL	CONTACT MATERIAL	PLATING	OPERATING TEMP RANGE	VOLTAGE RATING	LEAD-FREE SOLDERABLE
5, 6, 7, 8, 9, 10, 11, 12, 13, 14, 15, 16, 18, 20 mm	Black LCP	Copper Alloy	Sn or Au over 50 μ " (1.27 μ m) Ni	-55 °C to +105 °C with Tin -55 °C to +125 °C with Gold	460 VAC/ 650 VDC	Yes

CURRENT RATING (PER CONTACT)

PINS	UMPT/UMPS	
	-T	-L
1	17.8 A	17.5 A
2	15.5 A	16.3 A
3	13.5 A	13.9 A
4	12.9 A	13.2 A
10	9.8 A	8.9 A

Ratings are derated 20% with 30 °C rise to maximum allowable temperature.

CREEPAGE & CLEARANCE

UMPT/UMPS	
CREEPAGE	2.20 mm
CLEARANCE	1.65 mm

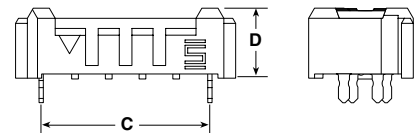
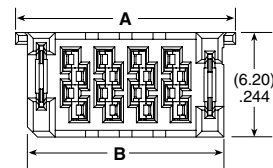
Selectively loading contacts achieves customer specific creepage and clearance requirements.

MAX
18
A m p s

ULTRA MICRO POWER SOCKET

UMPS	NO. OF POSITIONS	LEAD STYLE	PLATING OPTION	V	S	OPTION	"X"R
	-02, -03, -04, -05, -06, -07, -08, -09, -10	-03.5 = (03.5 mm) .138" -05.5 = (05.5 mm) .217" -07.5 = (07.5 mm) .295"	-L = 10 μ" (0.25 μm) Gold on contact, Matte Tin on tail -S = 30 μ" (0.76 μm) Gold on contact, Matte Tin on tail -T = Matte Tin			-W = Weld Tab Through-hole (Leave blank for no weld tab)	-TR = Tape & Reel -FR = Full Reel Tape & Reel (must order max. quantity per reel; contact Samtec for quantity breaks)

UMPS
Board Mates:
UMPT
Standoffs:
GPSO



UMPS-04-03.5-X-V-S-W SHOWN

NO. OF POSITIONS	A	B	C
-02	(9.05) .356	(7.65) .301	(6.00) .236
-03	(11.05) .435	(9.65) .380	(8.00) .315
-04	(13.05) .514	(11.65) .459	(10.00) .394
-05	(15.05) .593	(13.65) .537	(12.00) .472
-06	(17.05) .671	(15.65) .616	(14.00) .551
-07	(19.05) .750	(17.65) .695	(16.00) .630
-08	(21.05) .829	(19.65) .774	(18.00) .709
-09	(23.05) .907	(21.65) .852	(20.00) .787
-10	(25.05) .986	(23.65) .931	(22.00) .866

LEAD STYLE	D
-03.5	(4.15) .163
-05.5	(6.15) .242
-07.5	(8.15) .321

UMPT LEAD STYLE	MATED HEIGHT		
	UMPS LEAD STYLE		
	-03.5	-05.5	-07.5
-01.5	(5.00) .197	(7.00) .276	(9.00) .354
-02.5	(6.00) .236	(8.00) .315	(10.00) .394
-06.5	(10.00) .394	(12.00) .472	(14.00) .551
-07.5	(11.00) .433	(13.00) .512	(15.00) .591
-12.5	(16.00) .630	(18.00) .709	(20.00) .787

UMPT/UMPS CURRENT RATING (PER CONTACT)

PINS	-T	-L
1	17.8 A	17.5 A
2	15.5 A	16.3 A
3	13.5 A	13.9 A
4	12.9 A	13.2 A
10	9.8 A	8.9 A

Ratings are derated 20% with 30 °C rise to maximum allowable temperature.



Notes:
Severe Environment
Testing qualified; aligns
with MIL-DTL-55302.
Visit samtec.com/set

Some lengths, styles and
options are non-standard,
non-returnable

View complete specifications at: samtec.com?UMPS

Looking for pricing, stock, or lifecycle information?

Click below to explore more details on WIN SOURCE:

-  [View UMPS-05-05.5-G-V-S-W-TR on WIN SOURCE](#)
-  [Samtec Inc. Information](#)

Optimize Your Supply Chain with WIN SOURCE Solutions

-  Global Sourcing Solution
-  Obsolete Management
-  Cost Control Management
-  Shortage Management
-  Alternative Solution
-  Excess Inventory Management