



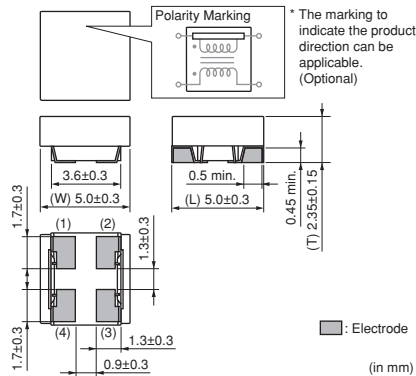
**THE DATASHEET OF
DLW5BTN102SQ2L**



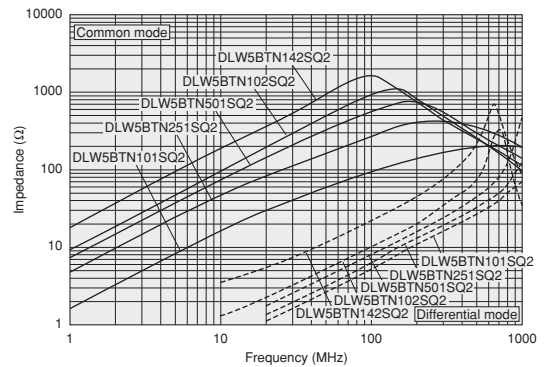
Common Mode Choke Coil Wire Wound Type for Large Current

DLW5BT Series (2020 Size)

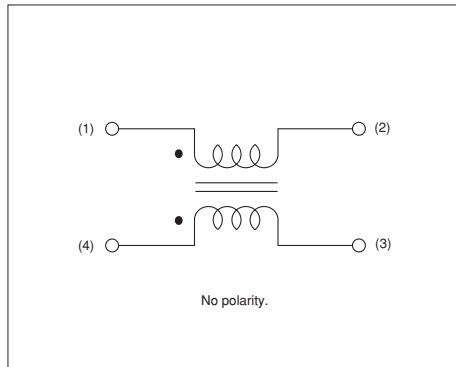
■ Dimensions



■ Impedance-Frequency Characteristics (Main Items)



■ Equivalent Circuit



■ Packaging

Code	Packaging	Minimum Quantity
L	180mm Embossed Tape	700
K	330mm Embossed Tape	2500
B	Bulk(Bag)	100

■ Rated Value (□: packaging code)

Part Number	Common Mode Impedance (at 100MHz/20°C)	Rated Current	Rated Voltage	Insulation Resistance (min.)	Withstand Voltage	DC Resistance	Operating Temperature Range
DLW5BTN101SQ2□	100ohm (Typ.)	6000mA	50Vdc	10M ohm	125Vdc	0.009ohm±40%	-40 to +85°C
DLW5BTN251SQ2□	250ohm (Typ.)	5000mA	50Vdc	10M ohm	125Vdc	0.014ohm±40%	-40 to +85°C
DLW5BTN501SQ2□	500ohm (Typ.)	4000mA	50Vdc	10M ohm	125Vdc	0.019ohm±40%	-40 to +85°C
DLW5BTN102SQ2□	1000ohm (Typ.)	2000mA	50Vdc	10M ohm	125Vdc	0.024ohm±40%	-40 to +85°C
DLW5BTN142SQ2□	1400ohm (Typ.)	1500mA	50Vdc	10M ohm	125Vdc	0.040ohm±40%	-40 to +85°C


Number of Circuit: 1

Continued on the following page.

● This data sheet is applied for CHIP COMMON MODE CHOKE COIL used for General Electronics equipment for your design.

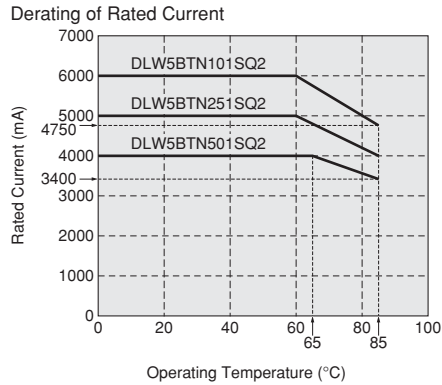
⚠ Note:

1. This datasheet is downloaded from the website of Murata Manufacturing co., Ltd. Therefore, it's specifications are subject to change or our products in it may be discontinued without advance notice. Please check with our sales representatives or product engineers before ordering.
2. This datasheet has only typical specifications because there is no space for detailed specifications. Therefore, please approve our product specifications or transact the approval sheet for product specifications before ordering.

 Continued from the preceding page.

Derating of Rated Current

In operating temperature exceeding +60°C, derating of current is necessary for the following part name of DLW5BT series. Please apply the derating curve shown in chart according to the operating temperature.



Caution/Notice

Caution (Rating)

Do not use products beyond the rated current and rated voltage as this may create excessive heat and deteriorate the insulation resistance.

Notice

Solderability of Tin plating termination chip might be deteriorated when low temperature soldering profile where peak solder temperature is below the Tin melting point is used. Please confirm the solderability of Tin plating termination chip before use.

● This data sheet is applied for CHIP COMMON MODE CHOKE COIL used for General Electronics equipment for your design.

Note:

1. This datasheet is downloaded from the website of Murata Manufacturing co., ltd. Therefore, it's specifications are subject to change or our products in it may be discontinued without advance notice. Please check with our sales representatives or product engineers before ordering.
2. This datasheet has only typical specifications because there is no space for detailed specifications. Therefore, please approve our product specifications or transact the approval sheet for product specifications before ordering.

Looking for pricing, stock, or lifecycle information?

Click below to explore more details on WIN SOURCE:

- ⊖ [View DLW5BTN102SQ2L on WIN SOURCE](#)
- ⊖ [Murata Electronics North America Information](#)

Optimize Your Supply Chain with WIN SOURCE Solutions

- ✓ Global Sourcing Solution
- ✓ Obsolete Management
- ✓ Cost Control Management
- ✓ Shortage Management
- ✓ Alternative Solution
- ✓ Excess Inventory Management