



**THE DATASHEET OF
ZX360D-B-10P(30)**



APPLICABLE STANDARD		USB3.0 SPECIFICATION AND MICRO-USB CABLE AND CONNECTORS SPECIFICATION.				
RATING	OPERATING TEMPERATURE RANGE	-30°C TO +85°C	STORAGE TEMPERATURE RANGE	-30°C TO +60°C		
	VOLTAGE	30V AC	CURRENT	SIGNAL ONLY	1.0 A/pin	
				POWER APPLY	1.8 A/pin (PIN No.1,No.5)	
					0.5 A/pin (PIN No.2-No.4.)	
SPECIFICATIONS						
ITEM	TEST METHOD		REQUIREMENTS		QT	AT
CONSTRUCTION						
GENERAL EXAMINATION	VISUALLY AND BY MEASURING INSTRUMENT.		ACCORDING TO DRAWING.		X	X
MARKING	CONFIRMED VISUALLY.				X	X
ELECTRIC CHARACTERISTICS						
CONTACT RESISTANCE	100 mA (DC OR 1000 Hz).		30 mΩ MAX.		X	X
INSULATION RESISTANCE	500 V DC.		1000 MΩ MIN.		X	X
VOLTAGE PROOF	100 V AC FOR 1 min.		NO FLASHOVER OR BREAKDOWN.		X	X
CAPACITANCE	MEASURE ADJACENT TWO CONTACTS AT 1000 ± 10 Hz AC VOLTAGE.		2 pF MAX.		X	-
MECHANICAL CHARACTERISTICS						
INSERTION AND WITHDRAWAL FORCES	A MAXIMUM RATE OF 12.5 mm/min MEASURED BY APPLICABLE CONNECTOR		INSERTION FORCE 35 N MAX. WITHDRAWAL FORCE 10 N MIN.(INITIAL)		X	-
MECHANICAL OPERATION	10000 TIMES INSERTIONS AND EXTRACTIONS. MATING SPEED - MECHANICALLY OPERATED : 500 CYCLES / h or - MANUALLY OPERATED : 200 CYCLES / h		1) CONTACT RESISTANCE: NO INCREASE OF MORE THAN 10 mΩ FROM INITIAL VALUE. 2) INSERTION FORCE 35 N MAX. WITHDRAWAL FORCE 8 N MIN. 3) NO DAMAGE, CRACK AND LOOSENESS OF PARTS.		X	-
VIBRATION	FREQUENCY 10 TO 55 Hz SINGLE AMPLITUDE 0.75 mm, AT 2h (6 HOURS IN TOTAL) FOR 3 AXIAL DIRECTIONS.		1) NO ELECTRICAL DISCONTINUITY OF 1μs. 2) NO DAMAGE, CRACK AND LOOSENESS OF PARTS.		X	-
RANDOM VIBRATION	FREQUENCY 50 TO 2000 Hz AT 15 min (45 MINUTES IN TOTAL) FOR 3 AXIAL DIRECTIONS.				X	-
SHOCK	490 m/s ² DIRECTIONS OF PULSE 11 ms AT 3 TIMES FOR 6 DIRECTIONS. (18 TIMES.)				X	-
ENVIRONMENTAL CHARACTERISTICS						
THERMAL SHOCK	TEMP -55 →+15 TO +35→+85→+15 TO+ 35 °C TIME 30 → 2 TO 3 → 30→ 2 TO 3 min. UNDER 10 CYCLES. (MATING APPLICABLE CONNECTOR)		1) CONTACT RESISTANCE: 70 mΩ MAX. 2) INSULATION RESISTANCE: 100 MΩ MIN. 3) NO DAMAGE, CRACK AND LOOSENESS OF PARTS.		X	-
HUMIDITY LIFE	TEMPERATURE -10~65 °C, HUMIDITY 90 TO 98 %, UNDER 7 CYCLES (168 h) (MATING APPLICABLE CONNECTOR)		NO DAMAGE, CRACK AND LOOSENESS OF PARTS.		X	-
DRY HEAT	EXPOSED AT 85 ± 2 +25 °C, 96 h. (MATING APPLICABLE CONNECTOR)		NO DAMAGE, CRACK AND LOOSENESS OF PARTS.		X	-
COLD	EXPOSED AT -40 ± 2 +25 °C, 96 h. (MATING APPLICABLE CONNECTOR)		NO DAMAGE, CRACK AND LOOSENESS OF PARTS.		X	-
CORROSION SALT MIST	EXPOSED AT 5 % SALT WATER, 35 °C, FOR 48h. (LEFT UNDER UNMATED CONDITION.)		NO HEAVY CORROSION.		X	-
RESISTANCE TO SOLDERING HEAT	A PROFILE IS SHOWN IN FIG-1, UNDR 2 CYCLES.		NO DEFORMATION OR SIGNIFICANT LOOSENESS OF CONTACTS.		X	-
COUNT	DESCRIPTION OF REVISIONS	DESIGNED	CHECKED	DATE		
△						
REMARK			APPROVED	NM. NISHIMATSU	15. 10. 27	
HIROSE will not guarantee the performance on these specifications in case this product will be mated with the others which is not HIROSE's. Unless otherwise specified, refer to USB3.0, EIA364 or IEC 60512.			CHECKED	KN. ICHIKAWA	15. 10. 27	
			DESIGNED	TS. ITO	15. 10. 27	
			DRAWN	AK. AKIYAMA	15. 10. 27	
			Note QT:Qualification Test AT:Assurance Test X:Applicable Test			DRAWING NO.
HRS	SPECIFICATION SHEET		PART NO.	ZX360D-B-10P (30)		
	HIROSE ELECTRIC CO., LTD.		CODE NO.	CL242-0500-1-30	△	1/2

Jun.1.2024 Copyright 2024 HIROSE ELECTRIC CO., LTD. All Rights Reserved.
 In case of consideration for using Automotive equipment / device which demand high reliability, kindly contact our sales window correspondents.

SPECIFICATIONS

ITEM	TEST METHOD	REQUIREMENTS	QT	AT
------	-------------	--------------	----	----

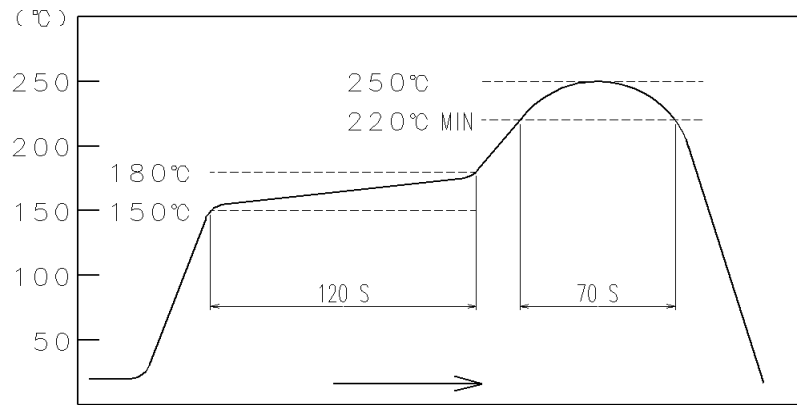


FIG - 1 RESISTANCE TO SOLDERING HEAT
 (TEMPERATURE AT TOP SURFACE OF CONNECTOR)

RECOMMENDED PROFILE REFERS TO FIG - 2.
(TEMPERATURE AT SMT LEADS)

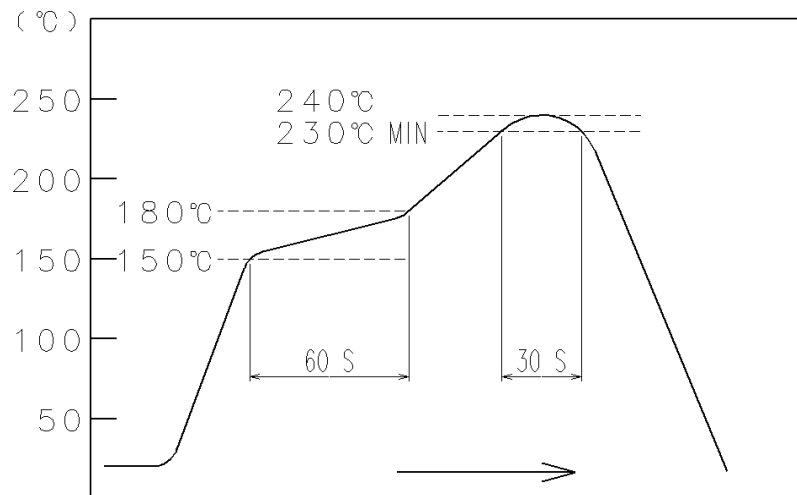




FIG - 2 RECOMMENDED REFLOW PROFILE TEMPERATURE

Note QT:Qualification Test AT:Assurance Test X:Applicable Test		DRAWING NO. ELC-127028-30-00	
HRS	SPECIFICATION SHEET		PART NO. ZX360D-B-10P (30)
	HIROSE ELECTRIC CO., LTD.		CODE NO CL242-0500-1-30
			△ 2/2

Looking for pricing, stock, or lifecycle information?

Click below to explore more details on WIN SOURCE:

-  [View ZX360D-B-10P\(30\) on WIN SOURCE](#)
-  [Hirose Electric Co Ltd Information](#)

Optimize Your Supply Chain with WIN SOURCE Solutions

-  Global Sourcing Solution
-  Obsolete Management
-  Cost Control Management
-  Shortage Management
-  Alternative Solution
-  Excess Inventory Management