




**THE DATASHEET OF  
ECP225PS12**



## ECP Series



GREEN XP POWER

- Low 1" Profile with 2.5" x 5" Footprint
- 150/225 W Convection/ Forced-cooled
- High Efficiency – up to 95%
- Medical & ITE Approvals
- Built-in Fan Supply
- <0.5 W No Load Input Power
- 3 Year Warranty

## Specification

## Input

Input Voltage	• 85-264 VAC, Derate from 100% at 90 VAC to 90% at 85 VAC
Input Frequency	• 47-63 Hz
Input Current	• 2.2 A typical at 115 VAC, 1.1 A typical at 230 VAC
Inrush Current	• 120 A max at 230 VAC, cold start at 25 °C
Power Factor	• >0.95 at full load
Earth Leakage Current	• <230 µA at 264 VAC, 60 Hz
No Load Input Power	• <0.5 W
Input Protection	• Internal T3.15A/250VAC fitted in line and neutral

## Output

Output Voltage	• See tables
Output Voltage Trim	• ±5%
Initial Set Accuracy	• ±1% at 50 % load
Minimum Load	• No minimum load requirement
Start Up Delay	• 2 s max
Start Up Rise Time	• 55 ms typical
Hold Up Time	• 10 ms minimum at full load and 115 VAC 20 ms typical at 150 W, 13 ms typical at 225 W
Line Regulation	• ±0.5% max
Load Regulation	• ±0.5% max
Transient Response	• 4% maximum deviation, recovering to less than 1% within 500 µs for 25% step load
Ripple & Noise	• 1% max pk-pk, 20 MHz bandwidth, (see note 2)
Overvoltage Protection	• 110% - 140% of nominal voltage on main output. Recycle mains to reset.
Overload Protection	• 110-170%
Short Circuit Protection	• Trip and restart (hiccup)
Thermal Protection	• Measured internally. Auto resetting.
Temperature Coefficient	• 0.02%/°C
Fan Supply	• 12 V at 500 mA

## General

Efficiency	• See table
Isolation	• 4000 VAC Input to Output 1500 VAC Input to Ground 1500 VAC Output to Ground
Protection Level	• Primary to Secondary: 2 MOPP Primary to Earth: 1 MOPP Secondary to Earth: 1 MOPP
Power Density	• 12/18 W/in <sup>3</sup> convection/forced-cooled,
Switching Frequency	• PFC: 70-130 KHz, PWM: 50-80 KHz
MTBF	• >300 kHrs to MIL-HDBK-217F at 25 °C, GB

## Environmental

Operating Temperature	• -20 °C to +70 °C derate from 100% load at 50 °C to 50% load at 70 °C
Cooling	• Convection cooled: 150 W Forced cooled: 225 W with 10 CFM
Operating Humidity	• 5% to 90% RH, non condensing
Operating Altitude	• 5000 m
Storage Temperature	• -40 °C to +85 °C
Shock	• IEC68-2-27, 30 g, 11 ms half sine, 3 times in each of 6 axes
Vibration	• IEC68-2-6, 10-500 Hz, 2 g 10 mins / sweep. 60 mins for each of 3 axes

## EMC &amp; Safety

Emissions	• EN55032/11, Level B conducted & Level A radiated, Level B radiated with external core, see note 5.
Harmonic Currents	• EN61000-3-2 Class A EN61000-3-2 Class C for load >145 W
Voltage Flicker	• EN61000-3-3
ESD Immunity	• EN61000-4-2, ±8 kV air, ±4 kV contact, Perf Criteria A
Radiated Immunity	• EN61000-4-3, 3 V/m, Perf Criteria A
EFT/Burst	• EN61000-4-4, level 3, Perf Criteria A
Surge	• EN61000-4-5, installation class 3, Perf Criteria A
Conducted Immunity	• EN61000-4-6, 3 V, Perf Criteria A
Dips & Interruptions	• EN55035, 100% 10 ms, 30%, 500 ms, 100%, 5000 ms Perf Criteria A, A, B for high line, A, B, B for low line at full load, EN60601-1-2, 30% 500 ms, 60% 100 ms, 100% 10 ms, 100% 5000 ms, Perf Criteria A, A, A, B for high line, A, B, A, B for low line at full load
Safety Approvals	• UL62368-1, IEC62368-1, EN62368-1, ANSI/AAMI ES 60601-1, IEC60601-1, EN60601-1, CE & UKCA meets all applicable directives & legislation.

**Models and Ratings**

Output Voltage	Output Current		Ripple and Noise pk-pk <sup>(2)</sup>	Fan Output	Efficiency <sup>(3)</sup>	Model Number <sup>(4)</sup>
	Convection-cooled	Forced-cooled <sup>(1)</sup>				
12.0 V	12.50 A	18.75 A	120 mV	12 V/0.5 A	93%	ECP225PS12
15.0 V	10.00 A	15.00 A	150 mV	12 V/0.5 A	93%	ECP225PS15
24.0 V	6.25 A	9.38 A	240 mV	12 V/0.5 A	94%	ECP225PS24
28.0 V	5.36 A	8.04 A	280 mV	12 V/0.5 A	94%	ECP225PS28
48.0 V	3.10 A	4.69 A	480 mV	12 V/0.5 A	94%	ECP225PS48

**Notes**

- Requires 10 CFM.
- Measured with 20 MHz bandwidth and 10 μF electrolytic capacitor in parallel with 0.1 μF ceramic capacitor
- Minimum average efficiencies measured at 25%, 50%, 75% & 100% of 225 W load and 230 VAC input.
- 3" x 5" Footprint available for OEM quantities, add suffix '-3X5' to part eg. ECP225PS24-3X5.
- To meet Level B radiated, a torroid is required on output load leads. Use King Core type K5B RC 25\*12\*15 for all models except 28V which requires type K5BT 16.5\*13\*8.2.

**Mechanical Details**

CN1 - Input Connector	
Pin 1	Neutral
Pin 2	Not Fitted
Pin 3	Line

Mates with JST housing  
VHR-3N and JST Series  
SVH-21T-P1.1 crimp terminals

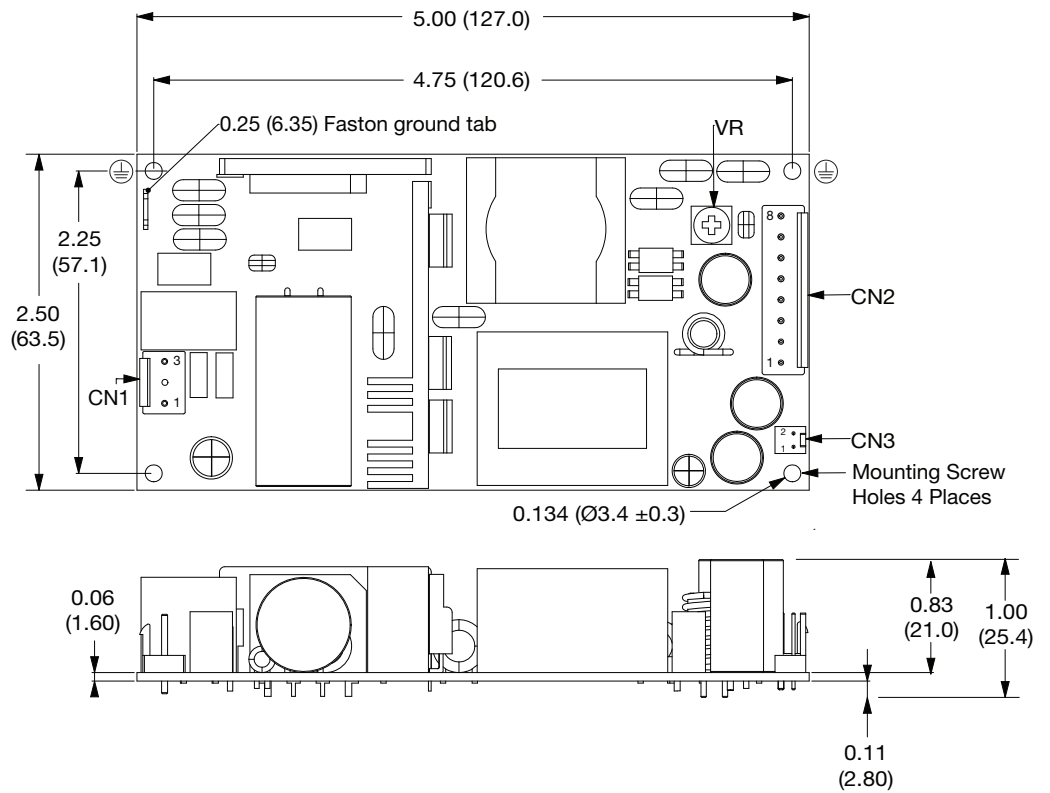
Mounting holes marked with  $\oplus$  must be connected to safety earth

CN2 - Output Connector	
Pin 1	-Vout
Pin 2	-Vout
Pin 3	-Vout
Pin 4	-Vout
Pin 5	+Vout
Pin 6	+Vout
Pin 7	+Vout
Pin 8	+Vout

Mates with JST housing  
VHR-8N and JST Series  
SVH-21T-P1.1 crimp terminals

CN3 - Fan Connector	
Pin 1	Fan -
Pin 2	Fan +

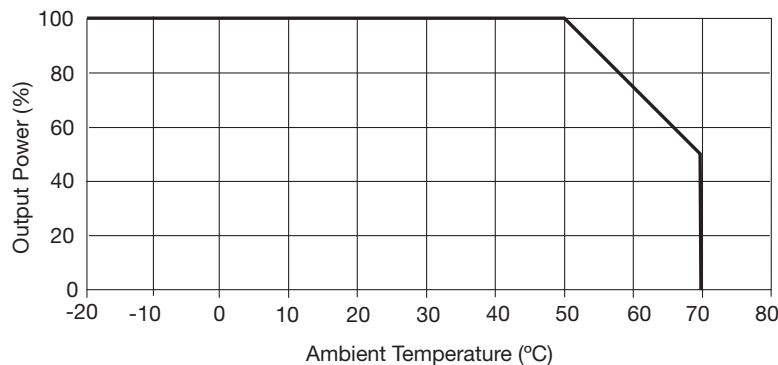
Mates with Molex housing  
22-01-1022 and 2759 crimp terminals



**Notes**

- All dimensions shown in inches (mm).  
Tolerance: ±0.02 (0.5)
- Weight: 0.51 lbs (230 g) approx.
- Non earthed mounting hole on secondary side requires insulated mounting to maintain 1 MOPP secondary to ground.

**Derating Curve**



## Looking for pricing, stock, or lifecycle information?

Click below to explore more details on WIN SOURCE:

- ⊖ [View ECP225PS12 on WIN SOURCE](#)
- ⊖ [XP Power Information](#)

## Optimize Your Supply Chain with WIN SOURCE Solutions

- ✓ Global Sourcing Solution
- ✓ Obsolete Management
- ✓ Cost Control Management
- ✓ Shortage Management
- ✓ Alternative Solution
- ✓ Excess Inventory Management