



**THE DATASHEET OF
DX10BM-100S(50)**




DXM (1.27MM PITCH) SERIES HIGH-DENSITY I/O CONNECTOR

General

DXM series high-density I/O connectors with bellow contacts are perfect for tomorrow's miniaturized electronic devices. This new 1.27mm (0.050") interconnect design ensures positive locking, effortless coupling, terminal protection and EMI reduction in a miniaturized and rugged package. DXM series offer you one of the

most varied and complete lines of High-Density connectors in the world, i.e. IDC and Solder for the plug and right angle dip, straight dip, IDC and SMT for the receptacle. Available in 14, 20, 26, 36, 50, 68, 80, 100 and 110 way.



Features

1. 1.27mm (0.050") contact spacing conserves valuable board space and permits ultra-high density designs.
2. Bellow contacts create smooth and precise mating and unmating.
3. Unique shell design assures first make/last break grounding and overall noise protection.
4. IDC termination allows quick and low cost termination to AWG #28 wires.
5. Backshell and receptacle shell are made of die-cast zinc alloy or stainless steel to reduce the penetration of external EMI noise.
6. Ferrite added to DX Right Angle Dip Type for EMI Protection is available.
7. Overmold backshell provided for ESD protection is available in 'One-Touch' locking and 'Screw' locking.
8. Termination methods are available in IDC, Soldering, Right Angle Dip, Straight Dip and SMT.

Application

Office Automation, Computers, Measurement, Communication and Control Equipment, Factory Automation, Home Automation and other commercial applications needing high density interconnections.


Specifications

| Items | Standard value |
|-----------------------|---------------------------------|
| Current capacity | 0.5A |
| Rated voltage | AC125V |
| Insulation resistance | 250M Ω or more at DC100V |
| Contact resistance | 35m Ω or less at DC100mA |
| Withstanding voltage | AC 300Vr.m.s. for 1 minute |


DXM Series Variations

● One-touch lock type (14, 20, 26, 36, 50, 68 pins)

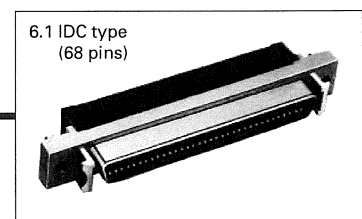


Plug cover



Plug



Receptacle



The product information in this catalog is for reference only. Please request the Engineering Drawing for the most current and accurate design information.
 All non-RoHS products have been discontinued, or will be discontinued soon. Please check the products status on the Hirose website RoHS search at www.hirose-connectors.com, or contact your Hirose sales representative.

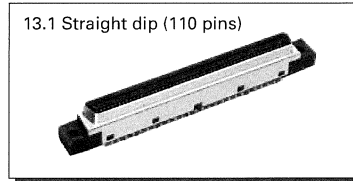

●Screw lock type (68, 80, 100, 110 pins)

Overmold cover type (100, 110 pins)



Plug cover



Plug

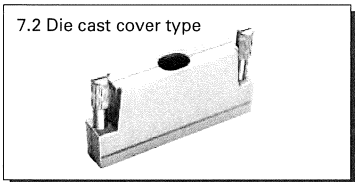


Receptacle




Die cast cover (68, 80, 100 pins)

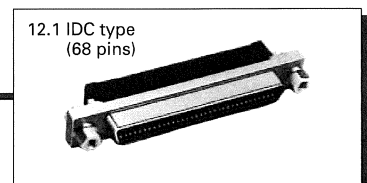
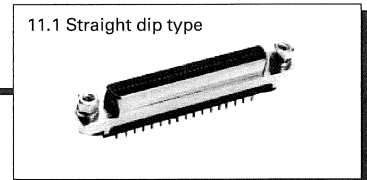


Plug cover



Plug



Receptacle

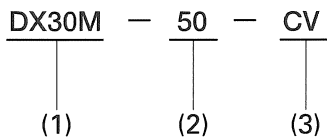


Note: There is no interchangeability between the locks of the die cast cover type and overmold type.

Jun. 1. 2024 Copyright 2024 HIROSE ELECTRIC CO., LTD. All Rights Reserved.
 Nov. 1. 2016 Copyright 2016 HIROSE ELECTRIC CO., LTD. All Rights Reserved.

1. One Touch Lock Plug Cover

Ordering Information




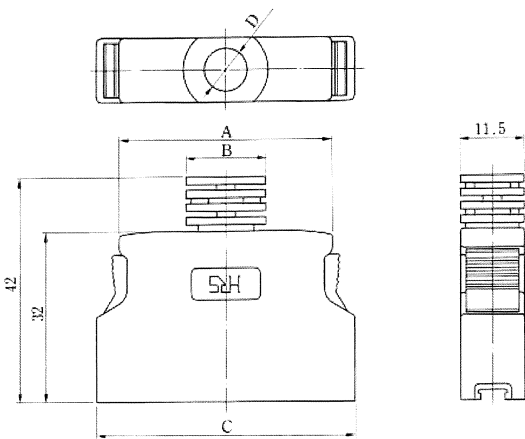
- 1) Series number: DX30M
- 2) No. of pins: 14, 20, 26, 36, 50, 68
- 3) Cover case type
CV: Over mold cover case

Material Treatment

| Item | Material | Remarks |
|---------------------|----------------------------|-------------|
| Overmold cover case | Synthetic resin, Stainless | Light beige |

1.1 Overmold Cover





DX30M-68-CV (10)

| HRS No. | No. of pin | Parts No. | A | B | C | D | Applicable plug unit | | RoHS |
|-----------------|------------|------------------|-------|-------|-------|-------------|----------------------|--|------|
| | | | | | | | IDC type | | |
| CL230-5051-7-10 | 14 | DX30M-14-CV (10) | 17.09 | 11.50 | 25.79 | ø6.3 | DX30AM-14P | | YES |
| CL230-5052-0-10 | 20 | DX30M-20-CV (10) | 20.90 | 14.50 | 29.60 | ø6.7 | DX30AM-20P | | |
| CL230-5053-2-10 | 26 | DX30M-26-CV (10) | 24.80 | 15.00 | 33.50 | ø7.0 | DX30AM-26P | | |
| CL230-5054-5-10 | 36 | DX30M-36-CV (10) | 31.06 | 15.75 | 39.80 | ø8.1 | DX30AM-36P | | |
| CL230-5055-8-10 | 50 | DX30M-50-CV (10) | 39.95 | 16.00 | 48.70 | ø8.7 | DX30AM-50P | | |
| CL230-5056-0-10 | 68 | DX30M-68-CV (10) | 51.38 | 17.57 | 60.13 | 8.7 × 10.27 | DX30AM-68P | | |

Unit: mm

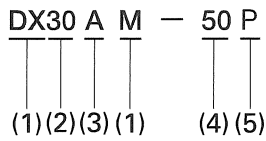
General List of Engagement Combinations

| Cover case and plug unit | Receptacle | | |
|-------------------------------|--------------------------|---------------|------------|
| | Right angle type | Straight type | IDC type |
| DX30M-14-CV (10) + DX30AM-14P | DX10M-14S e, DX10GM-14SE | DX20M-14S | — |
| DX30M-20-CV (10) + DX30AM-20P | DX10M-20S e, DX10GM-20SE | DX20M-20S | — |
| DX30M-26-CV (10) + DX30AM-26P | DX10M-26S e, DX10GM-26SE | DX20M-26S | — |
| DX30M-36-CV (10) + DX30AM-36P | DX10M-36S e, DX10GM-36SE | DX20M-36S | DX33AM-36S |
| DX30M-50-CV (10) + DX30AM-50P | DX10M-50S e, DX10GM-50SE | DX20M-50S | DX33AM-50S |
| DX30M-68-CV (10) + DX30AM-68P | DX10M-68S e, DX10GM-68SE | DX20M-68S | DX33AM-68S |

The product information in this catalog is for reference only. Please request the Engineering Drawing for the most current and accurate design information.
 All non-RoHS products have been discontinued, or will be discontinued soon. Please check the products status on the Hirose website RoHS search at www.hirose-connectors.com, or contact your Hirose sales representative.

2. Plug Unit (Interchangeable One Touch-Screw Lock Type)

Ordering Information



- 1) Series No.: DX--M
- 2) Wiring style 30: Discrete cable IDC
(for fine wire use)
- 3) Applicable wire A: AWG#28
(Discrete cable press-fit type)
- 4) No. of pins: 14, 20, 26, 36, 50, 68, 80, 100, 110
- 5) Mating type P: Plug


Material Treatment

| Item | Material | Remarks |
|---------------|--------------|------------------------|
| Shell | Steel | Nickel plating |
| Insulator | PBT | Black (UL94V-0) |
| Male terminal | Copper alloy | Selective gold plating |

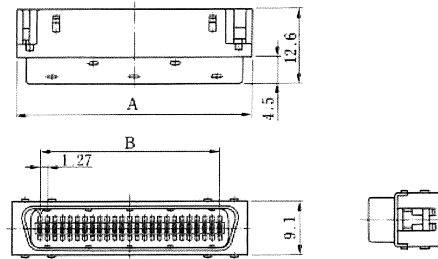
Applicable

| | Interface cable | |
|-----------------------|-------------------------------|--------|
| | Discrete cable fine wire type | |
| Conductor size | AWG#28 | |
| Conductor composition | 7/0.127 | |
| o.d. of insulator | 0.58 | 0.62 |
| Cable style | UL20276 and UL2789 | UL2990 |

2.1 Discrete Cable IDC Type (for Fine Wire)



DX30AM-68P



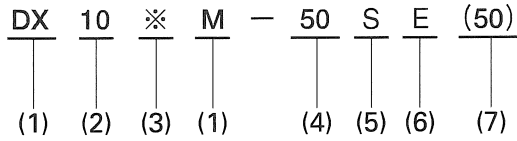
Unit: mm

| HRS No. | No. of pin | Parts No. | A | B | Applicable cover case | | RoHS |
|--------------|------------|-------------|-------|-------|-----------------------|-------------------|------|
| | | | | | One touch lock type | Screw lock type | |
| CL230-5024-4 | 14 | DX30AM-14P | 17.09 | 7.62 | DX30M-14-CV (10) | — | YES |
| CL230-5025-7 | 20 | DX30AM-20P | 20.90 | 11.43 | DX30M-20-CV (10) | — | |
| CL230-5026-0 | 26 | DX30AM-26P | 24.71 | 15.24 | DX30M-26-CV (10) | — | |
| CL230-5027-2 | 36 | DX30AM-36P | 31.06 | 21.59 | DX30M-36-CV (10) | — | |
| CL230-5028-5 | 50 | DX30AM-50P | 39.95 | 30.48 | DX30M-50-CV (10) | — | |
| CL230-5029-8 | 68 | DX30AM-68P | 51.38 | 41.96 | DX30M-68-CV (10) | DX30M-68-CV2 | |
| CL230-5030-7 | 80 | DX30AM-80P | 59.00 | 49.53 | — | DX30M-80-CV2 | |
| CL230-5031-0 | 100 | DX30AM-100P | 71.70 | 62.23 | — | DX30M-100-CV1 · 2 | |
| CL230-5064-9 | 110 | DX30AM-110P | 78.05 | 68.58 | — | DX30M-110-CV1 | |

Jun. 1. 2024 Copyright 2024 HIROSE ELECTRIC CO., LTD. All Rights Reserved.
 Nov. 1. 2016 Copyright 2016 HIROSE ELECTRIC CO., LTD. All Rights Reserved.

3. One Touch Lock, Receptacle Right Angle Type

Ordering Information



- 1) Series No.: DX--M
- 2) Wiring style 10: Right angle type
- 3) Lock style (one touch lock type)
 Blank : (Receptacle case material: zinc alloy die cast)
 G : (Receptacle case material: steel)

- 4) No. of pins: 14, 20, 26, 36, 50, 68
- 5) Mating type S: Receptacle
- 6) Board-fitting type
 Blank : Screw on type
 E : Lock pin type
- 7) Individual specifications
 (50) : Dip portion gold plated

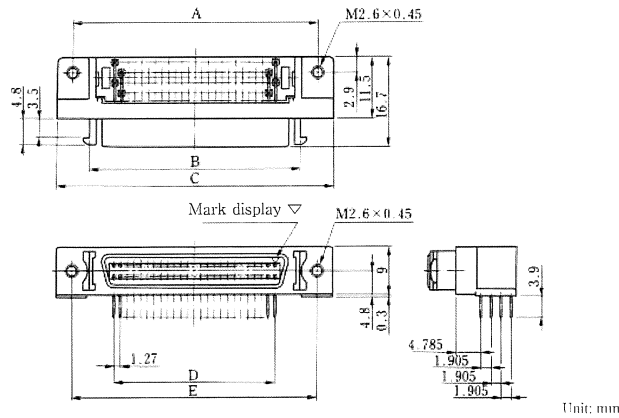
Material Treatment

| Item | Material | Remarks |
|-----------------|------------------------------|------------------------|
| Receptacle case | Zinc alloy die cast or steel | Nickel plating |
| Shell | Steel | Nickel plating |
| Insulators | PBT | Black (UL94V-0) |
| Female terminal | Copper alloy | Selective gold plating |

3.1 Board Screw on Type




DX10GM-68S (50)



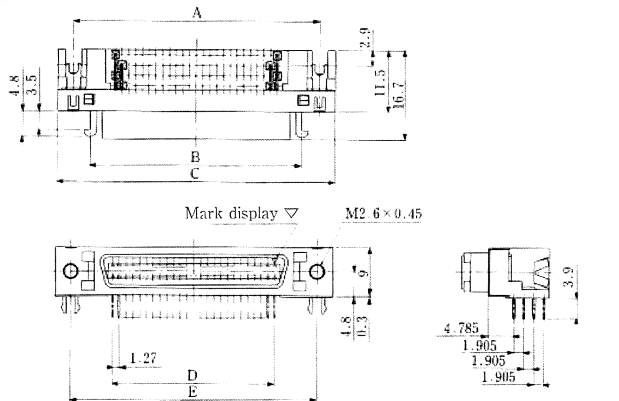
Unit: mm

| HRS No. | No. of pin | Parts No. | A | B | C | D | E | RoHS |
|-----------------|------------|------------------|-------|-------|-------|-------|-------|------|
| CL230-5223-0-50 | 14 | DX10G1M-14S (50) | 23.64 | 17.14 | 29.54 | 7.62 | 23.64 | YES |
| CL230-5177-5-50 | 20 | DX10G1M-20S (50) | 27.45 | 20.95 | 33.35 | 11.43 | 27.45 | |
| CL230-5225-6-50 | 26 | DX10G1M-26S (50) | 31.26 | 24.76 | 37.16 | 15.24 | 31.26 | |
| CL230-5226-0-50 | 36 | DX10G1M-36S (50) | 37.61 | 31.11 | 43.51 | 21.59 | 37.61 | |
| CL230-5227-1-50 | 50 | DX10G1M-50S (50) | 46.50 | 40.00 | 52.40 | 30.48 | 46.50 | |
| CL230-5181-2-50 | 68 | DX10G1M-68S (50) | 57.93 | 51.43 | 63.83 | 41.91 | 57.93 | |

3.2 Board Lock Pin Harpoon Type





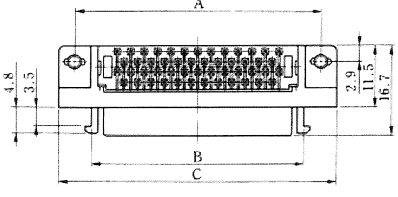
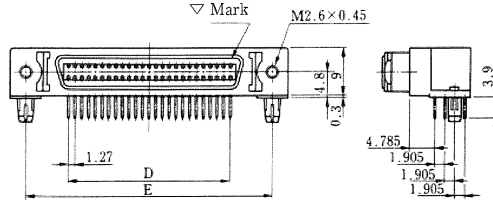
DX10G1M-50SE (50)



Unit: mm

| HRS No. | No. of pin | Parts No. | A | B | C | D | F | RoHS |
|-----------------|------------|-------------------|-------|-------|-------|-------|-------|------|
| CL230-5210-0-50 | 14 | DX10G1M-14SE (50) | 23.64 | 17.14 | 29.54 | 7.62 | 23.64 | YES |
| CL230-5130-1-50 | 20 | DX10G1M-20SE (50) | 27.45 | 20.95 | 33.35 | 11.43 | 27.45 | |
| CL230-5212-4-50 | 26 | DX10G1M-26SE (50) | 31.26 | 24.76 | 37.16 | 15.24 | 31.26 | |
| CL230-5213-7-50 | 36 | DX10G1M-36SE (50) | 37.61 | 31.11 | 43.51 | 21.59 | 37.61 | |
| CL230-5214-0-50 | 50 | DX10G1M-50SE (50) | 46.50 | 40.00 | 52.40 | 30.48 | 46.50 | |
| CL230-5134-2-50 | 68 | DX10G1M-68SE (50) | 57.93 | 51.43 | 63.83 | 41.91 | 57.93 | |

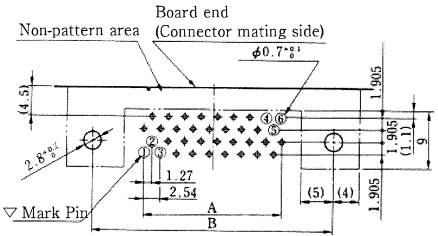
3.3 Board Lock Pin Round Type

Unit: mm

| HRS No. | No. of pin | Parts No. | A | B | C | D | E | RoHS |
|-----------------|------------|-----------------|-------|-------|-------|-------|-------|------|
| CL230-5107-0-50 | | DX10M-14SE (50) | 23.64 | 17.14 | | 7.62 | | YES |
| CL230-5067-7-50 | 20 | DX10M-20SE (50) | 27.45 | 20.95 | 33.35 | 11.43 | 27.45 | |
| CL230-5068-0-50 | | DX10M-26SE (50) | 31.26 | 24.76 | 37.16 | 15.24 | 31.26 | |
| CL230-5069-2-50 | 36 | DX10M-36SE (50) | 37.61 | 31.11 | 43.51 | 21.59 | 37.61 | |
| CL230-5070-1-50 | 50 | DX10M-50SE (50) | 46.50 | 40.00 | 52.40 | 30.48 | 46.50 | |
| CL230-5071-4-50 | 68 | DX10M-68SE (50) | 57.93 | 51.43 | 63.83 | 41.91 | 57.93 | |

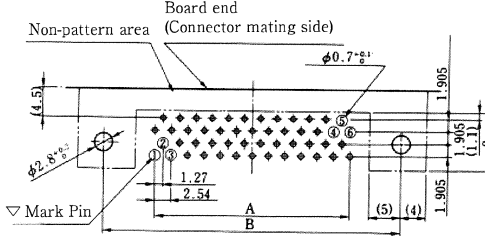
PCB Layout (Recommended board thickness:1.6mm)



(20, 36, 68 pins)

- ① Contact No.1
- ② Contact No.2
- ③ Contact No.3
- ④ Contact No.(N-2)
- ⑤ Contact No.(N-1)
- ⑥ Contact No.(N)

※N: Numbers of Pin



(14, 26, 50 pins)

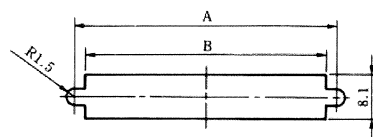
- ① Contact No.1
- ② Contact No.2
- ③ Contact No.3
- ④ Contact No.(N-2)
- ⑤ Contact No.(N-1)
- ⑥ Contact No.(N)

※N: Numbers of Pin

Unit: mm

| No. of pin | A | B |
|------------|-------|-------|
| 14 | 7.62 | 23.64 |
| 20 | 11.43 | 27.45 |
| 26 | 15.24 | 31.26 |
| 36 | 21.59 | 37.61 |
| 50 | 30.48 | 46.50 |
| 68 | 41.91 | 57.93 |

Panel-Fitting Dimensional Drawing (Recommended panel thickness: max. 1.6mm)



Unit: mm

| No. of pin | A | B |
|------------|-------|-------|
| 14 | 23.64 | 19.99 |
| 20 | 27.45 | 23.80 |
| 26 | 31.26 | 27.60 |
| 36 | 37.61 | 33.90 |
| 50 | 46.50 | 42.80 |
| 68 | 57.93 | 54.23 |

The product information in this catalog is for reference only. Please request the Engineering Drawing for the most current and accurate design information.
 All non-RoHS products have been discontinued, or will be discontinued soon. Please check the products status on the Hirose website RoHS search at www.hirose-connectors.com, or contact your Hirose sales representative.

6. One Touch Lock Receptacle Flat Ribbon Cable Type

Ordering Information

DX
33
A
M
—
68
S
(50)

(1)
(2)
(3)
(1)
(4)
(5)
(6)


- 1) Series No.: DX--M
- 2) Connector style
33: Flat IDC type
(for ribbon cable use)
- 3) Applicable cable
A: AWG#28

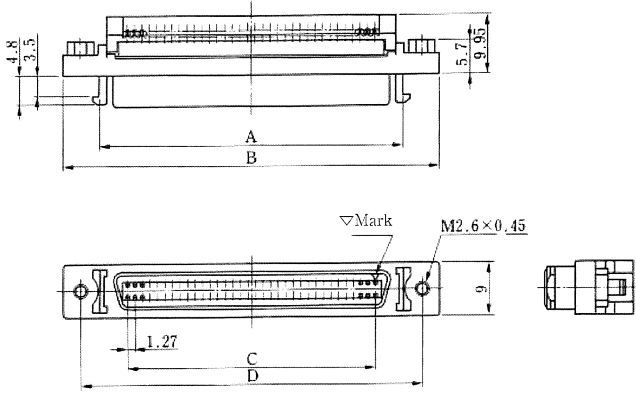
- 4) No. of pins 36, 50, 68
- 5) Mating type
S: Receptacle
- 6) Individual specifications
(50):Dip portion gold plated

Material Treatment

| Item | Material | Remarks |
|-----------------|---------------------|------------------------|
| Receptacle case | Zinc alloy die cast | Nickel plating |
| Shell | Steel | Nickel plating |
| Insulators | PBT resin | Black (UL94V-0) |
| Female terminal | Copper alloy | Selective gold plating |

6.1 Receptacle, Flat Ribbon Cable Type



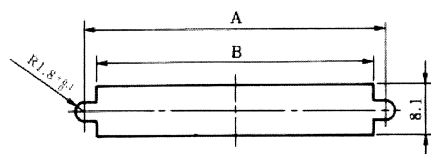


DX33AM-68S (50)

| HRS No. | No. of pin | Parts No. | A | B | C | D | RoHS |
|-----------------|------------|-----------------|-------|-------|-------|-------|------|
| CL230-5095-2-50 | 36 | DX33AM-36S (50) | 31.11 | 43.51 | 21.59 | 37.61 | |
| CL230-5092-4-50 | 50 | DX33AM-50S (50) | 40.00 | 52.40 | 30.48 | 46.50 | YES |
| CL230-5062-3-50 | 68 | DX33AM-68S (50) | 51.43 | 63.83 | 41.91 | 57.93 | |

Unit: mm

Panel-Fitting Dimensional Drawing (Recommended panel thickness: max. 1.6mm)



Unit: mm

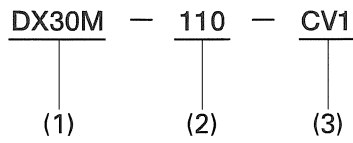
| No. of pin | A | B |
|------------|-------|-------|
| 36 | 37.61 | 33.90 |
| 50 | 46.50 | 42.80 |
| 68 | 57.93 | 54.23 |

The product information in this catalog is for reference only. Please request the Engineering Drawing for the most current and accurate design information.

All non-RoHS products have been discontinued, or will be discontinued soon. Please check the products status on the Hirose website RoHS search at www.hirose-connectors.com, or contact your Hirose sales representative.

7. Screw Lock Type, Plug Cover

Ordering Information




- 1) Series No.: DX30M
- 2) No. of pins: 68, 80, 100, 110
- 3) Cover case type
 CV1: Overmold cover case
 CV2: Die cast cover

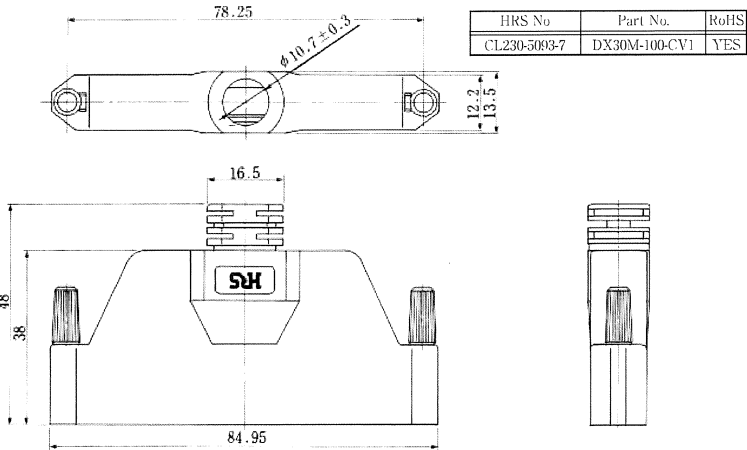
Material Treatment

| Item | Material | Remarks |
|----------------|----------------------------------|---------------|
| Overmold cover | Stainless steel, Synthetic resin | Dark grey |
| Die cast cover | Zinc alloy die cast | Silver coated |


1.1 Overmold Cover



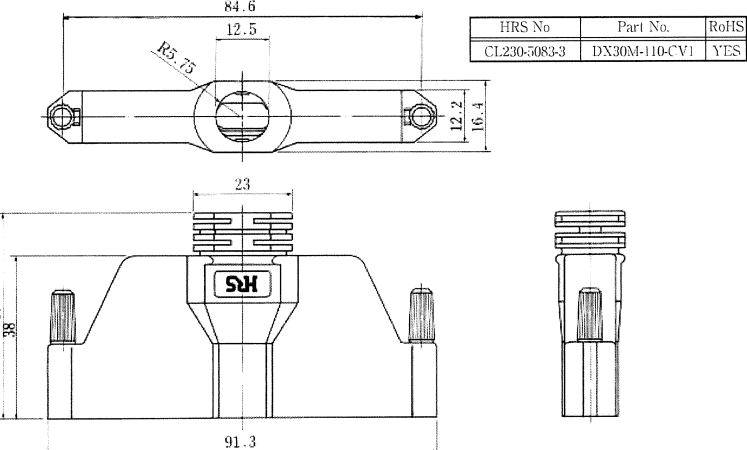
DX30M-100-CV1



| HRS No | Part No. | RoHS |
|--------------|---------------|------|
| CL230-3083-7 | DX30M-100-CV1 | YES |



DX30M-110-CV1




| HRS No | Part No. | RoHS |
|--------------|---------------|------|
| CL230-3083-3 | DX30M-110-CV1 | YES |

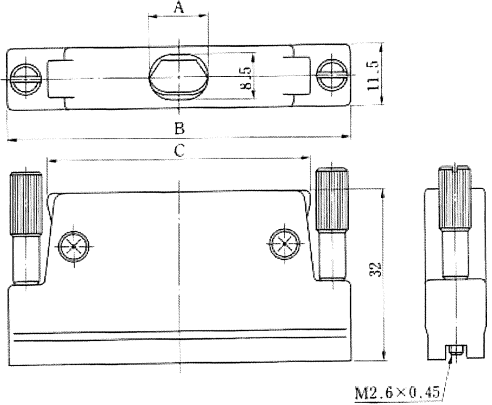
List of Engagement Combinations

| Cover case and plug unit | Receptacle | |
|-----------------------------|--|---------------------|
| | Right angle type | Ferrite core type |
| DX30M-100-CV1 + DX30AM-100P | DX10AM-100SE2 (50), DX10AM-100SE1 (50) | DX10AMP-100SE1 (50) |
| DX30M-110-CV1 + DX30AM-110P | DX10AM-110SE2 (50), DX10AM-110SE1 (50) | — |

The product information in this catalog is for reference only. Please request the Engineering Drawing for the most current and accurate design information.
 All non-RoHS products have been discontinued, or will be discontinued soon. Please check the products status on the Hirose website RoHS search at www.hirose-connectors.com, or contact your Hirose sales representative.

7.2 Die Cast Cover





DX30M-68-CV2

| HRS No. | No. of pin | Parts No. | A | B | C | Applicable plug unit | RoHS |
|--------------|------------|---------------|-------|-------|-------|----------------------|------|
| | | | | | | IDC type | |
| CL230-5039-9 | 68 | DX30M-68-CV2 | 11.00 | 64.93 | 49.68 | DX30AM-68P | YES |
| CL230-5060-8 | 80 | DX30M-80-CV2 | 12.50 | 72.55 | 57.30 | DX30AM-80P | |
| CL230-5061-0 | 100 | DX30M-100-CV2 | 14.00 | 85.25 | 70.00 | DX30AM-100P | |

Unit: mm

List of Engagement Combinations

| Cover case and plug unit | Receptacle | | |
|-----------------------------|-------------------------------------|-------------------|---------------------|
| | Right angle type | Straight DIP type | Ribbon cable type |
| DX30M-68-CV2 + DX30AM-68P | DX10BM-68S (50), DX10BM-68SE (50) | DX20BM-68S (50) | DX33AM-68S-LNA (50) |
| DX30M-80-CV2 + DX30AM-80P | DX10BM-80S (50), DX10BM-80SE (50) | DX20BM-80S (50) | — |
| DX30M-100-CV2 + DX30AM-100P | DX10BM-100S (50), DX10BM-100SE (50) | DX20BM-100S (50) | — |

8. Screw Lock, Receptacle Right Angle Type

Ordering Information

DX 10 B M — 68 S E (50)
 (1) (2) (3) (1) (4) (5) (6) (7)


- 1) Series No.: DX--M
- 2) Connector style 10: Right angle type
- 3) Lock style (Screw lock type)
 - A: Receptacle case material — Steel
 - B: Receptacle case material — Zinc alloy die cast
- 4) No. of pins: 68, 80, 100, 110

- 5) Mating type S: Receptacle
- 6) Board fitting type
 - Blank : Screw on type
 - E : Lock pin round type
 - E1 : Lock pin harpoon type (Board thickness 1.6mm)
 - E2 : Lock pin harpoon type (Board thickness 1.2mm)
- 7) Individual specifications
 - (50) : Dip portion gold plated

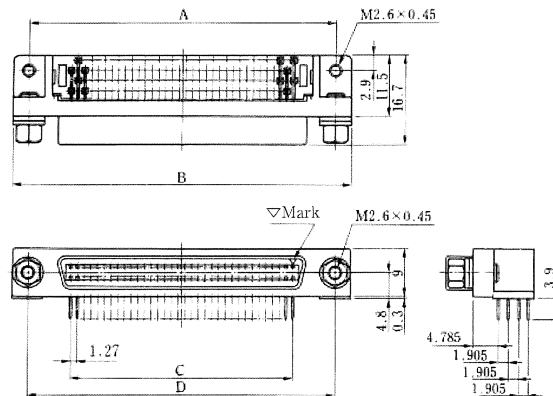
Material Treatment

| Item | Material | Remarks |
|-----------------|------------------------------|------------------------|
| Receptacle case | Zinc alloy die cast or steel | Nickel plating |
| Shell | Steel | Nickel plating |
| Insulators | PBT resin | Black (UL94V-0) |
| Female terminal | Copper alloy | Selective gold plating |

8.1 Board Screw on Type



DX10BM-68S (50)



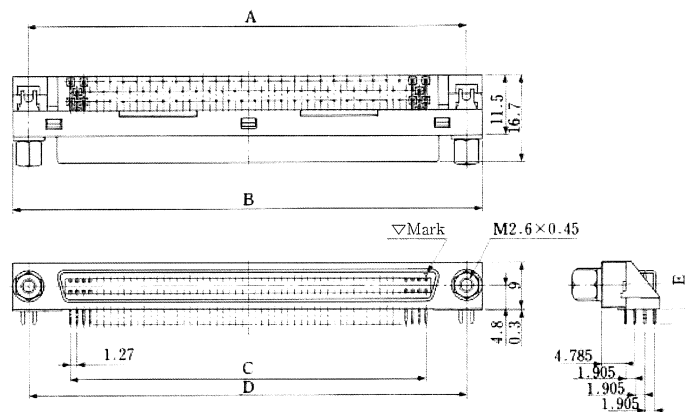
Unit: mm

| HRS No. | No. of pin | Parts No. | A | B | C | D | RoHS |
|-----------------|------------|------------------|-------|-------|-------|-------|------|
| CL230-5008-8-50 | 68 | DX10BM-68S (50) | 57.93 | 63.83 | 41.91 | 57.93 | |
| CL230-5009-0-50 | 80 | DX10BM-80S (50) | 65.55 | 71.45 | 49.53 | 65.55 | YES |
| CL230-5010-0-50 | 100 | DX10BM-100S (50) | 78.25 | 84.15 | 62.23 | 78.25 | |

8.2 Board Lock Pin Harpoon Type



DX10AM-110SE2 (50)


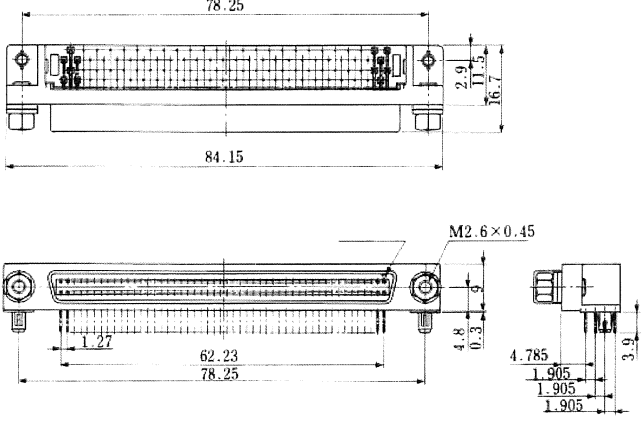


Unit: mm

| HRS No. | No. of pin | Parts No. | A | B | C | D | E | RoHS |
|-----------------|------------|--------------------|-------|-------|-------|-------|-----|------|
| CL230-5137-0-50 | 100 | DX10AM-100SE2 (50) | 78.25 | 84.15 | 62.23 | 78.25 | 2.7 | |
| CL230-5089-0-50 | 100 | DX10AM-100SE1 (50) | 78.25 | 84.15 | 62.23 | 78.25 | 3.4 | |
| CL230-5138-3-50 | 110 | DX10AM-110SE2 (50) | 84.60 | 90.50 | 68.58 | 84.60 | 2.7 | YES |
| CL230-5088-7-50 | 110 | DX10AM-110SE1 (50) | 84.60 | 90.50 | 68.58 | 84.60 | 3.4 | |

The product information in this catalog is for reference only. Please request the Engineering Drawing for the most current and accurate design information.
 All non-RoHS products have been discontinued, or will be discontinued soon. Please check the products status on the Hirose website RoHS search at www.hirose-connectors.com, or contact your Hirose sales representative.

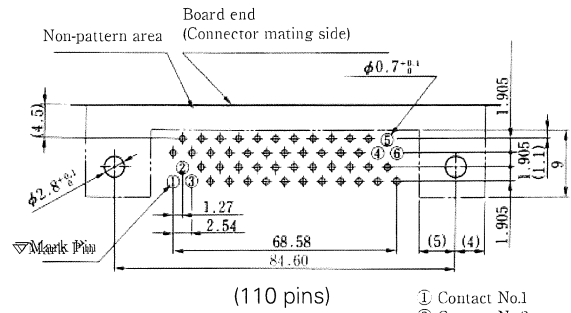
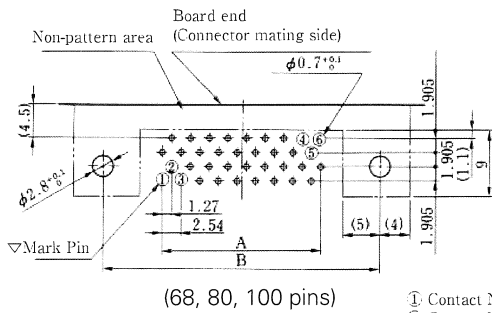
8.3 Board Lock Pin, Round Type

DX10BM-100SE (50)

| HRS No. | Part No. | RoHS |
|-----------------|-------------------|------|
| CL230-5076-8-50 | DX10BM-100SE (50) | YES |

PCB Layout (Recommended Board Thickness:1.2mm, 1.6mm)



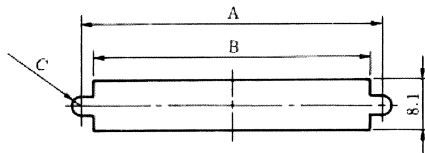
Unit: mm

| No. of pin | A | B |
|------------|-------|-------|
| 68 | 41.91 | 57.93 |
| 80 | 49.53 | 65.55 |
| 100 | 62.23 | 78.25 |

- ① Contact No.1
 - ② Contact No.2
 - ③ Contact No.3
 - ④ Contact No.(N-2)
 - ⑤ Contact No.(N-1)
 - ⑥ Contact No.(N)
- ※N: Numbers of Pin

- ① Contact No.1
 - ② Contact No.2
 - ③ Contact No.3
 - ④ Contact No.(N-2)
 - ⑤ Contact No.(N-1)
 - ⑥ Contact No.(N)
- ※N: Numbers of Pin

Panel-Fitting Dimensional Drawing



●DX10BM

| Panel thickness | No. of washers |
|-----------------|----------------|
| 0~0.4 | 2 |
| 0.8~1.2 | 1 |
| 1.6~2 | No washer |

●DX10AM

| Panel thickness |
|-----------------|
| 0.8~1.2 |

Unit: mm

| No. of Pin | A | B | C | Remarks |
|------------|-------|-------|-------|--|
| 68 | 57.93 | 54.23 | R1.85 | DX10BM-68S (50) |
| 80 | 65.55 | 61.85 | R1.85 | DX10BM-80S (50) |
| 100 | 78.25 | 74.55 | R1.85 | DX10BM-100SE (50) |
| 100 | 78.25 | 74.55 | R1.5 | DX10AM-100SE2 (50) DX10BM-100SE1 (50) |
| 110 | 84.5 | 80.8 | R1.5 | DX10AM-110SE2 (50) DX10AM-110SE1 (50) |

Jun.1.2024 Copyright 2024 HIROSE ELECTRIC CO.,LTD. All Rights Reserved.
 Nov.1.2016 Copyright 2016 HIROSE ELECTRIC CO.,LTD. All Rights Reserved.

9. Screw Lock, Receptacle Ferrite Core Type

Ordering Information

DX 10 A M F — 100 S E1 (50)

(1) (2) (3) (1) (4) (5) (6) (7) (8)

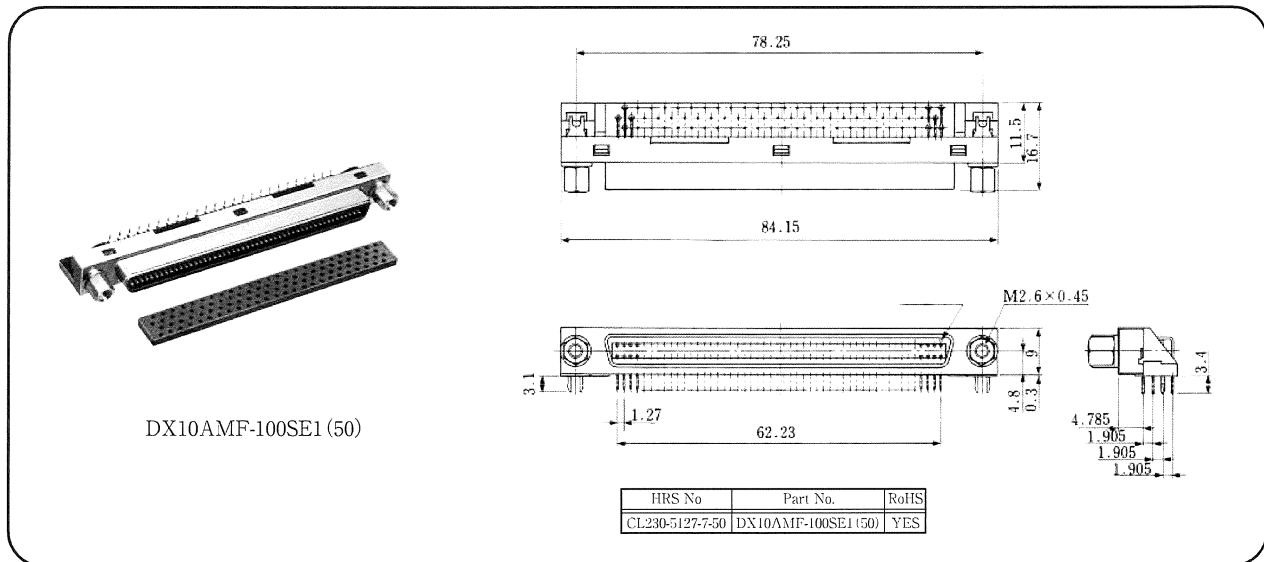
- 1) Series No.: DX--M
- 2) Connector style
10: Right angle type
- 3) Lock style (Screw lock type)
A: Receptacle case material-steel
- 4) Board mounting style
F: Ferrite core type

- 5) No. of pins: 100
- 6) Mating type
S: Receptacle
- 7) Board fitting type
E1: Lock pin type (Board thickness 1.6mm)
- 8) Individual specifications
(50): Dip portion gold plated

Material Treatment

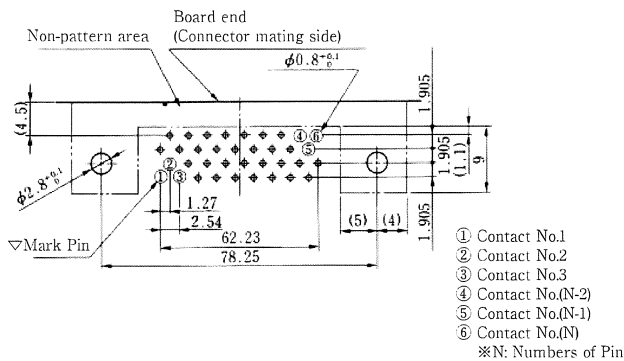
| Item | Material | Remarks |
|-----------------|--------------|------------------------|
| Receptacle case | Steel | Nickel plating |
| Insulator | PBT resin | Black (UL94V-0) |
| Female terminal | Copper alloy | Selective gold plating |
| Ferrite core | — | — |

9.1 Right Angle Ferrite Core Type

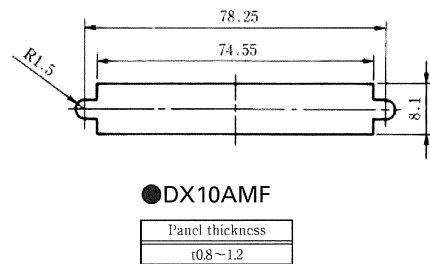


PCB Layout

(Recommended Board Thickness:1.6mm)

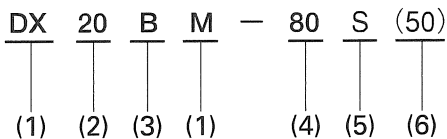


Panel-Fitting Dimensional Drawing



11. Screw Lock Receptacle Straight Type

Ordering Information




- 1) Series No.: DX--M
- 2) Connector style
20: Straight dip
- 3) Lock style
B: Screw lock type

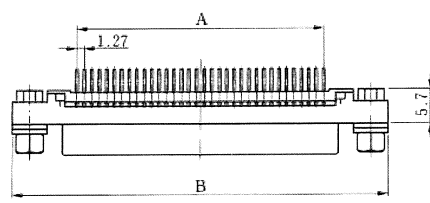
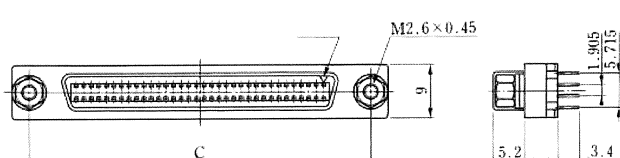
- 4) No. of pins: 68, 80, 100
- 5) Mating type
S: Receptacle
- 6) Individual specifications
(50): Dip portion gold plated

Material Treatment

| Item | Material | Remarks |
|-----------------|---------------------|------------------------|
| Receptacle case | Zinc alloy die cast | Nickel plating |
| Shell | Steel | Nickel plating |
| Insulator | PBT resin | Black (UL94V-0) |
| Female terminal | Copper alloy | Selective gold plating |

11.1 Receptacle Straight Type



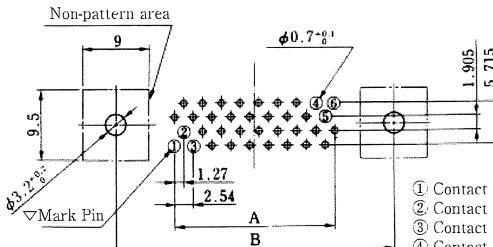
DX20BM-80S (50)

Unit: mm

| HRS No. | No. of pin | Parts No. | A | B | C | RoHS |
|-----------------|------------|------------------|-------|-------|-------|------|
| CL230-5020-3-50 | 68 | DX20BM-68S (50) | 41.91 | 63.83 | 57.93 | |
| CL230-5021-6-50 | 80 | DX20BM-80S (50) | 49.53 | 71.45 | 65.55 | YES |
| CL230-5022-9-50 | 100 | DX20BM-100S (50) | 62.23 | 84.15 | 78.25 | |

PCB Layout

(Recommended Board Thickness:1.6mm)




Unit: mm

| No. of pin | A | B |
|------------|-------|-------|
| 68 | 41.91 | 57.93 |
| 80 | 49.53 | 65.55 |
| 100 | 62.23 | 78.25 |

① Contact No.1
 ② Contact No.2
 ③ Contact No.3
 ④ Contact No.(N-2)
 ⑤ Contact No.(N-1)
 ⑥ Contact No.(N)
 ※N: Numbers of Pin

Panel-Fitting Dimensional Drawing



●DX20BM

| Panel thickness | No. of washers |
|-----------------|----------------|
| 0~t0.4 | 2 |
| t0.8~1.2 | 1 |
| t1.6~2 | No washer |

Unit: mm

| No. of pin | A | B |
|------------|-------|-------|
| 68 | 57.93 | 54.23 |
| 80 | 65.55 | 61.85 |
| 100 | 78.25 | 74.55 |

The product information in this catalog is for reference only. Please request the Engineering Drawing for the most current and accurate design information.
 All non-RoHS products have been discontinued, or will be discontinued soon. Please check the products status on the Hirose website RoHS search at www.hirose-connectors.com, or contact your Hirose sales representative.

12. Screw Lock Receptacle, Flat Ribbon Cable Type

Ordering Information

DX 33 A M — 68 S LNA (50)
 (1) (2) (3) (1) (4) (5) (6) (7)


- 1) Series No.: DX--M
- 2) Connector style
33: Flat IDC type (for ribbon cable)
- 3) Applicable wire
A: AWG#28
- 4) No. of pins: 68

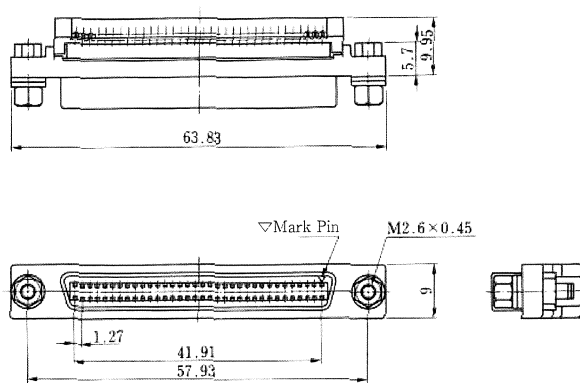
- 5) Mating type
S: Receptacle
- 6) Board fitting type
LNA: Screw lock type
- 7) Individual specifications
(50) :Dip portion gold plated

Material Treatment

| Item | Material | Remarks |
|-----------------|---------------------|------------------------|
| Receptacle case | Zinc alloy die cast | Nickel plating |
| Shell | Steel | Nickel plating |
| Insulator | PBT resin | Black (UL94V-0) |
| Female terminal | Copper alloy | Selective gold plating |

12.1 Receptacle, Flat Ribbon Cable Type






DX33AM-68S-LNA (50)

| HRS No. | Part No. | RoHS |
|-----------------|---------------------|------|
| CL230-5078-3-50 | DX33AM-68S-LNA (50) | YES |

Panel-Fitting Dimensional Drawing



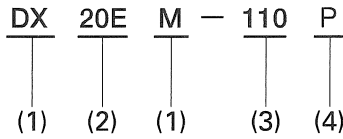
●DX33AM

| Panel thickness | No. of washers |
|-----------------|----------------|
| 0~t0.4 | 2 |
| t0.8~1.2 | 1 |
| t1.6~2 | No washer |

Jun.1.2024 Copyright 2024 HIROSE ELECTRIC CO., LTD. All Rights Reserved.
 Nov.1.2016 Copyright 2016 HIROSE ELECTRIC CO., LTD. All Rights Reserved.

13. Plug Straight Type

Ordering Information

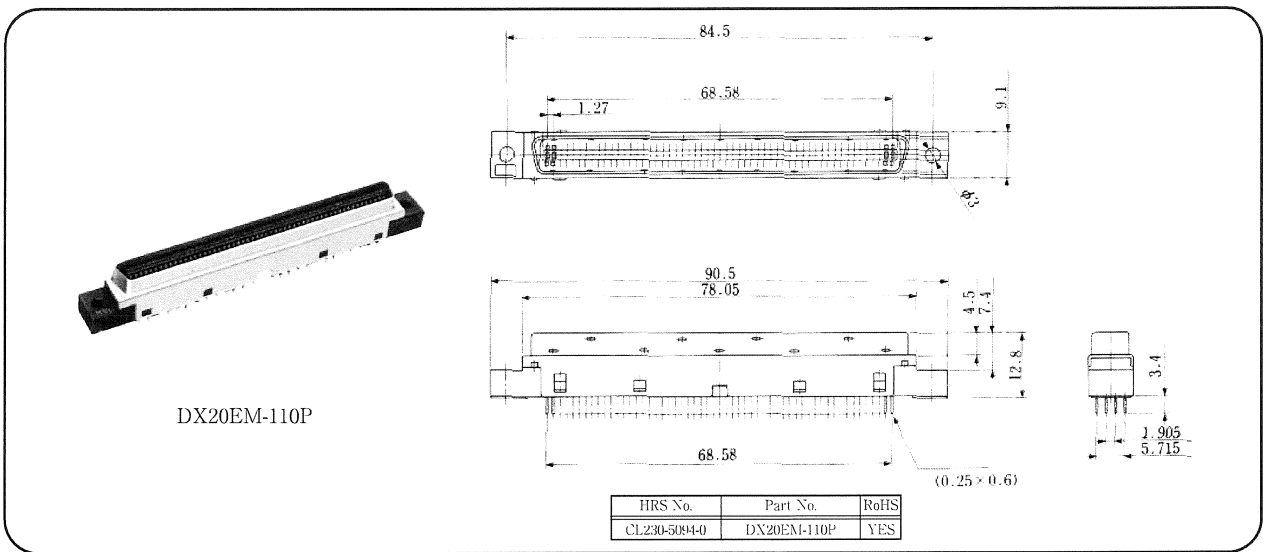


- | | |
|---|--|
| 1) Series No.: DX--M 2) Connector style 20E: Straight dip | 3) No. of pins: 110 4) Mating type P: Plug |
|---|--|

Material Treatment

| Item | Material | Remarks |
|--------------|--------------|------------------------|
| Shell | Steel | Nickel plating |
| Insulator | PBT resin | Black (UL94V-0) |
| Male contact | Copper alloy | Selective gold plating |

13.1 Plug Straight Type



PCB Layout

(Recommended Board Thickness:1.5mm)

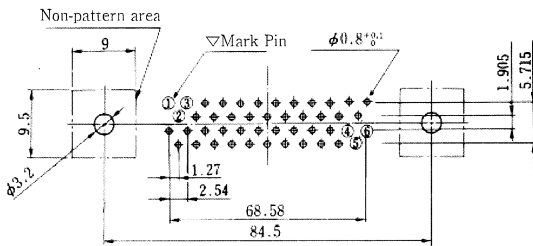
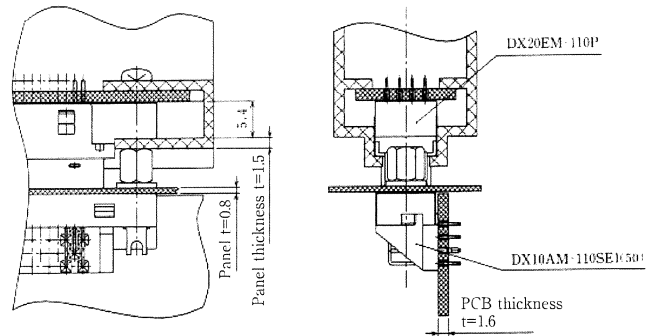



Diagram of Mounting Conditions for DX20EM

Note: Secure the connectors and boards of this product to the panel.



Panel-Fitting Dimensional Drawing

(Recommended Panel Thickness:Max.1.5mm)




List of Engagement Combinations


| Plug straight type | Receptacle right angle type |
|--------------------|--|
| DX20EM-110P | DX10AM-110SE1 (50) or DX10AM-110SE2 (50) |

Connecting Method (Discrete Cable IDC Type)


Connecting Tools




Cable distribution jig




Cable shearing unit




Shield case fixing jig



IDC press



IDC guide plate unit



Hood insertion jig

List of Connecting Jigs and Accessories Plug Connector

Plug Connector

| Cable | Connector Name | Process | | | | | Shield case fixing | Hood insertion |
|------------------------------|---------------------------------|--|----------------------------|----------------------------|----------------------------|-----------------------------|------------------------------------|------------------------------------|
| | | Cable Distribution | Remaining part cutting | | Crimping | | | |
| | | | Press | Unit | Press | Remaining Part cutting | | |
| I/O Cable (Discrete wire) | DX30AM-14P | By hand DX30AM-CAT1 CL902-2090-0 | DX30AM-HP1 CL902-0210-0 | DX30AM-CU1 CL902-0211-2 | DX30AM-HP1 CL902-0210-0 | DX30AM-GPT1 CL902-0214-0 | Order attachments separately ※1 | Order attachments separately ※2 |
| | DX30AM-20P | | | | | | | |
| | DX30AM-26P | | | | | | | |
| | DX30AM-36P | | | | | | | |
| | DX30AM-50P | | | | | | | |
| | DX30AM-68P | | | | | | | |
| | DX30AM-80P | | | | | | | |
| | DX30AM-100P | | | | | | | |
| DX30AM-110P | Order attachments separately ※3 | | | | | | | |
| | Order attachments separately ※4 | | | | | | | |

※1 DX30AM-CCT1 (61) CL902-0213-8 (61) ※2 DX30AM-HPT1-14 CL902-0217-9 ※4 DX30AM-HPT1-110 CL902-0219-4
 DX30AM-CCT1 (62) CL902-0213-8 (62) ※3 DX30AM-HPT1-100 CL902-0218-1

Receptacle Connector

| Cable | Connector Name | Press | Guide plate |
|--------------|---------------------|---|--|
| Ribbon Cable | DX33AM-68S-LNA (50) | Hi-Flex Connecting press HHP-502 CL550-0082-2 | DX33AM-GPA (Come with pressure block) CL902-0233-5 |

Looking for pricing, stock, or lifecycle information?

Click below to explore more details on WIN SOURCE:

- [⊖ View DX10BM-100S\(50\) on WIN SOURCE](#)
- [⊖ Hirose Electric Co Ltd Information](#)

Optimize Your Supply Chain with WIN SOURCE Solutions

- ✓ Global Sourcing Solution
- ✓ Obsolete Management
- ✓ Cost Control Management
- ✓ Shortage Management
- ✓ Alternative Solution
- ✓ Excess Inventory Management