



**THE DATASHEET OF**  
**540-88-068-24-008**





preci-dip

# PGA / BGA / PLCC SOCKETS

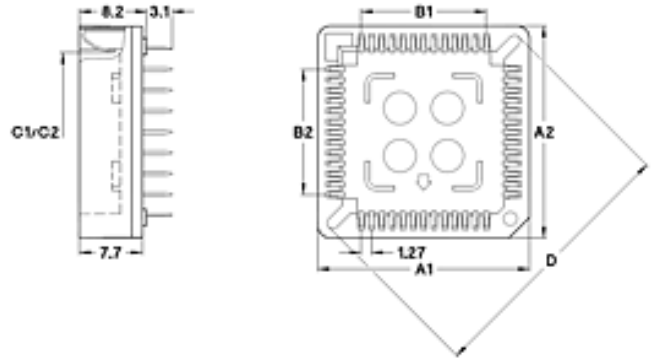
**SERIES**  
**540**

**540-88-XXX-24-008**

PLCC

Socket for Plastic Leaded Chip Carrier (PLCC), Solder tail

PLCC sockets, solder tail, with precision stamped contacts providing component retention thanks to positive spring action.



## TECHNICAL SPECS.:

<b>Insulator</b>	Glass filled thermoplastic PPS-GF40-FR
<b>Flammability</b>	UL 94V-O
<b>Contact</b>	Phosphor bronze
<b>Mechanical life</b>	Min. 25 cycles
<b>Rated current</b>	1 A
<b>Contact resistance</b>	Max. 30 m
<b>Dielectric strength</b>	Min. 500 V RMS
<b>Insulation resistance</b>	Min. 1000 M
<b>Capacitance</b>	Max. 1 pF

## ORDERING INFORMATION:

PP Plating code	Sleeve	Clip
88	Tin	Tin

## ADVANCED INFORMATION:

Order Codes	No of poles	A1/A2	B1/B2	C1/C2	D	E
540-88-028-24-008	28	18.09	7.62	11.2	22.12	
540-88-032-24-008	32	18.04/2 0.06	7.62/10. 16	11.2/13. 6	23.12	
540-88-044-24-008	44	23.1	12.7	16.2	29.12	

540-88-052-24-008	52	25.7	15.24	18.8	32.85
540-88-068-24-008	68	30.8	20.32	23.7	39.9
540-88-084-24-008	84	35.95	25.4	28.9	47.4

# TECHNICAL ASSISTANCE

## GENERAL SPECIFICATIONS:

The values listed below are general specs applying for PRECI-DIP PGA, BGA and PLCC sockets. Please see individual catalog page for additional and product specific technical data.

Operating temperature range	-55 ... +125 °C
Climatic category (IEC)	55/125/21
Operating humidity range	annual mean 75 %
Max working voltage	100 VRMS/150 VDC (2.54 mm grid)

PRECI-DIP sockets are recognized by Underwriters Laboratories Inc. and listed under "Connectors for Use in Data, Signal, Control and Power Applications", File Nr. E174442

## MECHANICAL CHARACTERISTICS:

Clip retention	Min. 40 N (no displacement under axial force applied)
Contact (sleeve / clip) retention	Min. 3.3 N acc. to MIL-DTL-83734, pt 4.6.4.2

## ELECTRICAL CHARACTERISTICS:

Insulation resistance between any two adjacent contacts	Min. 10'000 M at 500 V AC
Capacitance between any two adjacent contacts	Max. 1 pF (PLCC max. 2 pF)
Self inductance per contact	Max. 2 nH

## ENVIRONMENTAL CHARACTERISTICS:

The sockets withstand the following environmental tests without mechanical and electrical defects:

- Dry heat steady state IEC 60512-11-9.11i / 60068-2-2.Bb: 125 °C, 16h
- Damp heat cyclic IEC 60512-11-12.11m / 60068-2-30.Db: 25/55 °C, 90 – 100 %rH, 1 cycle of 24 h
- Cold steady state IEC 60512-11-10.11j / 60068-2-1.A: -55 °C, 2 h
- Thermal shock IEC 60512-11-4.11d / 60068-2-14.Na: -55/125 °C, 5 cycles 30 min
- Sinusoidal vibrations IEC 60512-6-4.6d / 60068-2-6.Fc: 10 to 500 Hz, 10 g, 1 octave/min, 10 cycles for each axis
- Shock IEC 60512-6-3.6c / 60068-2-27.Ea: 50 g, 11 ms, 3 shocks in three axis

During the above two tests no contact interruption >50 ns does appear.

- Solderability J-STD-002A, Test A, 245°C, 5 s solder alloy SnAg3.8Cu0.7
- Resistance to soldering heat J-STD-0020C, 260°C, 20 s
- Moisture sensitivity J-STD-020C level 1
- Resistance to corrosion :
  - 1) Salt spray test IEC 60068-2-11.Ka: 48 h
  - 2) Sulfur dioxide (SO<sub>2</sub>) test IEC 60068-2-42 Kc: 96 h at 25 ppm SO<sub>2</sub>, 25 °C, 75 %rH
  - 3) Hydrogen sulfide (H<sub>2</sub>S) test IEC 60068-2-43 Kd: 96 h at 12 ppm H<sub>2</sub>S, 25 °C, 75 %rH

## SOLDERLESS COMPLIANT PRESS-FIT CHARACTERISTICS:

### PRESS-FIT CHARACTERISTICS MEASURED ACC. TO IEC 60352-5

- Press-in force: 90 N max. (at min. hole dia.) / 65 N typ.
- Push-out force: 30 N min. (at max. hole dia.) / 50 N typ.
- Push-out 3rd cycle: 20 N min. (at max. hole dia.)

### PCB HOLE DIMENSIONS

- 2.54 mm grid: Finished hole Ø: 1 + 0.09/-0.06 mm | Drilled hole Ø: 1.15 ± 0.02 mm



- Interstitial grid: Finished hole  $\varnothing$ :  $0.7 + 0.09/-0.06$  mm | Drilled hole  $\varnothing$ :  $0.8 \pm 0.02$  mm

#### **PCB HOLE PLATING**

- PCB surface finish: Hole plating
- Tin: 5-15  $\mu\text{m}$  tin over min. 25  $\mu\text{m}$  copper
- Copper: min. 25  $\mu\text{m}$  copper
- Gold over nickel: 0.05-0.2  $\mu\text{m}$  gold over 2.5-5  $\mu\text{m}$  nickel over min. 25  $\mu\text{m}$  copper

## Looking for pricing, stock, or lifecycle information?

Click below to explore more details on WIN SOURCE:

-  [View 540-88-068-24-008 on WIN SOURCE](#)
-  [Preci-Dip Information](#)

## Optimize Your Supply Chain with WIN SOURCE Solutions

-  Global Sourcing Solution
-  Obsolete Management
-  Cost Control Management
-  Shortage Management
-  Alternative Solution
-  Excess Inventory Management