




**THE DATASHEET OF
TEN 10-2412**



Features

- ◆ Wide 2:1 input range
- ◆ High power density
- ◆ Operating temperature range
-40°C to +85°C
- ◆ Indefinite short circuit protection
- ◆ I/O isolation 1500 VDC
- ◆ Input filter to meet EN 55022, Class A and FCC, level A without external components
- ◆ Industry standard pinout
- ◆ Shielded metal case with insulated baseplate
- ◆ High reliability, MTBF >1 Mio. h
- ◆ 3-year product warranty

not recommended for new design in



The TEN 10 series is a family of high performance 10W DC/DC converters in a compact 2" x 1" low profile package with industry standard footprint. A high efficiency allows a wide operating temperature range of -40°C to +85°C. A built-in EMI filter is built in to meet EN 55022, class A without any external components.

Further standard features include over voltage protection and short-circuit protection. Typical applications for these converters are battery operated equipment, instrumentation, distributed power architectures in communication and industrial electronics, everywhere where isolated, tightly regulated voltages are required.

Models

Order code	Input voltage range	Output voltage	Output current max.	Efficiency typ.
TEN 10-1210	9 – 18 VDC (12 VDC nominal)	3.3 VDC	2'400 mA	72 %
TEN 10-1211		5 VDC	2'000 mA	77 %
TEN 10-1212		12 VDC	830 mA	80 %
TEN 10-1213		15 VDC	670 mA	80 %
TEN 10-1215		24 VDC	415 mA	81 %
TEN 10-1221		±5 VDC	±1'000 mA	78 %
TEN 10-1222		±12 VDC	±415 mA	81 %
TEN 10-1223		±15 VDC	±330 mA	80 %
TEN 10-2410	18 – 36 VDC (24 VDC nominal)	3.3 VDC	2'400 mA	76 %
TEN 10-2411		5 VDC	2'000 mA	78 %
TEN 10-2412		12 VDC	830 mA	82 %
TEN 10-2413		15 VDC	670 mA	82 %
TEN 10-2415		24 VDC	415 mA	83 %
TEN 10-2421		±5 VDC	±1'000 mA	80 %
TEN 10-2422		±12 VDC	±415 mA	82 %
TEN 10-2423		±15 VDC	±330 mA	82 %
TEN 10-4810	36 – 75 VDC (48 VDC nominal)	3.3 VDC	2'400 mA	76 %
TEN 10-4811		5 VDC	2'000 mA	80 %
TEN 10-4812		12 VDC	830 mA	82 %
TEN 10-4813		15 VDC	670 mA	83 %
TEN 10-4815		24 VDC	415 mA	83 %
TEN 10-4821		±5 VDC	±1'000 mA	81 %
TEN 10-4822		±12 VDC	±415 mA	83 %
TEN 10-4823		±15 VDC	±330 mA	83 %

Input Specifications

Input current at no load	12 Vin models:	30 mA typ.
	24 Vin models:	20 mA typ.
	48 Vin models:	10 mA typ.
Input current at full load	12 Vin; 3.3 VDC models:	915 mA typ.
	12 Vin; 5 & ±5 VDC models:	1080 mA typ.
	12 Vin; other output models:	1045 mA typ.
	24 Vin; 3.3 VDC models:	435 mA typ.
	24 Vin; 5 & ±5 VDC models:	530 mA typ.
	24 Vin; other output models:	510 mA typ.
	48 Vin; 3.3 VDC models:	215 mA typ.
Start-up voltage / under voltage shut down	12 Vin models:	8.5 VDC / 8 VDC
	24 Vin models:	16.5 VDC / 16 VDC
	48 Vin models:	32.5 VDC / 32 VDC
Surge voltage (1 sec. max.)	12 Vin models:	25 V max.
	24 Vin models:	50 V max.
	48 Vin models:	100 V max.
Reserve voltage protection		1.0 A max.
Conducted noise (input)		EN 55022 level A, FCC part 15, level A

Output Specifications

Voltage set accuracy		±1 %
Regulation	– Input variation Vin min. to Vin max.	0.3 % max.
	– Load variation 10 % – 90 %	single output models: 0.5 % max.
		dual output models: 1 % max. (balanced load)
		dual output models: 3 % max. (unbalanced load)
Ripple and noise (20 MHz Bandwidth)	single output models:	50 mVpk-pk max.
	dual output models:	75 mVpk-pk max.
Temperature coefficient		±0.02 %/K
Output current limitation		>110 % of I _{out} max., constant current
Short circuit protection		continuous (automatic recovery)
Capacitive load	single output models:	2200 µF max.
	dual output models:	470 µF max.

General Specifications

Temperature ranges	– Operating	–40°C to +85°C
	– Case temperature	+100°C max.
	– Storage	–40°C to +125°C
Derating (convection cooling)		3.3 %/K above 70°C
Humidity (non condensing)		95 % rel H max.
Reliability, calculated MTBF (MIL-HDBK-217F, at +25°C, ground benign)		>1 Mio h
Isolation Test Voltage (Input/Output, 60s)		1'500 VDC
Insulation System		Functional
Isolation Capacitance (Input/Output)		150 pF typ.
Isolation Resistance (Input/Output)		>1 G Ohm
Switching Frequency	single output models:	500 kHz typ. (pulse width modulation)
	dual output models:	300 kHz typ. (pulse width modulation)

All specifications valid at nominal input voltage, full load and +25°C after warm-up time unless otherwise stated.

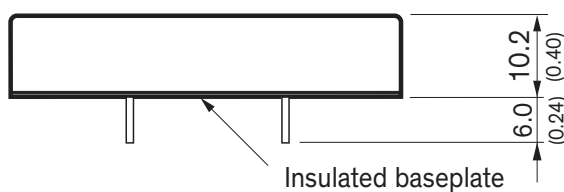
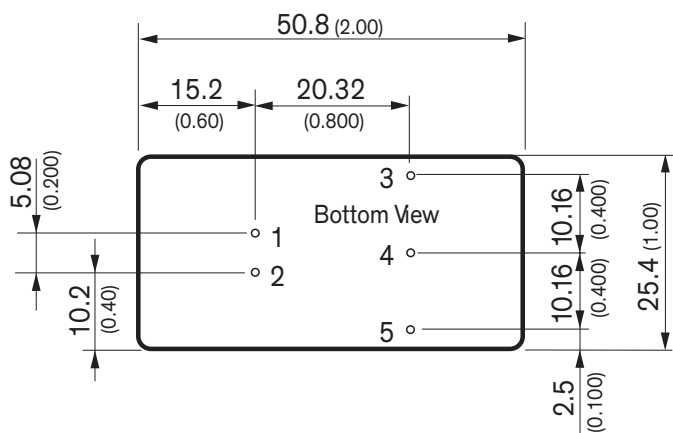
General Specifications

EMC immunity	- Electrostatic discharge ESD	EN 61000-4-2	8 kV / 6 kV, criteria B
	- RF field susceptibility	EN 61000-4-3	10 V/m, criteria A
	- Electrical fast transient / burst immunity input	EN 61000-4-4	±2 kV, criteria B
	- Surge immunity	EN 61000-4-5	±1 kV, criteria B
	- Immunity to conducted RF disturbances	EN 61000-4-6	10 Vrms, criteria A
Thermal shock, mechanical shock & vibration		EN 61373, MIL-STD-810F	
Safety standards		UL 60950-1, IEC/EN 60950-1	
Safety approvals	- UL/cUL	www.ul.com -> certifications -> File e188913	
Environmental compliance	- Reach - RoHS	www.tracopower.com/overview/ten10 directive 2011/65/EU	

Physical Specifications

Casing material	Steel chrome-nickel plated
Baseplate material	Epoxy
Potting material	Epoxy (UL 94 V-0 rated)
Weight	32 g (1.13 oz)
Soldering temperature	max. 265°C / 10 sec.
Thermal Impedance	7.0 K/W typ. 3.5 K/W typ. (with Heatsink)

Outline Dimensions



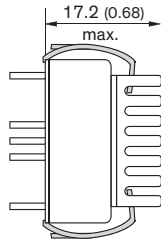
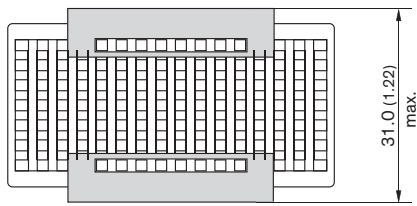
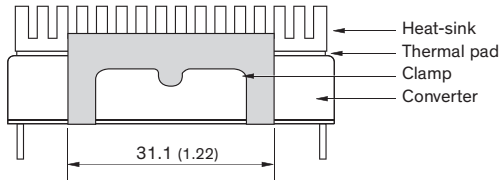
Pin-Out		
Pin	Single	Dual
1	+Vin (Vcc)	+Vin (Vcc)
2	-Vin (GND)	-Vin (GND)
3	+Vout	+Vout
4	No pin	Common
5	-Vout	-Vout

Dimensions in [mm], () = Inch
 Pin diameter: 1.0 ±0.05 (0.039 ±0.0019)
 Pin pitch tolerances: ±0.25 (±0.01)
 Casing tolerances: ±0.5 (±0.02)

All specifications valid at nominal input voltage, full load and +25°C after warm-up time unless otherwise stated.

Heat-Sink (Option)

Heat-sink TEN-HS4 (optional)



Order code: TEN-HS4

(cont.: heat-sink, thermal pad, 2 clamps)

Material: Aluminum

Finish: Anodic treatment (black)

Weight: 9 g (0.31oz) without converter



Note:

Before attaching the heatsink, the product label on converter has to be removed for optimal performance.

For volume orders we can supply the converters with heatsink already mounted. Please contact us for a relative quotation.

Looking for pricing, stock, or lifecycle information?

Click below to explore more details on WIN SOURCE:

-  [View TEN 10-2412 on WIN SOURCE](#)
-  [Traco Power Information](#)

Optimize Your Supply Chain with WIN SOURCE Solutions

-  Global Sourcing Solution
-  Obsolete Management
-  Cost Control Management
-  Shortage Management
-  Alternative Solution
-  Excess Inventory Management