




THE DATASHEET OF RASPBERRY PI 2 MODEL B





RASPBERRY PI 2 MODEL B



The Raspberry Pi 2 Model B is the second generation Raspberry Pi. It replaced the original [Raspberry Pi 1 Model B+](#) in February 2015. Compared to the Raspberry Pi 1 it has:

- A 900MHz quad-core ARM Cortex-A7 CPU
- 1GB RAM

Like the (Pi 1) Model B+, it also has:



- 4 USB ports
- 40 GPIO pins
- Full HDMI port
- Ethernet port
- Combined 3.5mm audio jack and composite video
- Camera interface (CSI)
- Display interface (DSI)
- Micro SD card slot
- VideoCore IV 3D graphics core

Because it has an ARMv7 processor, it can run the full range of ARM GNU/Linux distributions, including Snappy Ubuntu Core, as well as Microsoft Windows 10 ([see the blog](#) for more information).

The Raspberry Pi 2 has an identical form factor to the previous (Pi 1) Model B+ and has complete compatibility with Raspberry Pi 1.

Looking for pricing, stock, or lifecycle information?

Click below to explore more details on WIN SOURCE:

-  [View RASPBERRY PI 2 MODEL B on WIN SOURCE](#)
-  [Raspberry Pi Information](#)

Optimize Your Supply Chain with WIN SOURCE Solutions

-  Global Sourcing Solution
-  Obsolete Management
-  Cost Control Management
-  Shortage Management
-  Alternative Solution
-  Excess Inventory Management