




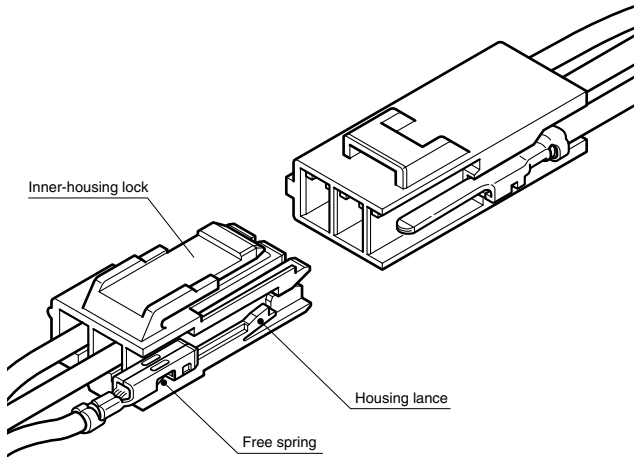
# THE DATASHEET OF SSM-21T-P1.4





# SL CONNECTOR

3.96mm pitch/Disconnectable Crimp style Wire-to-wire connectors



- Low insertion force contact
- Housing lance
- Inner-housing lock

## Specifications

- Current rating: 7A AC, DC max.
- Voltage rating: 300V AC, DC max.
- Temperature range: -25°C to +90°C  
(including temperature rise in applying electrical current)
- Contact resistance: Initial value/7m Ω max.  
After environmental testing/10m Ω max.
- Insulation resistance: 1,000M Ω min.
- Withstanding voltage: 1,500V AC/minute
- Applicable wire: AWG #26 to #18  
0.13 to 0.75mm<sup>2</sup>
- \* Compliant with RoHS.
- \* Refer to "General Instruction and Notice when using Terminals and Connectors" at the end of this catalog.
- \* Contact JST for details.

Note: The current rating varies depending on the number of circuits and the wire size used in each connector. The table below lists the current rating as a function of the number of circuits and the wire size.

Current unit: A

Circuits	Wire size (AWG)				
	#18	#20	#22	#24	#26
1	7	5	4	3	2
2	7	5	4	3	2
3	6	4	4	3	2
4	6	4	4	3	2
6	6	4	4	3	2

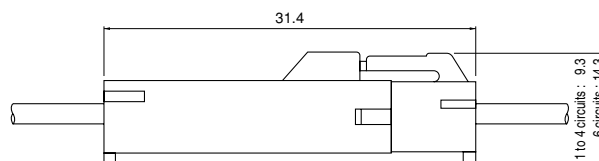
## Standards

Recognized E60389

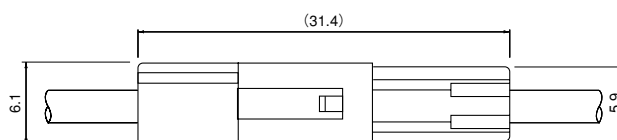
Certified LR20812

R9351104

## Assembly layout



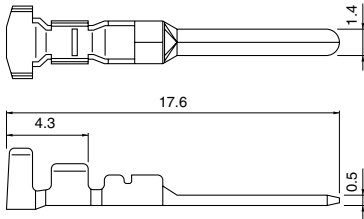
Both side lock product



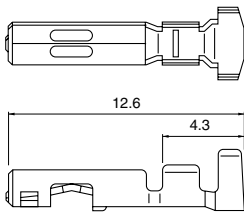
# SL CONNECTOR

## Contact

### Pin contact



### Socket contact



Model No.		Applicable wire		Insulation O.D. (mm)	Q'ty / reel
Pin contact	Socket contact	mm <sup>2</sup>	AWG #		
<b>SSM-01T-P1.4</b>	<b>SSF-01T-P1.4</b>	0.13~0.5	26~20	1.3~2.5	6,000
<b>SSM-21T-P1.4</b>	<b>SSF-21T-P1.4</b>	0.3 ~0.75	22~18	1.5~2.5	

### Material and Finish

Phosphor bronze, tin-plated (reflow treatment)

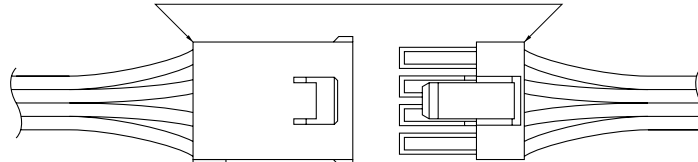
### RoHS compliance

Note: Contact JST for special products.

Contact	Crimping machine	Applicator		
		Crimp applicator	Dies	Crimp applicator with dies
<b>SSM-01T-P1.4</b>	AP-K2N	MKS-L	MK/SSF/M-01-14	APLMK SSF/M01-14
<b>SSF-01T-P1.4</b>		—	—	—
<b>SSM-21T-P1.4</b>		MKS-L	MK/SSF/M-21-14	APLMK SSF/M21-14
<b>SSF-21T-P1.4</b>		—	—	—

## Contact position location numbers

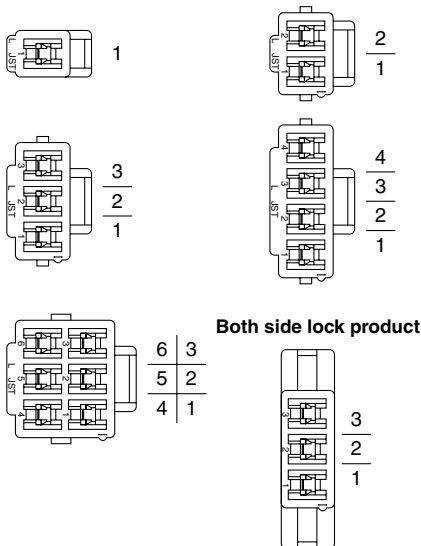
Contact position numbers are stamped



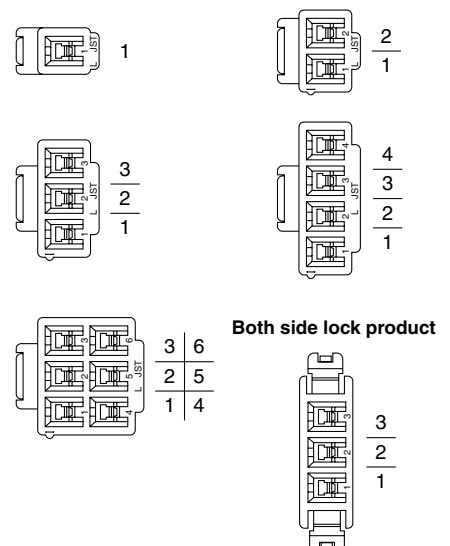
Receptacle housing

Plug housing

### Receptacle housing



### Plug housing



# SL CONNECTOR

## Housing

Material: PA 66, UL94V-0, white



Circuits	Voltage rating	Current rating	Receptacle housing(for pin contact)	Q'ty / bag	Plug housing(for socket contact)	Q'ty / bag
1	300V	7A	<b>SLR-01VF</b> 	1,000	<b>SLP-01V</b> 	1,000
2	300V	7A	<b>SLR-02VF</b> 	500	<b>SLP-02V</b> 	500
3	300V	6A	<b>SLR-03VF</b> 	500	<b>SLP-03V</b> 	500
4	300V	6A	<b>SLR-04VF</b> 	500	<b>SLP-04V</b> 	500
6	300V	6A	<b>SLR-06VF</b> 	500	<b>SLP-06V</b> 	500
3	300V	6A	<b>Both side lock product</b> <b>*SLR-03VF-MD</b> 	500	<b>Both side lock product</b> <b>*SLP-03V-MD</b> 	500

### RoHS compliance

Note: 1. \*Marked products are not CSA/TÜV approved.  
 2. Contact JST for special products.

## Looking for pricing, stock, or lifecycle information?

Click below to explore more details on WIN SOURCE:

-  [View SSM-21T-P1.4 on WIN SOURCE](#)
-  [JST Sales America Inc. Information](#)

## Optimize Your Supply Chain with WIN SOURCE Solutions

-  Global Sourcing Solution
-  Obsolete Management
-  Cost Control Management
-  Shortage Management
-  Alternative Solution
-  Excess Inventory Management