



**THE DATASHEET OF
BSCQ000603031N8B00**



Electrical Characteristics

| Part Number | Inductance (nH) | Tolerance (±%) | Q Min | Test Freq. (MHz) | Q Typical | | | | | SRF (MHz) Min | RDC (Ω) Max | IDC (mA) Max |
|--------------------|-----------------|----------------------|-------|------------------|-----------|---------|---------|---------|---------|---------------|-------------|--------------|
| | | | | | 500 MHz | 800 MHz | 1.8 GHz | 2.0 GHz | 2.4 GHz | | | |
| BSCQ000603030N6□00 | 0.6 | ±0.1nH/±0.2nH/±0.3nH | 14 | 500 | >24 | >32 | >54 | >57 | >65 | 10000 | 0.06 | 900 |
| BSCQ000603030N7□00 | 0.7 | ±0.1nH/±0.2nH/±0.3nH | 14 | 500 | >24 | >32 | >54 | >57 | >65 | 10000 | 0.06 | 900 |
| BSCQ000603030N8□00 | 0.8 | ±0.1nH/±0.2nH/±0.3nH | 14 | 500 | >24 | >32 | >54 | >57 | >65 | 10000 | 0.06 | 900 |
| BSCQ000603030N9□00 | 0.9 | ±0.1nH/±0.2nH/±0.3nH | 14 | 500 | >24 | >32 | >54 | >57 | >65 | 10000 | 0.06 | 900 |
| BSCQ000603031N0□00 | 1.0 | ±0.1nH/±0.2nH/±0.3nH | 14 | 500 | 23 | 32 | 54 | 57 | 65 | 10000 | 0.07 | 850 |
| BSCQ000603031N1□00 | 1.1 | ±0.1nH/±0.2nH/±0.3nH | 14 | 500 | 22 | 26 | 45 | 47 | 55 | 10000 | 0.07 | 850 |
| BSCQ000603031N2□00 | 1.2 | ±0.1nH/±0.2nH/±0.3nH | 14 | 500 | 22 | 25 | 43 | 44 | 52 | 10000 | 0.08 | 800 |
| BSCQ000603031N3□00 | 1.3 | ±0.1nH/±0.2nH/±0.3nH | 14 | 500 | 19 | 25 | 40 | 42 | 47 | 10000 | 0.09 | 760 |
| BSCQ000603031N4□00 | 1.4 | ±0.1nH/±0.2nH/±0.3nH | 14 | 500 | 19 | 24 | 339 | 41 | 47 | 10000 | 0.12 | 640 |
| BSCQ000603031N5□00 | 1.5 | ±0.1nH/±0.2nH/±0.3nH | 14 | 500 | 19 | 24 | 39 | 41 | 46 | 10000 | 0.15 | 600 |
| BSCQ000603031N6□00 | 1.6 | ±0.1nH/±0.2nH/±0.3nH | 14 | 500 | 19 | 24 | 39 | 41 | 46 | 10000 | 0.19 | 510 |
| BSCQ000603031N7□00 | 1.7 | ±0.1nH/±0.2nH/±0.3nH | 14 | 500 | 19 | 24 | 39 | 41 | 46 | 10000 | 0.11 | 680 |
| BSCQ000603031N8□00 | 1.8 | ±0.1nH/±0.2nH/±0.3nH | 14 | 500 | 19 | 24 | 39 | 41 | 46 | 10000 | 0.12 | 640 |
| BSCQ000603031N9□00 | 1.9 | ±0.1nH/±0.2nH/±0.3nH | 14 | 500 | 18 | 24 | 38 | 40 | 45 | 10000 | 0.13 | 620 |
| BSCQ000603032N0□00 | 2.0 | ±0.1nH/±0.2nH/±0.3nH | 14 | 500 | 17 | 24 | 38 | 39 | 44 | 10000 | 0.15 | 600 |
| BSCQ000603032N1□00 | 2.1 | ±0.1nH/±0.2nH/±0.3nH | 14 | 500 | 17 | 24 | 37 | 39 | 44 | 10000 | 0.16 | 550 |
| BSCQ000603032N2□00 | 2.2 | ±0.1nH/±0.2nH/±0.3nH | 14 | 500 | 17 | 24 | 38 | 40 | 43 | 10000 | 0.20 | 500 |
| BSCQ000603032N3□00 | 2.3 | ±0.1nH/±0.2nH/±0.3nH | 14 | 500 | 17 | 24 | 37 | 39 | 43 | 10000 | 0.24 | 460 |
| BSCQ000603032N4□00 | 2.4 | ±0.1nH/±0.2nH/±0.3nH | 14 | 500 | 17 | 23 | 36 | 38 | 42 | 10000 | 0.26 | 430 |
| BSCQ000603032N5□00 | 2.5 | ±0.1nH/±0.2nH/±0.3nH | 14 | 500 | 17 | 23 | 35 | 36 | 40 | 10000 | 0.28 | 415 |
| BSCQ000603032N6□00 | 2.6 | ±0.1nH/±0.2nH/±0.3nH | 14 | 500 | 17 | 22 | 34 | 35 | 39 | 10000 | 0.30 | 405 |
| BSCQ000603032N7□00 | 2.7 | ±0.1nH/±0.2nH/±0.3nH | 14 | 500 | 17 | 22 | 34 | 35 | 39 | 10000 | 0.32 | 400 |
| BSCQ000603032N8□00 | 2.8 | ±0.1nH/±0.2nH/±0.3nH | 14 | 500 | 17 | 22 | 34 | 35 | 39 | 9500 | 0.20 | 500 |
| BSCQ000603032N9□00 | 2.9 | ±0.1nH/±0.2nH/±0.3nH | 14 | 500 | 17 | 22 | 34 | 35 | 39 | 9300 | 0.22 | 480 |
| BSCQ000603033N0□00 | 3.0 | ±0.1nH/±0.2nH/±0.3nH | 14 | 500 | 17 | 22 | 34 | 35 | 39 | 9100 | 0.24 | 460 |
| BSCQ000603033N1□00 | 3.1 | ±0.1nH/±0.2nH/±0.3nH | 14 | 500 | 17 | 22 | 34 | 35 | 39 | 8900 | 0.25 | 450 |
| BSCQ000603033N2□00 | 3.2 | ±0.1nH/±0.2nH/±0.3nH | 14 | 500 | 17 | 22 | 33 | 35 | 39 | 8700 | 0.28 | 415 |
| BSCQ000603033N3□00 | 3.3 | ±0.1nH/±0.2nH/±0.3nH | 14 | 500 | 18 | 23 | 34 | 36 | 40 | 8600 | 0.28 | 415 |
| BSCQ000603033N4□00 | 3.4 | ±0.1nH/±0.2nH/±0.3nH | 14 | 500 | 17 | 23 | 33 | 35 | 39 | 8400 | 0.29 | 410 |
| BSCQ000603033N5□00 | 3.5 | ±0.1nH/±0.2nH/±0.3nH | 14 | 500 | 17 | 23 | 33 | 35 | 39 | 8200 | 0.30 | 405 |
| BSCQ000603033N6□00 | 3.6 | ±0.1nH/±0.2nH/±0.3nH | 14 | 500 | 16 | 23 | 33 | 35 | 39 | 8100 | 0.32 | 400 |
| BSCQ000603033N7□00 | 3.7 | ±0.1nH/±0.2nH/±0.3nH | 14 | 500 | 16 | 23 | 33 | 35 | 38 | 8000 | 0.36 | 370 |

| | | | | | | | | | | | | |
|--------------------|-----|----------------------|----|-----|----|----|----|----|----|------|------|-----|
| BSCQ000603033N8□00 | 3.8 | ±0.1nH/±0.2nH/±0.3nH | 14 | 500 | 16 | 22 | 33 | 35 | 38 | 7800 | 0.40 | 355 |
| BSCQ000603033N9□00 | 3.9 | ±0.1nH/±0.2nH/±0.3nH | 14 | 500 | 16 | 22 | 33 | 35 | 38 | 7700 | 0.41 | 350 |

Note: When ordering, please specify tolerance code. Tolerance : B=±0.1nH , C=±0.2nH , S=±0.3nH , H=±3% , J=±5%

- Operating temperature range - 55°C ~ 125°C(Including self - temperature rise)
- IDC : Applied the current to coils, the inductance shall be less than 10% initial value
- Residual impedance of short chip : 0.48nH
- Measure Equipment :
 L & Q : Agilent E4991A+Agilent 16197A
 SRF : Agilent E4991A or HP19196C
 RDC : HP4338B or CHEN HWA 502

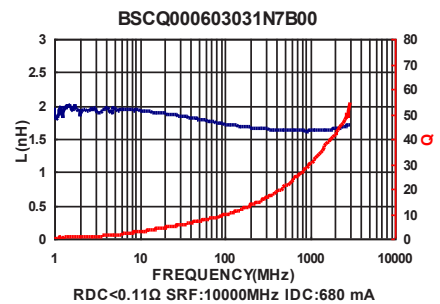
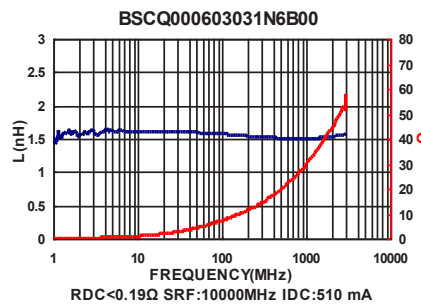
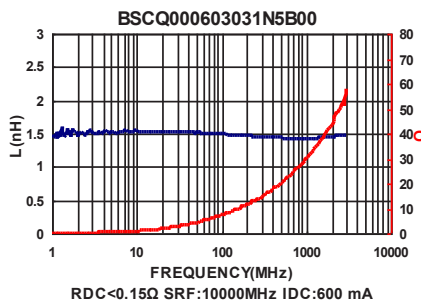
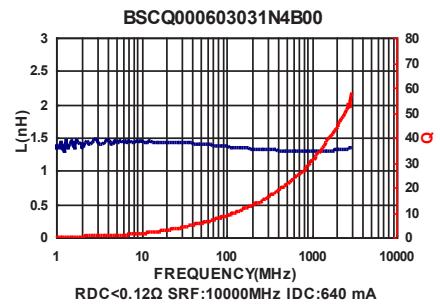
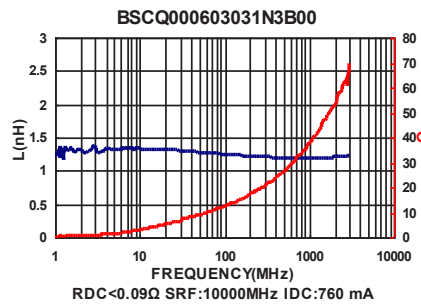
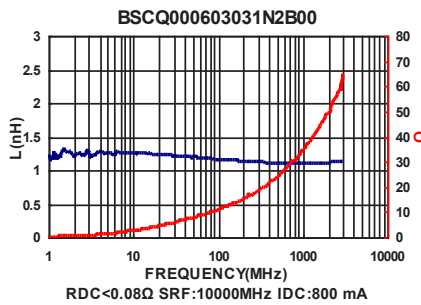
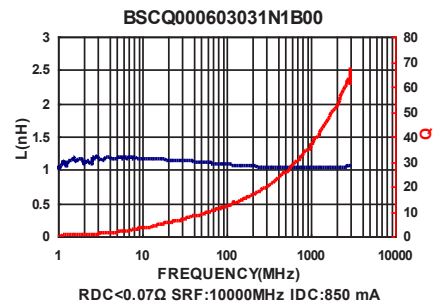
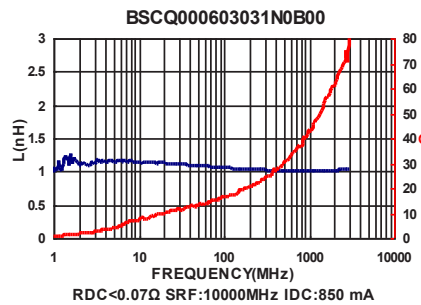
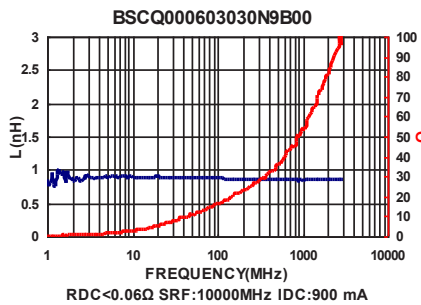
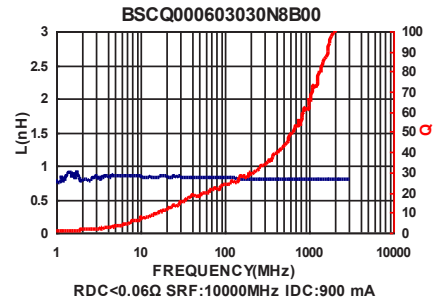
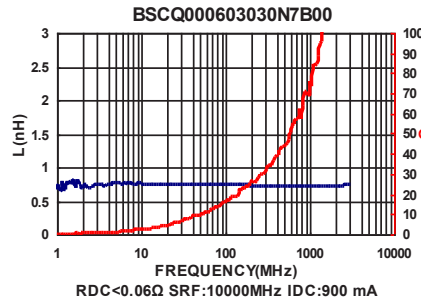
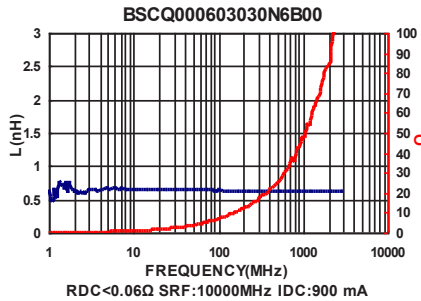
Electrical Characteristics

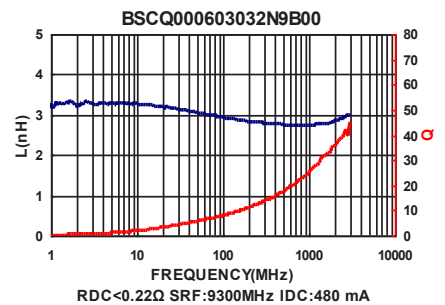
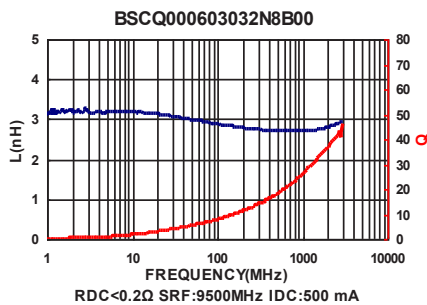
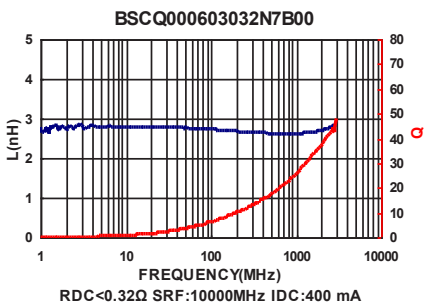
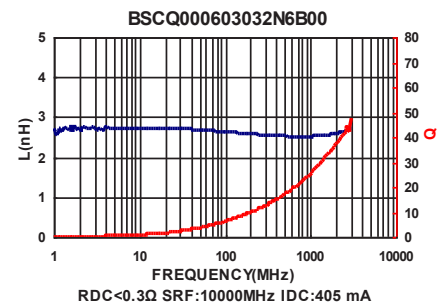
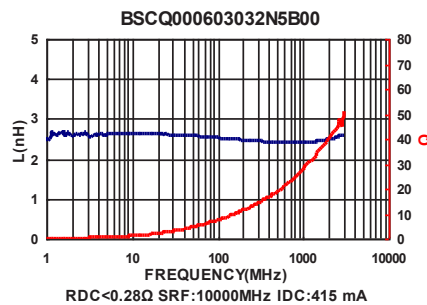
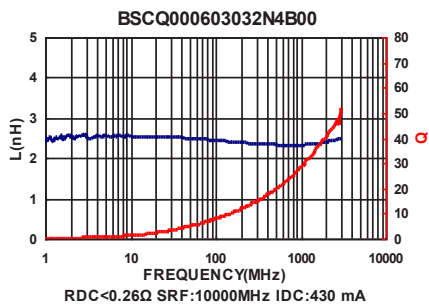
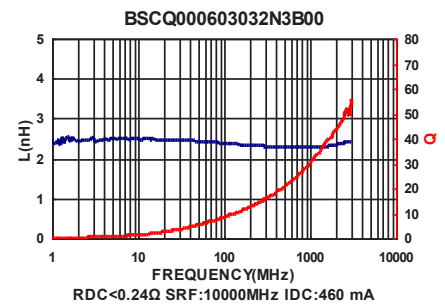
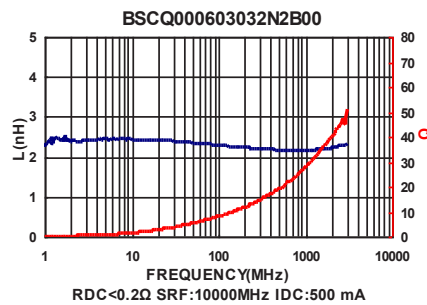
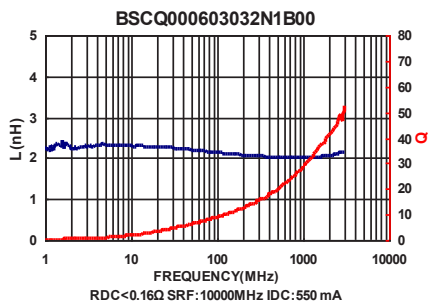
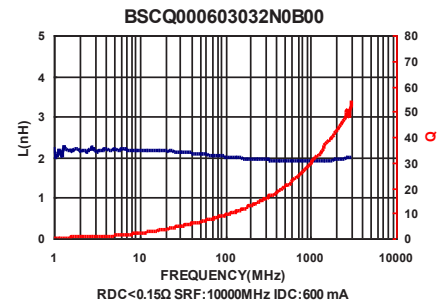
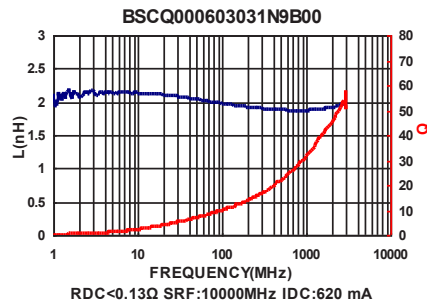
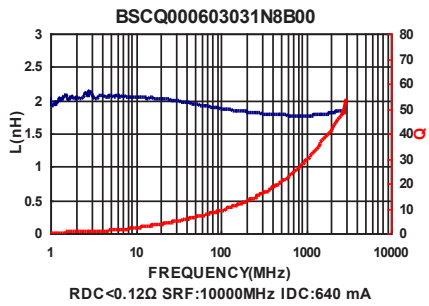
| Part Number | Inductance (nH) | Tolerance (±%) | Q Min | Test Freq. (MHz) | Q Typical | | | | | SRF (MHz) Min | RDC (Ω) Max | IDC (mA) Max |
|--------------------|-----------------|----------------|-------|------------------|-----------|---------|---------|---------|---------|---------------|-------------|--------------|
| | | | | | 500 MHz | 800 MHz | 1.8 GHz | 2.0 GHz | 2.4 GHz | | | |
| BSCQ000603034N3□00 | 4.3 | ±0.2nH/±0.3nH | 14 | 500 | 16 | 21 | 32 | 34 | 37 | 6500 | 0.48 | 320 |
| BSCQ000603034N7□00 | 4.7 | ±0.2nH/±0.3nH | 14 | 500 | 16 | 22 | 33 | 35 | 38 | 6400 | 0.42 | 350 |
| BSCQ000603035N1□00 | 5.1 | ±0.2nH/±0.3nH | 14 | 500 | 17 | 22 | 34 | 36 | 38 | 6100 | 0.45 | 330 |
| BSCQ000603035N6□00 | 5.6 | ±0.2nH/±0.3nH | 14 | 500 | 16 | 21 | 33 | 34 | 37 | 5500 | 0.47 | 325 |
| BSCQ000603036N2□00 | 6.2 | ±0.2nH/±0.3nH | 14 | 500 | 18 | 23 | 34 | 35 | 37 | 5100 | 0.52 | 305 |
| BSCQ000603036N8□00 | 6.8 | 3 / 5 | 14 | 500 | 17 | 22 | 32 | 33 | 35 | 4800 | 0.55 | 305 |
| BSCQ000603037N5□00 | 7.5 | 3 / 5 | 14 | 500 | 16 | 21 | 31 | 33 | 34 | 4600 | 0.55 | 305 |
| BSCQ000603038N2□00 | 8.2 | 3 / 5 | 14 | 500 | 16 | 21 | 31 | 32 | 34 | 4300 | 0.57 | 290 |
| BSCQ000603039N1□00 | 9.1 | 3 / 5 | 14 | 500 | 16 | 20 | 30 | 31 | 32 | 4000 | 0.65 | 270 |
| BSCQ0006030310N□00 | 10 | 3 / 5 | 14 | 500 | 16 | 20 | 28 | 29 | 31 | 3800 | 0.85 | 230 |
| BSCQ0006030312N□00 | 12 | 3 / 5 | 12 | 500 | 16 | 20 | 27 | 28 | 28 | 3300 | 0.85 | 230 |
| BSCQ0006030315N□00 | 15 | 3 / 5 | 12 | 500 | 15 | 19 | 24 | 24 | 23 | 2600 | 0.89 | 220 |
| BSCQ0006030318N□00 | 18 | 3 / 5 | 12 | 500 | 15 | 19 | 23 | 24 | 22 | 2300 | 1.05 | 205 |
| BSCQ0006030322N□00 | 22 | 3 / 5 | 12 | 500 | 15 | 19 | 22 | 23 | 20 | 1900 | 1.29 | 190 |

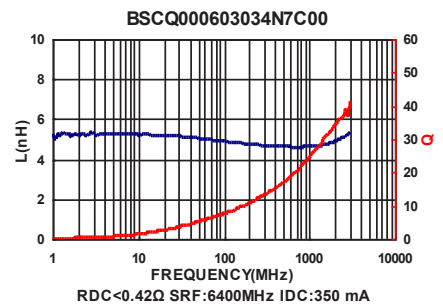
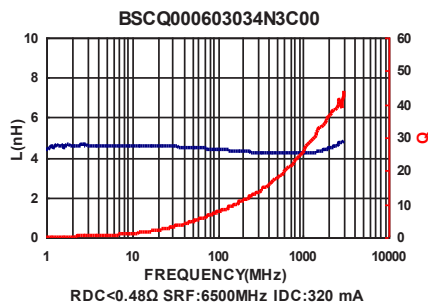
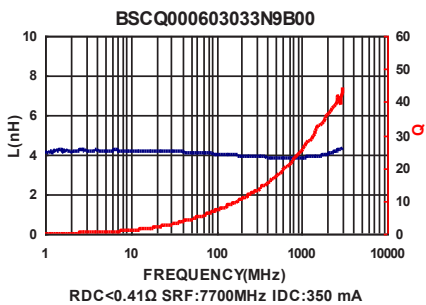
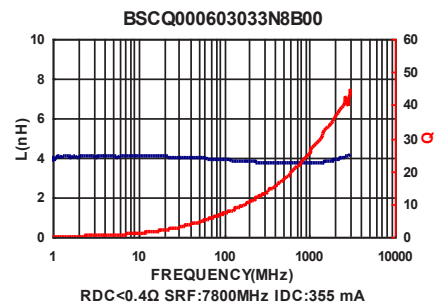
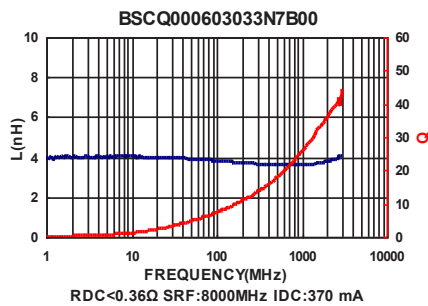
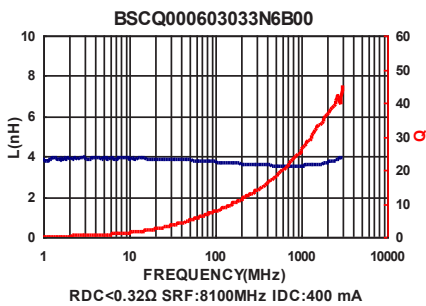
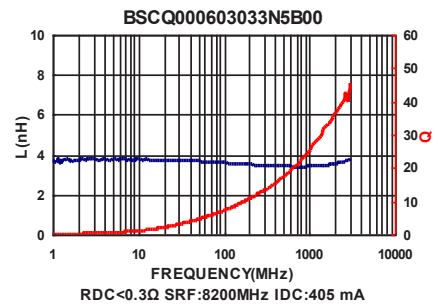
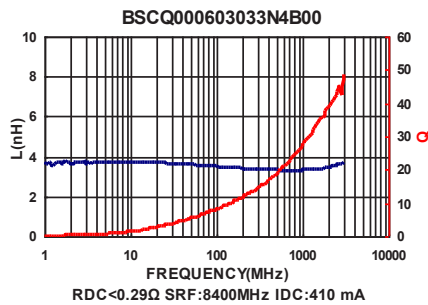
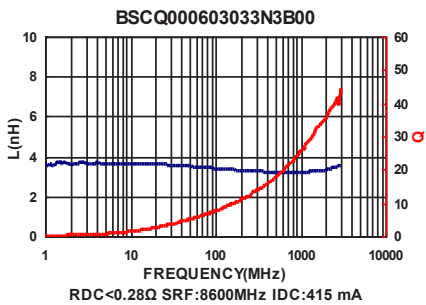
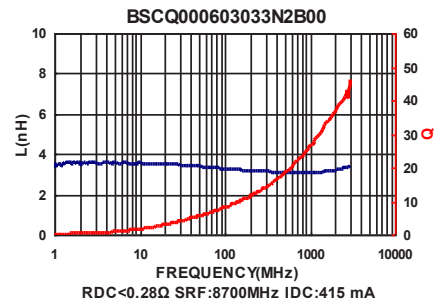
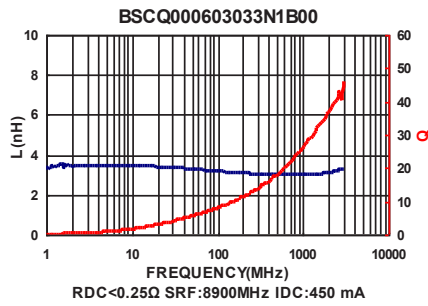
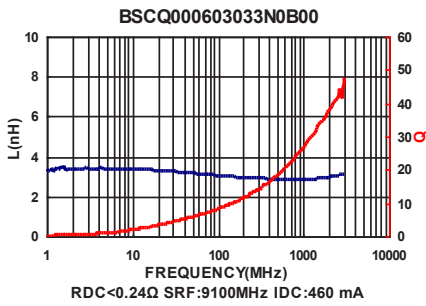
Note: When ordering, please specify tolerance code. Tolerance : B=±0.1nH , C=±0.2nH , S=±0.3nH , H=±3% , J=±5%

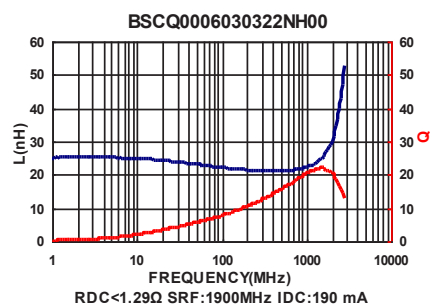
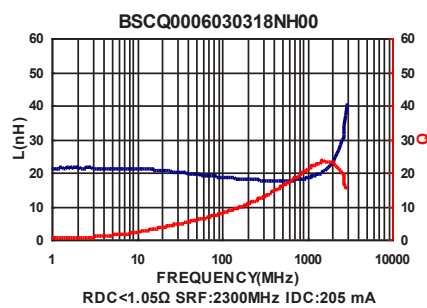
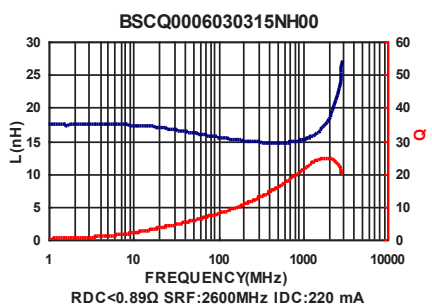
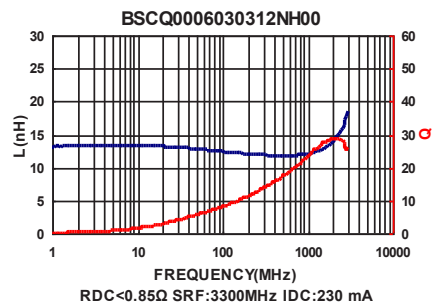
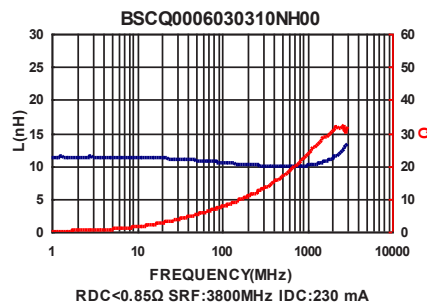
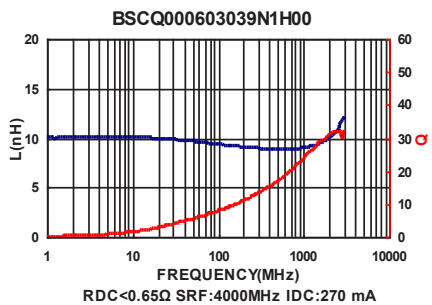
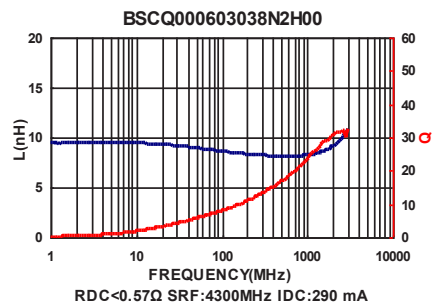
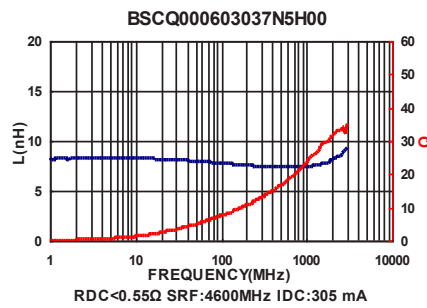
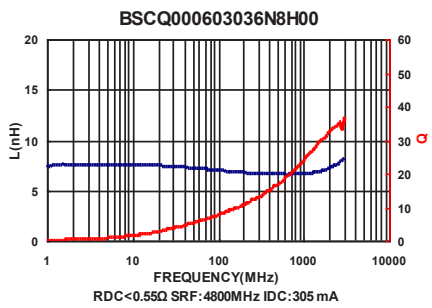
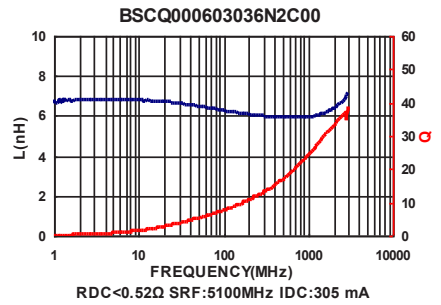
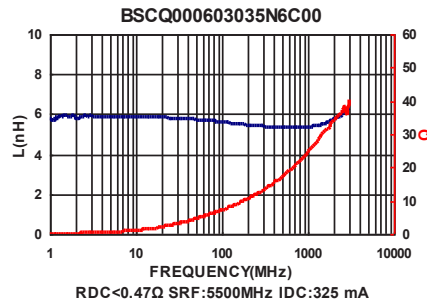
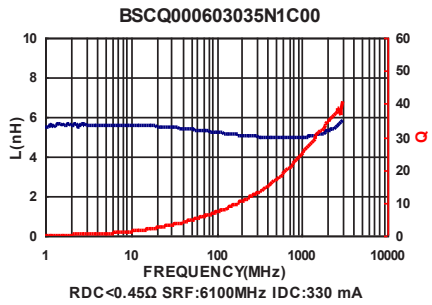
- Operating temperature range - 55°C ~ 125°C(Including self - temperature rise)
- IDC : Applied the current to coils, the inductance shall be less than 10% initial value
- Residual impedance of short chip : 0.48nH
- Measure Equipment :
 L & Q : Agilent E4991A+Agilent 16197A
 SRF : Agilent E4991A or HP19196C
 RDC : HP4338B or CHEN HWA 502

Test Instruments : Agilent E4991A Material/Impedance Analyzer









Electrical Characteristics

| Part Number | Inductance (nH) | Tolerance (±%) | Q Min | Test Frequency (MHz) | SRF (MHz) Min | RDC (Ω) Max | IDC (mA) Max |
|--------------------|-----------------|----------------------|-------|----------------------|---------------|-------------|--------------|
| BSCQ000603030N1□HR | 0.1 | ±0.1nH/±0.2nH/±0.3nH | 14 | 500 | 10000 | 0.06 | 900 |
| BSCQ000603030N2□HR | 0.2 | ±0.1nH/±0.2nH/±0.3nH | 14 | 500 | 10000 | 0.06 | 900 |
| BSCQ000603030N3□HR | 0.3 | ±0.1nH/±0.2nH/±0.3nH | 14 | 500 | 10000 | 0.06 | 900 |
| BSCQ000603030N4□HR | 0.4 | ±0.1nH/±0.2nH/±0.3nH | 14 | 500 | 10000 | 0.06 | 900 |
| BSCQ000603030N5□HR | 0.5 | ±0.1nH/±0.2nH/±0.3nH | 14 | 500 | 10000 | 0.07 | 850 |
| BSCQ000603030N6□HR | 0.6 | ±0.1nH/±0.2nH/±0.3nH | 14 | 500 | 10000 | 0.07 | 850 |
| BSCQ000603030N7□HR | 0.7 | ±0.1nH/±0.2nH/±0.3nH | 14 | 500 | 10000 | 0.08 | 800 |
| BSCQ000603030N8□HR | 0.8 | ±0.1nH/±0.2nH/±0.3nH | 14 | 500 | 10000 | 0.09 | 760 |
| BSCQ000603030N9□HR | 0.9 | ±0.1nH/±0.2nH/±0.3nH | 14 | 500 | 10000 | 0.12 | 640 |
| BSCQ000603031N0□HR | 1.0 | ±0.1nH/±0.2nH/±0.3nH | 14 | 500 | 10000 | 0.15 | 600 |
| BSCQ000603031N1□HR | 1.1 | ±0.1nH/±0.2nH/±0.3nH | 14 | 500 | 10000 | 0.19 | 510 |
| BSCQ000603031N2□HR | 1.2 | ±0.1nH/±0.2nH/±0.3nH | 14 | 500 | 10000 | 0.11 | 680 |
| BSCQ000603031N3□HR | 1.3 | ±0.1nH/±0.2nH/±0.3nH | 14 | 500 | 10000 | 0.12 | 640 |
| BSCQ000603031N4□HR | 1.4 | ±0.1nH/±0.2nH/±0.3nH | 14 | 500 | 10000 | 0.13 | 620 |
| BSCQ000603031N5□HR | 1.5 | ±0.1nH/±0.2nH/±0.3nH | 14 | 500 | 10000 | 0.15 | 600 |
| BSCQ000603031N6□HR | 1.6 | ±0.1nH/±0.2nH/±0.3nH | 14 | 500 | 10000 | 0.16 | 550 |
| BSCQ000603031N7□HR | 1.7 | ±0.1nH/±0.2nH/±0.3nH | 14 | 500 | 10000 | 0.20 | 500 |
| BSCQ000603031N8□HR | 1.8 | ±0.1nH/±0.2nH/±0.3nH | 14 | 500 | 10000 | 0.24 | 460 |
| BSCQ000603031N9□HR | 1.9 | ±0.1nH/±0.2nH/±0.3nH | 14 | 500 | 10000 | 0.26 | 430 |
| BSCQ000603032N0□HR | 2.0 | ±0.1nH/±0.2nH/±0.3nH | 14 | 500 | 10000 | 0.28 | 415 |
| BSCQ000603032N1□HR | 2.1 | ±0.1nH/±0.2nH/±0.3nH | 14 | 500 | 10000 | 0.30 | 405 |
| BSCQ000603032N2□HR | 2.2 | ±0.1nH/±0.2nH/±0.3nH | 14 | 500 | 10000 | 0.32 | 400 |
| BSCQ000603032N3□HR | 2.3 | ±0.1nH/±0.2nH/±0.3nH | 14 | 500 | 9500 | 0.20 | 500 |
| BSCQ000603032N4□HR | 2.4 | ±0.1nH/±0.2nH/±0.3nH | 14 | 500 | 9300 | 0.22 | 480 |
| BSCQ000603032N5□HR | 2.5 | ±0.1nH/±0.2nH/±0.3nH | 14 | 500 | 9100 | 0.24 | 460 |
| BSCQ000603032N6□HR | 2.6 | ±0.1nH/±0.2nH/±0.3nH | 14 | 500 | 8900 | 0.25 | 450 |
| BSCQ000603032N7□HR | 2.7 | ±0.1nH/±0.2nH/±0.3nH | 14 | 500 | 8700 | 0.28 | 415 |
| BSCQ000603032N8□HR | 2.8 | ±0.1nH/±0.2nH/±0.3nH | 14 | 500 | 8600 | 0.28 | 415 |
| BSCQ000603032N9□HR | 2.9 | ±0.1nH/±0.2nH/±0.3nH | 14 | 500 | 8400 | 0.29 | 410 |
| BSCQ000603033N0□HR | 3.0 | ±0.1nH/±0.2nH/±0.3nH | 14 | 500 | 8200 | 0.30 | 405 |

| | | | | | | | |
|--------------------|-----|----------------------|----|-----|------|------|-----|
| BSCQ000603033N1□HR | 3.1 | ±0.1nH/±0.2nH/±0.3nH | 14 | 500 | 8100 | 0.32 | 400 |
| BSCQ000603033N2□HR | 3.2 | ±0.1nH/±0.2nH/±0.3nH | 14 | 500 | 8000 | 0.36 | 370 |

Note: When ordering, please specify tolerance code. Tolerance : B=±0.1nH , C=±0.2nH , S=±0.3nH , H=±3% , J=±5%

- Operating temperature range - 55°C ~ 125°C(Including self - temperature rise)
- IDC : Applied the current to coils, the inductance shall be less than 10% initial value
- Residual impedance of short chip : 0nH
- Measure Equipment :
 L & Q : Agilent E4991A+Agilent 16197A
 SRF : Agilent E4991A or HP19196C
 RDC : HP4338B or CHEN HWA 502

Electrical Characteristics

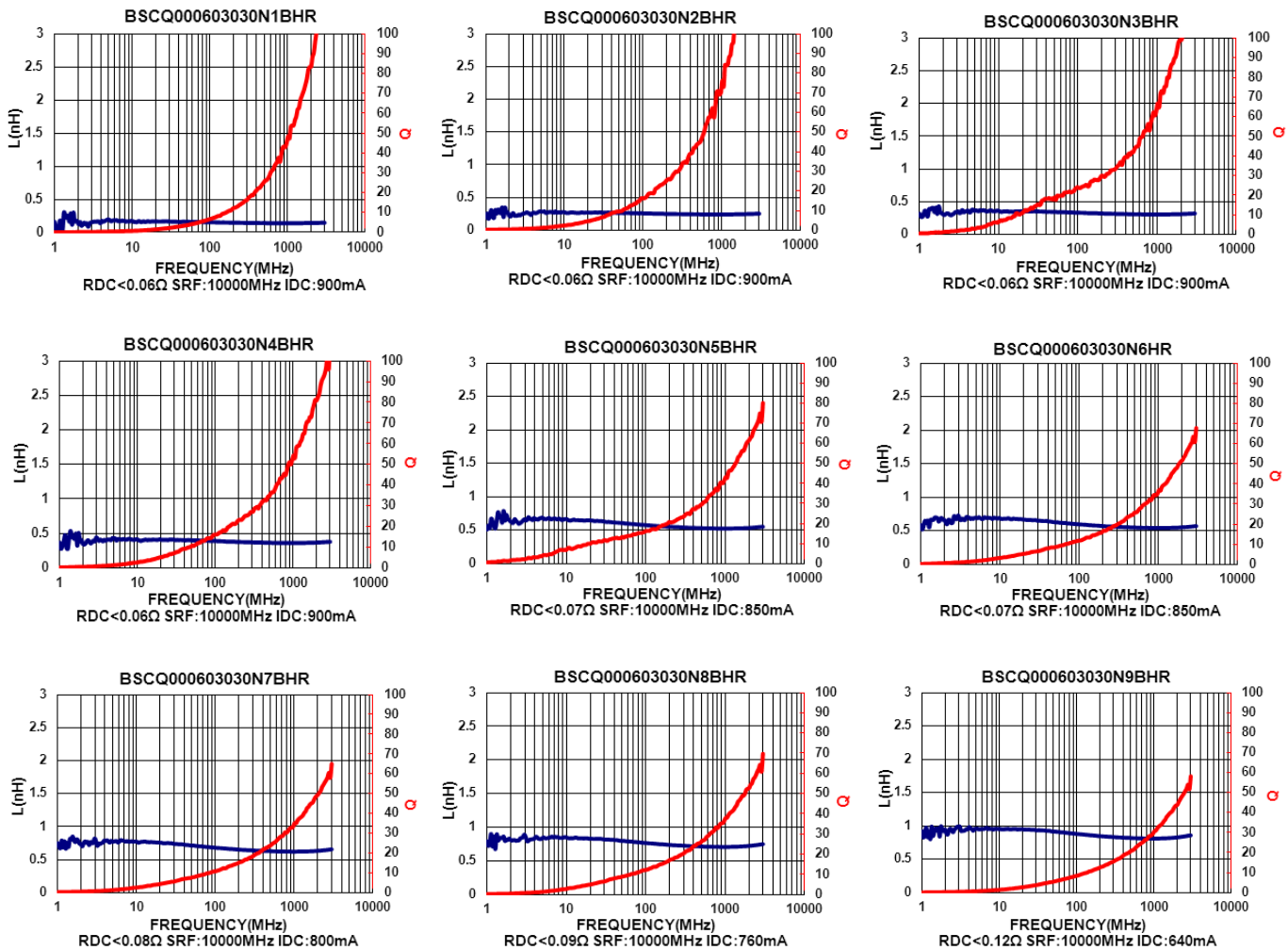
| Part Number | Inductance (nH) | Tolerance (±%) | Q Min | Test Frequency (MHz) | SRF (MHz) Min | RDC (Ω) Max | IDC (mA) Max |
|--------------------|-----------------|----------------------|-------|----------------------|---------------|-------------|--------------|
| BSCQ000603033N3□HR | 3.3 | ±0.1nH/±0.2nH/±0.3nH | 14 | 500 | 7800 | 0.40 | 355 |
| BSCQ000603033N4□HR | 3.4 | ±0.1nH/±0.2nH/±0.3nH | 14 | 500 | 7700 | 0.41 | 350 |
| BSCQ000603033N5□HR | 3.5 | ±0.1nH/±0.2nH/±0.3nH | 14 | 500 | 7700 | 0.41 | 350 |
| BSCQ000603033N6□HR | 3.6 | ±0.1nH/±0.2nH/±0.3nH | 14 | 500 | 6500 | 0.48 | 320 |
| BSCQ000603033N7□HR | 3.7 | ±0.1nH/±0.2nH/±0.3nH | 14 | 500 | 6500 | 0.48 | 320 |
| BSCQ000603033N8□HR | 3.8 | ±0.1nH/±0.2nH/±0.3nH | 14 | 500 | 6500 | 0.48 | 320 |
| BSCQ000603033N9□HR | 3.9 | ±0.1nH/±0.2nH/±0.3nH | 14 | 500 | 6500 | 0.48 | 320 |
| BSCQ000603034N3□HR | 4.3 | ±0.2nH/±0.3nH | 14 | 500 | 6400 | 0.42 | 350 |
| BSCQ000603034N7□HR | 4.7 | ±0.2nH/±0.3nH | 14 | 500 | 6100 | 0.45 | 330 |
| BSCQ000603035N1□HR | 5.1 | ±0.2nH/±0.3nH | 14 | 500 | 5500 | 0.47 | 325 |
| BSCQ000603035N6□HR | 5.6 | ±0.2nH/±0.3nH | 14 | 500 | 5100 | 0.52 | 305 |
| BSCQ000603036N2□HR | 6.2 | ±0.2nH/±0.3nH | 14 | 500 | 4800 | 0.55 | 305 |
| BSCQ000603036N8□HR | 6.8 | 3 / 5 | 14 | 500 | 4600 | 0.55 | 305 |
| BSCQ000603037N5□HR | 7.5 | 3 / 5 | 14 | 500 | 4300 | 0.57 | 290 |
| BSCQ000603038N2□HR | 8.2 | 3 / 5 | 14 | 500 | 4000 | 0.65 | 270 |
| BSCQ000603039N1□HR | 9.1 | 3 / 5 | 14 | 500 | 3800 | 0.85 | 230 |
| BSCQ0006030310N□HR | 10 | 3 / 5 | 14 | 500 | 3800 | 0.85 | 230 |
| BSCQ0006030312N□HR | 12 | 3 / 5 | 12 | 500 | 3300 | 0.85 | 230 |
| BSCQ0006030315N□HR | 15 | 3 / 5 | 12 | 500 | 2600 | 0.89 | 220 |
| BSCQ0006030318N□HR | 18 | 3 / 5 | 12 | 500 | 2300 | 1.05 | 205 |

| | | | | | | | |
|--------------------|----|-------|----|-----|------|------|-----|
| BSCQ0006030322N□HR | 22 | 3 / 5 | 12 | 500 | 1900 | 1.29 | 190 |
|--------------------|----|-------|----|-----|------|------|-----|

Note: When ordering, please specify tolerance code. Tolerance : B=±0.1nH , C=±0.2nH , S=±0.3nH , H=±3% , J=±5%

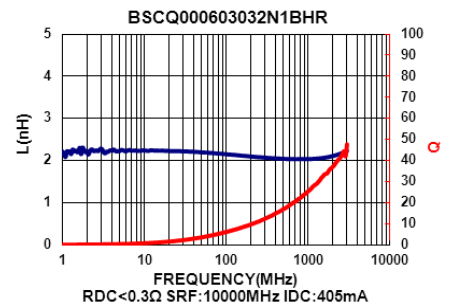
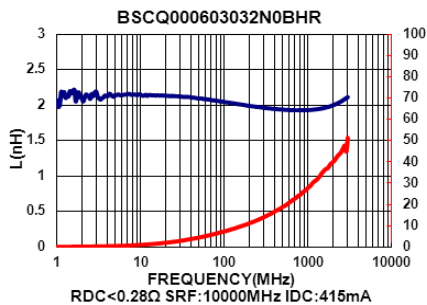
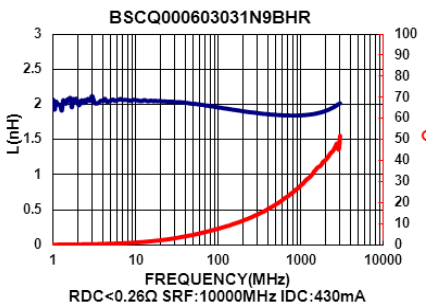
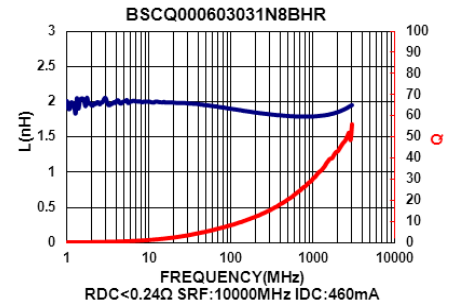
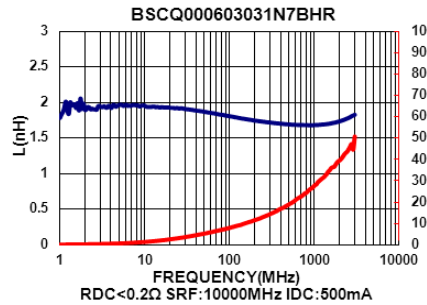
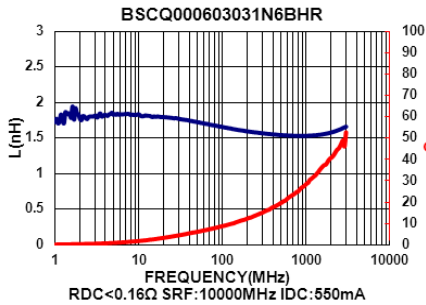
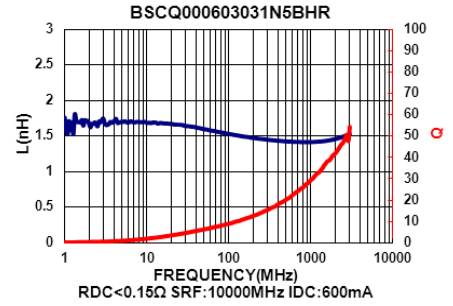
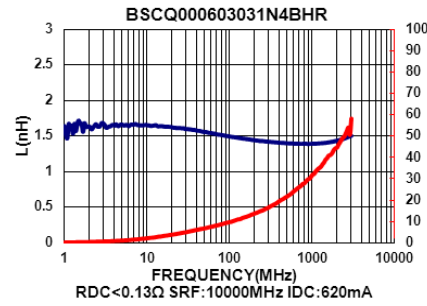
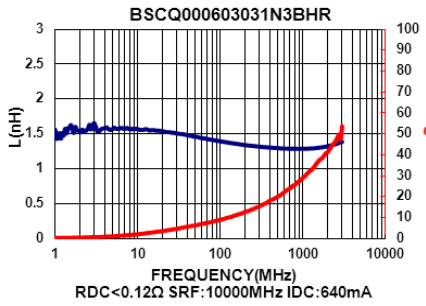
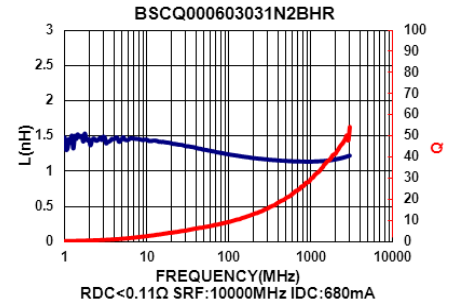
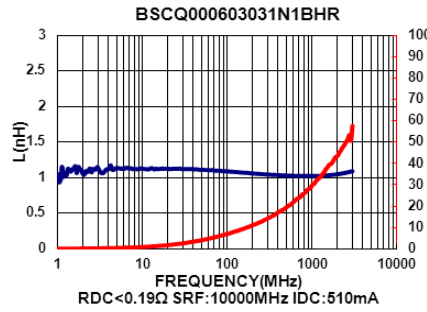
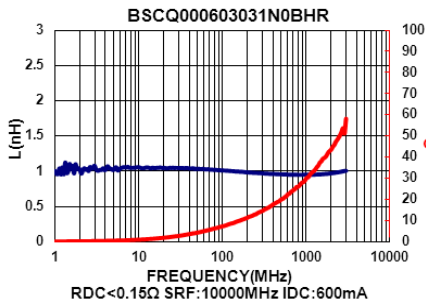
- Operating temperature range - 55°C ~ 125°C(Including self - temperature rise)
- IDC : Applied the current to coils, the inductance shall be less than 10% initial value
- Residual impedance of short chip : 0nH
- Measure Equipment :
 L & Q : Agilent E4991A+Agilent 16197A
 SRF : Agilent E4991A or HP19196C
 RDC : HP4338B or CHEN HWA 502

Test Instruments : Agilent E4991A Material/Impedance Analyzer



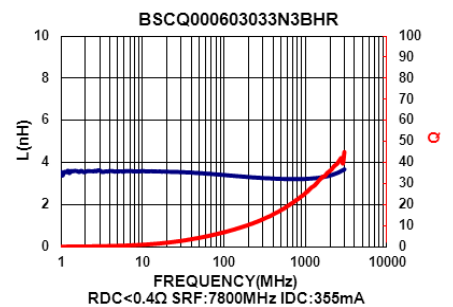
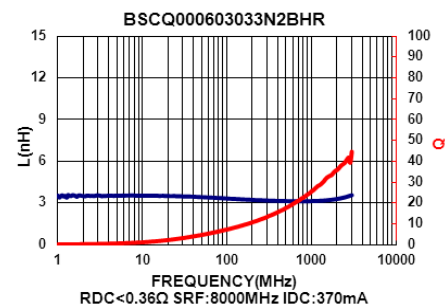
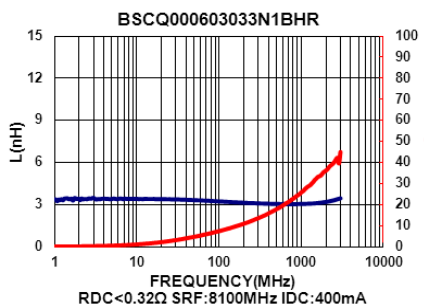
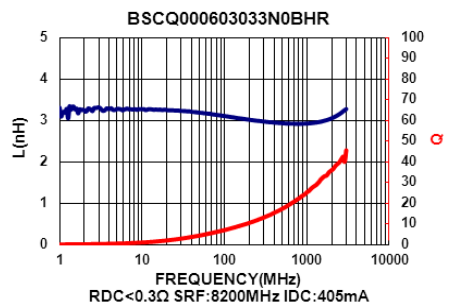
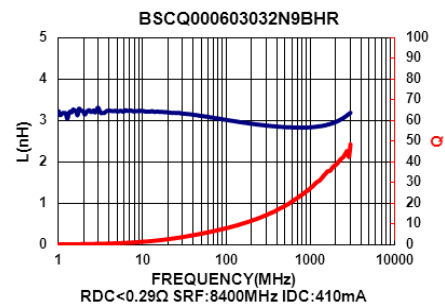
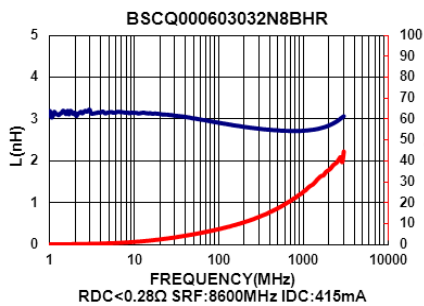
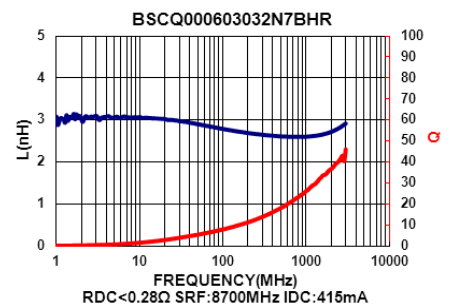
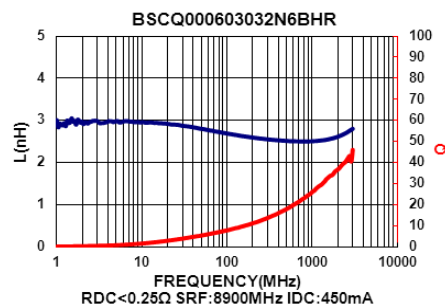
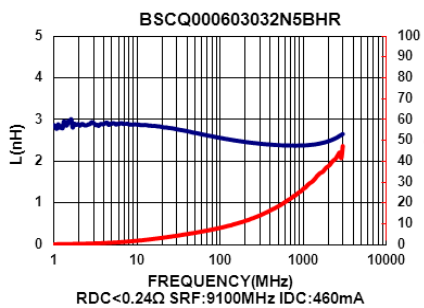
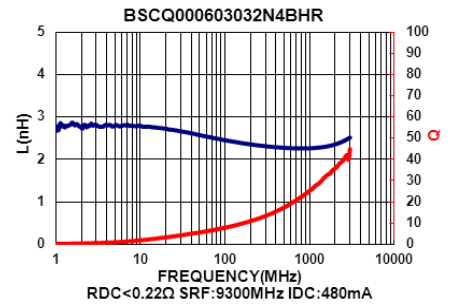
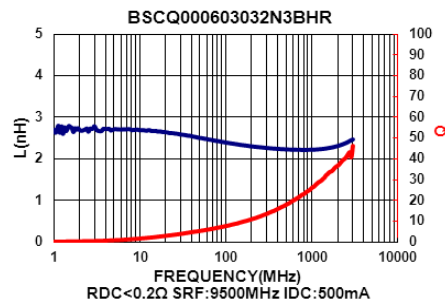
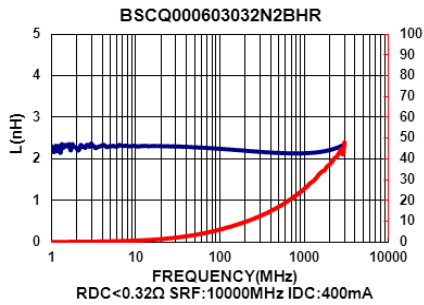
SMD Ceramic Multilayer Chip Inductors

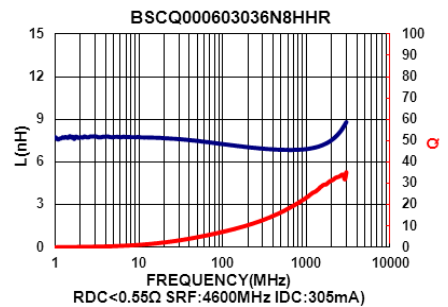
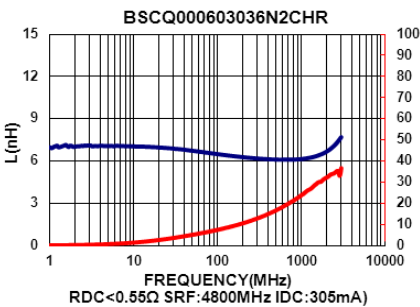
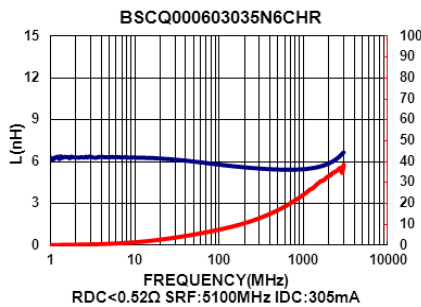
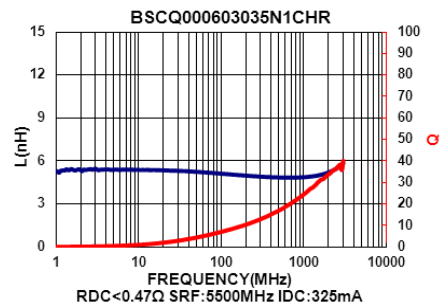
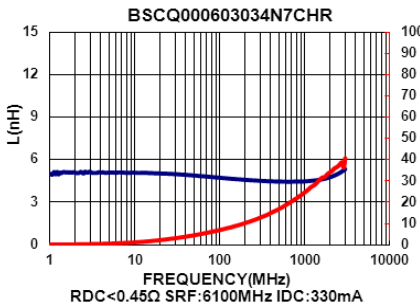
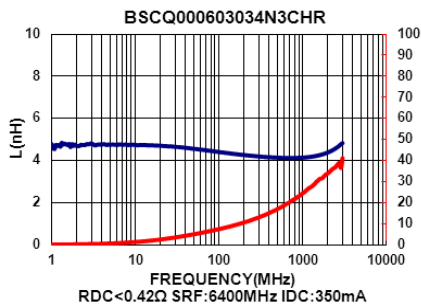
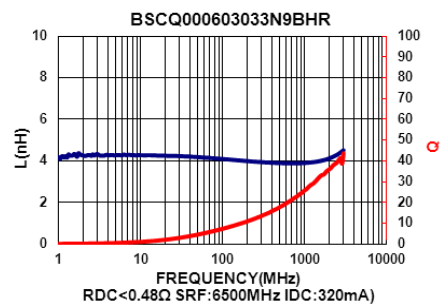
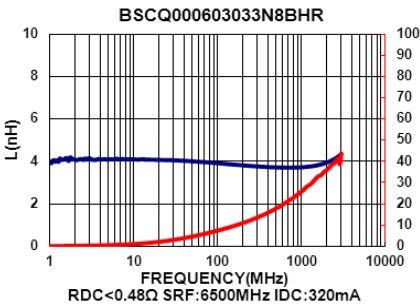
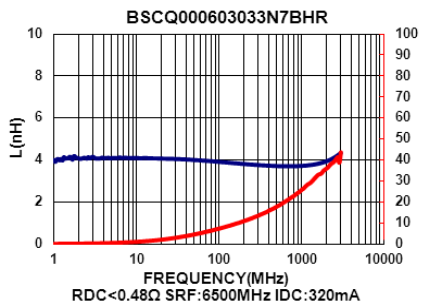
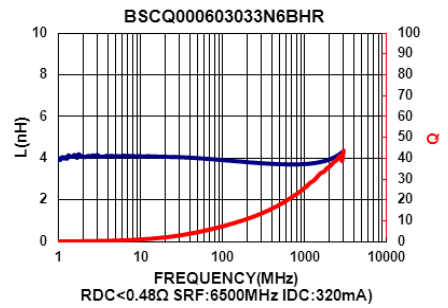
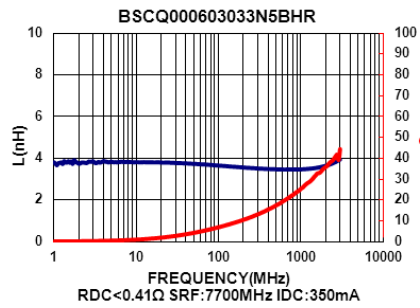
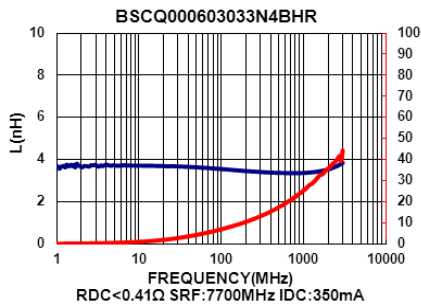
BSCQ Series



SMD Ceramic Multilayer Chip Inductors

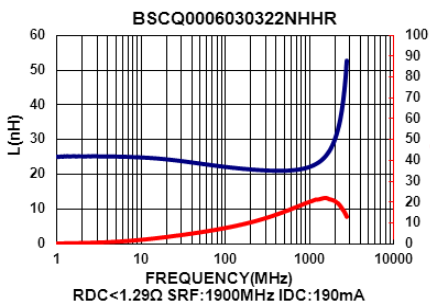
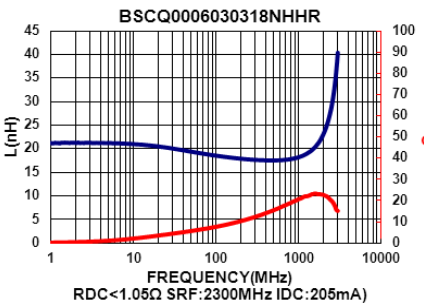
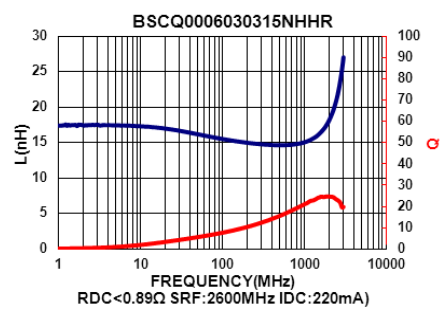
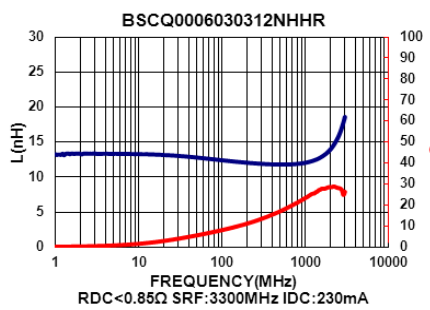
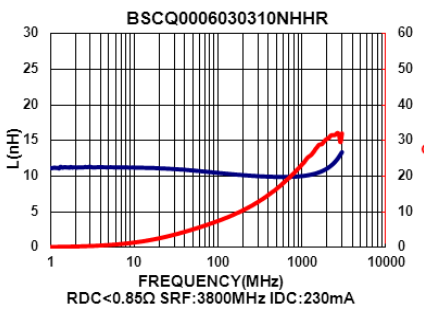
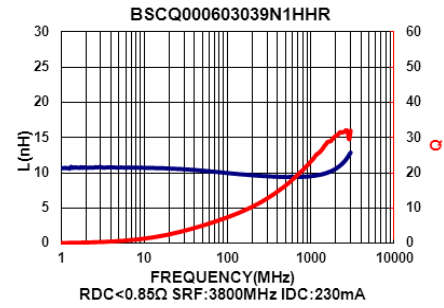
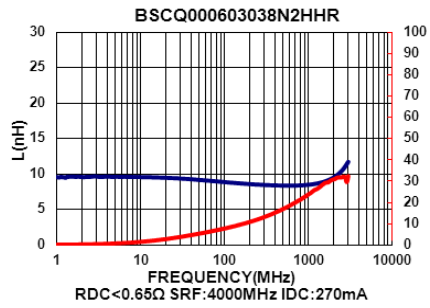
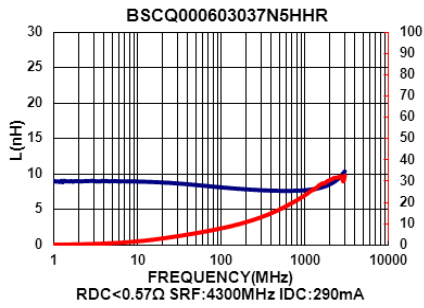
BSCQ Series





SMD Ceramic Multilayer Chip Inductors

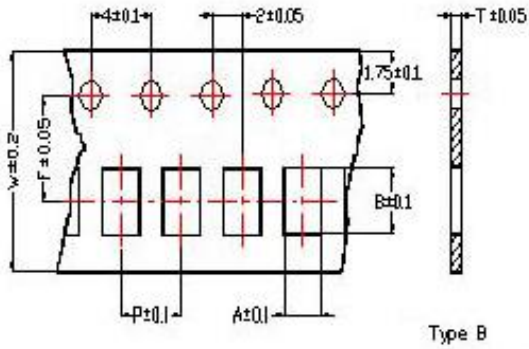
BSCQ Series



Packaging Specifications

Tape Dimensions

Figure A



Tape Material

Figure A

Carrier Tape: Polycarbonate (Tape A)
 Carrier Tape: Paper (Tape B)
 Cover Tape: Polystyrene

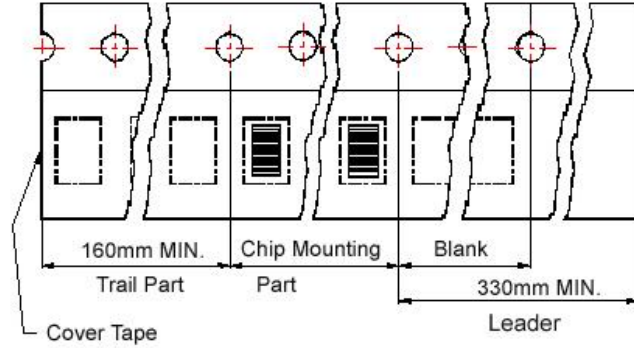
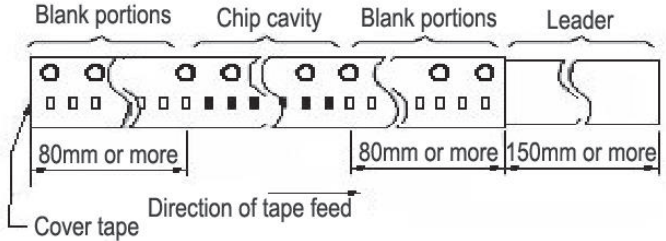


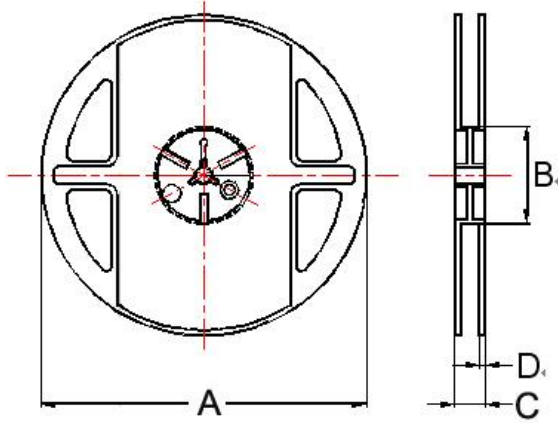
Figure B

Carrier tape : Paper
 Cover tape : Polyethylene



SMD Ceramic Multilayer Chip Inductors

BSCQ Series



Dimensions in mm

| TYPE | Tape Dimensions | | | | | | Tape | Tape | Material | Reel Dimensions | | | | Quantity PCS / Reel |
|--------------|-----------------|------|------|---|---|-----|------|------|----------|-----------------|----|----|-----|------------------------|
| | A | B | T | W | P | F | | | | A | B | C | D | |
| BSCQ00060303 | 0.37 | 0.67 | 0.42 | 8 | 2 | 3.5 | A | B | | 180 | 60 | 13 | 1.5 | 15000 |

For More Information:

Americas - proinfo_power_americas@yageo.com | Europe - proinfo_power_emea@yageo.com | Asia - proinfo_power_asia@yageo.com

Performance warranty of products offered on this data sheet is limited to the parameters specified. Data is subject to change without notice. Other brand and product names mentioned herein may be trademarks or registered trademarks of their respective owners. © Copyright, 2022. Pulse Electronics, Inc. All rights reserved.

Looking for pricing, stock, or lifecycle information?

Click below to explore more details on WIN SOURCE:

 [View BSCQ000603031N8B00 on WIN SOURCE](#)

 [Pulse Information](#)

Optimize Your Supply Chain with WIN SOURCE Solutions

-  Global Sourcing Solution
-  Obsolete Management
-  Cost Control Management
-  Shortage Management
-  Alternative Solution
-  Excess Inventory Management