



**THE DATASHEET OF
MMBTA06W_R1_00001**





MMBTA06W

NPN High Voltage Transistor

Voltage	80V	Power	225mW
----------------	------------	--------------	--------------

Features

- NPN silicon, planar design
- Collector current $I_C = 500\text{mA}$
- Lead free in compliance with EU RoHS 2011/65/EU directive.
- Green molding compound as per IEC61249 Std. (Halogen Free)

Mechanical Data

- Case: SOT-323 Package
- Terminals: Solderable per MIL-STD-750, Method 2026
- Approx. Weight: 0.00018 ounces, 0.005 grams
- Marking: B06

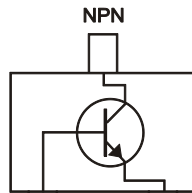
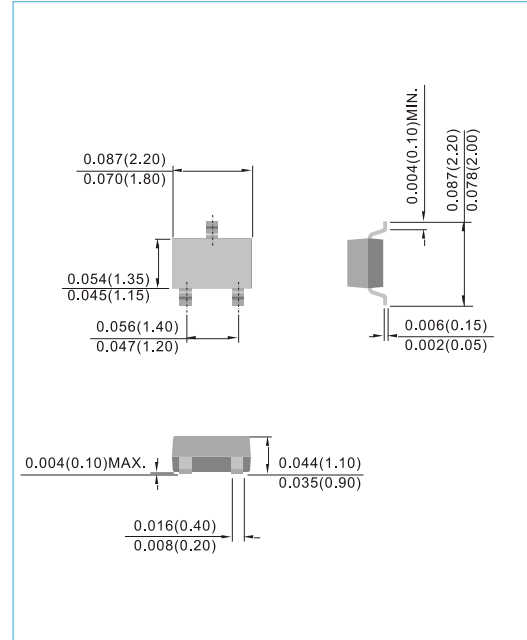


Fig.34(TOP VIEW)

SOT-323

Unit : inch(mm)



Maximum Ratings and Thermal Characteristics ($T_A=25^\circ\text{C}$ unless otherwise noted)

PARAMETER	SYMBOL	LIMIT	UNITS
Collector-Emitter Voltage	V_{CBO}	80	V
Collector-Base Voltage	V_{CEO}	80	V
Emitter-Base Voltage	V_{EBO}	4	V
Collector Current-Continuous	I_C	500	mA
Maximum Power Dissipation (Note 1)	P_D	225	mW
Operating Junction and Storage Temperature Range	T_J, T_{STG}	-55 to +150	$^\circ\text{C}$
Typical Junction-to Ambient Thermal Resistance (Note 1)	$R_{\theta JA}$	550	$^\circ\text{C/W}$

Note : 1. Mounted on a FR4 PCB, single-sided copper, mini pad.



MMBTA06W

Electrical Characteristics ($T_A=25^{\circ}\text{C}$ unless otherwise noted)

PARAMETER	SYMBOL	TEST CONDITION	MIN.	TYP.	MAX.	UNITS
OFF Characteristics						
Collector-Emitter Breakdown Voltage	$V_{(BR)CEO}$	$I_C=1\text{mA}, I_B=0$	80	-	-	V
Collector-Base Breakdown Voltage	$V_{(BR)CBO}$	$I_C=100\mu\text{A}, I_E=0$	80	-	-	V
Emitter-Base Breakdown Voltage	$V_{(BR)EBO}$	$I_E=100\mu\text{A}, I_C=0$	4	-	-	V
Collector Cutoff Current	I_{CBO}	$V_{CB}=80\text{V}, I_E=0$	-	-	100	nA
Collector Cutoff Current	I_{CES}	$V_{CE}=60\text{V}, I_B=0$	-	-	100	nA
ON characteristics						
DC Current Gain	h_{FE}	$V_{CE}=1\text{V}, I_C=10\text{mA}$	100	-	-	-
		$V_{CE}=1\text{V}, I_C=100\text{mA}$	100	-	-	
Collector-Emitter Saturation Voltage	$V_{CE(SAT)}$	$I_C=100\text{mA}, I_B=10\text{mA}$	-	-	0.25	V
Base-Emitter Turn-on voltage	$V_{BE(on)}$	$I_C=100\text{mA}, V_{CE}=1\text{V}$	-	-	1.2	V
Current-Gain-Bandwidth Product	f_T	$I_C=10\text{mA}, V_{CE}=2\text{V}$ $f=100\text{MHz}$	100	-	-	MHz



MMBTA06W

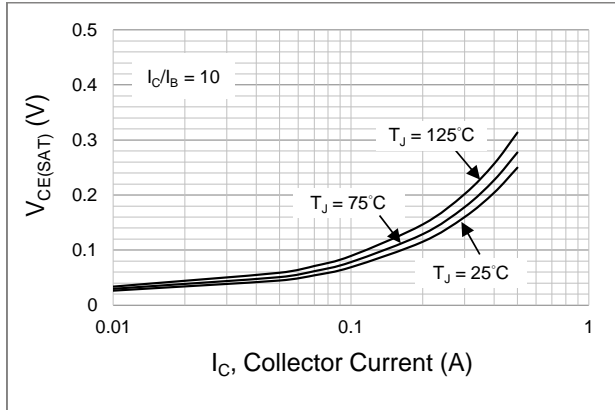


Fig.1 Typical Collector-Emitter Saturation Voltage

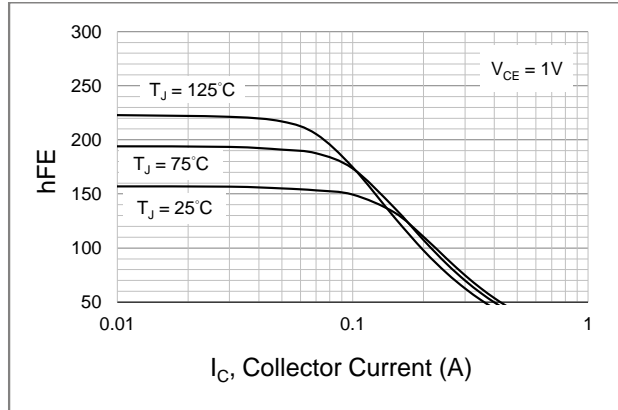


Fig.2 Typical DC Current Gain vs Collector Current

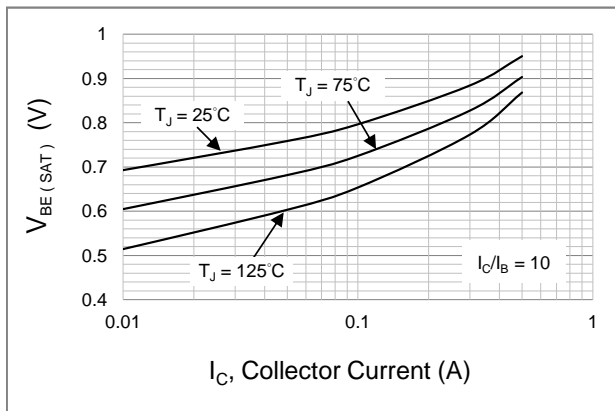


Fig.3 Typical Base-Emitter Saturation Voltage

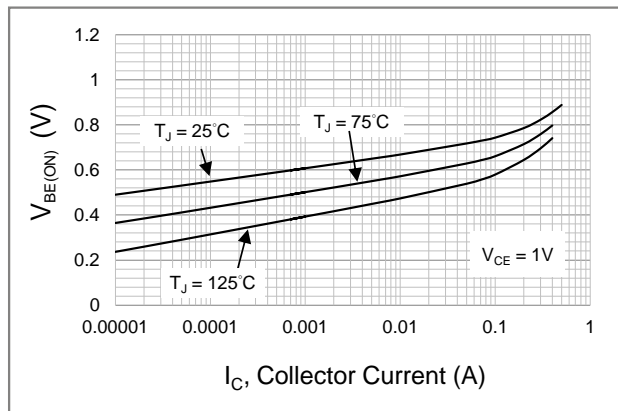


Fig.4 Typical Base - Emitter Voltage vs Collector Current

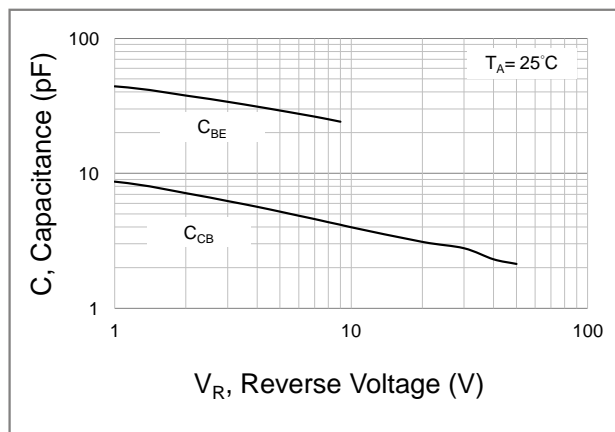
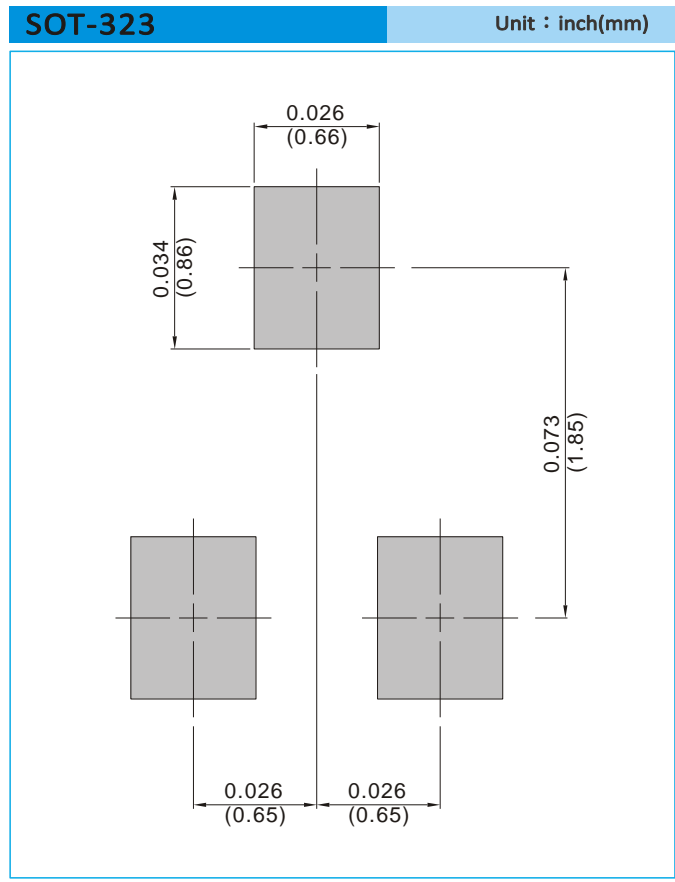


Fig.5 Typical Capacitance



MMBTA06W

MOUNTING PAD LAYOUT



ORDER INFORMATION

- Packing information
T/R – 12K per 13" plastic Reel
T/R – 3K per 7" plastic Reel



MMBTA06W

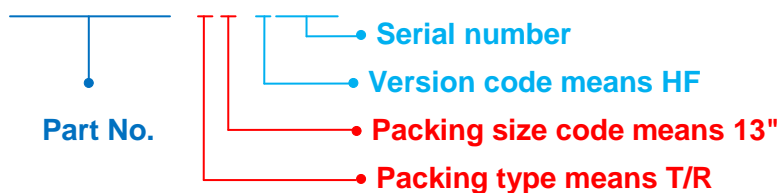
Part No_packing code_Version

MMBTA06W_R1_00001

MMBTA06W_R2_00001

For example :

RB500V-40_R2_00001



Packing Code XX				Version Code XXXXX		
Packing type	1 st Code	Packing size code	2 nd Code	HF or RoHS	1 st Code	2 nd ~5 th Code
Tape and Ammunition Box (T/B)	A	N/A	0	HF	0	serial number
Tape and Reel (T/R)	R	7"	1	RoHS	1	serial number
Bulk Packing (B/P)	B	13"	2			
Tube Packing (T/P)	T	26mm	X			
Tape and Reel (Right Oriented) (TRR)	S	52mm	Y			
Tape and Reel (Left Oriented) (TRL)	L	PANASERT T/B CATHODE UP (PBCU)	U			
FORMING	F	PANASERT T/B CATHODE DOWN (PBCD)	D			



MMBTA06W

Disclaimer

- Reproducing and modifying information of the document is prohibited without permission from Panjit International Inc..
- Panjit International Inc. reserves the rights to make changes of the content herein the document anytime without notification. Please refer to our website for the latest document.
- Panjit International Inc. disclaims any and all liability arising out of the application or use of any product including damages incidentally and consequentially occurred.
- Panjit International Inc. does not assume any and all implied warranties, including warranties of fitness for particular purpose, non-infringement and merchantability.
- Applications shown on the herein document are examples of standard use and operation. Customers are responsible in comprehending the suitable use in particular applications. Panjit International Inc. makes no representation or warranty that such applications will be suitable for the specified use without further testing or modification.
- The products shown herein are not designed and authorized for equipments requiring high level of reliability or relating to human life and for any applications concerning life-saving or life-sustaining, such as medical instruments, transportation equipment, aerospace machinery et cetera. Customers using or selling these products for use in such applications do so at their own risk and agree to fully indemnify Panjit International Inc. for any damages resulting from such improper use or sale.
- Since Panjit uses lot number as the tracking base, please provide the lot number for tracking when complaining.

Looking for pricing, stock, or lifecycle information?

Click below to explore more details on WIN SOURCE:

 [View MMBTA06W_R1_00001 on WIN SOURCE](#)

 [Panjit Information](#)

Optimize Your Supply Chain with WIN SOURCE Solutions

-  Global Sourcing Solution
-  Obsolete Management
-  Cost Control Management
-  Shortage Management
-  Alternative Solution
-  Excess Inventory Management