



**THE DATASHEET OF
BWMR00201610220M00**



Sealed Power Inductors

BWMR Series



BWMR series, metal alloy wire wound power inductor, its rated current could be increased up to 35% compare to ferrite base power inductor.

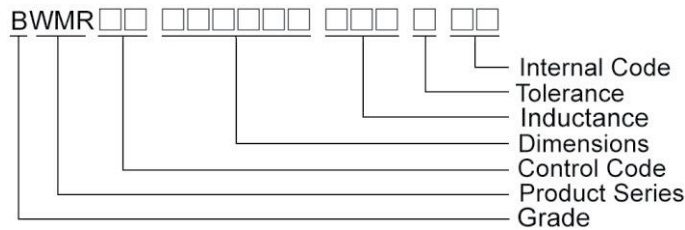
Features

- RoHS, Halogen Free and REACH Compliance
- Constructure Low RDC and high rated current.
- Wide inductance range
- Shielded and miniature package design

Applications

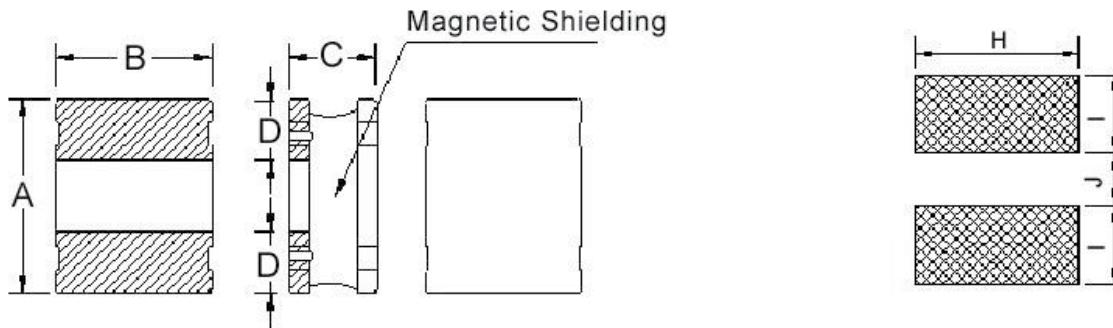
- Smartphones, tablets and wearable devices
- DSC, camcorders
- DC/DC converters

Product Identification



Shape and Dimensions

Recommended Pattern



Dimensions in mm

TYPE	A	B	C	D	H	I	J
BWMR00201610	2.0±0.2	1.6±0.2	1.0 Max	0.65	1.7	0.7	0.7
BWMR00201612	2.0±0.2	1.6±0.2	1.2 Max	0.50	1.7	0.6	0.9
BWMR00252010	2.5±0.2	2.0±0.2	1.0 Max	0.85	2.1	0.9	0.8
BWMR00252012	2.5±0.2	2.0±0.2	1.2 Max	0.85	2.1	0.9	0.8
BWMR00302712	3.0±0.2	2.7±0.2	1.2 Max	1.00	2.9	1.1	1.0

Electrical Characteristics

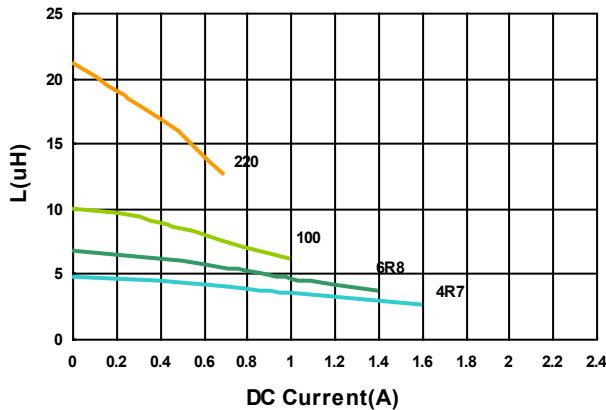
Part Number	Inductance (uH)	Test Frequency (MHz)	Tolerance (±%)	SRF (MHz) Min	RDC(mΩ) (Max) Typ	Isat (A) (Max) Typ	Irms (A) (Max) Typ
BWMR002016104R7□00	4.7	1	20, 30	25	370(308)	1.00(1.20)	0.86(0.96)
BWMR002016106R8□00	6.8	1	20, 30	19	526(438)	0.86(0.96)	0.73(0.82)
BWMR00201610100□00	10	1	20, 30	15	768(640)	0.70(0.78)	0.64(0.72)
BWMR00201610220□00	22	1	20, 30	9	1560(1300)	0.49(0.55)	0.40(0.45)

Note: When ordering, please specify tolerance code. Tolerance: M=±20% , T =±30%

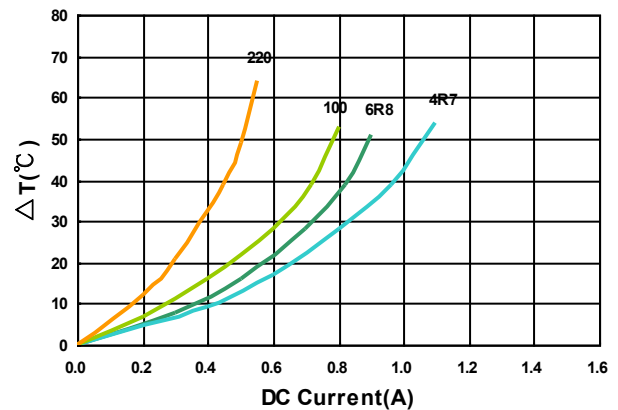
- Operating temperature range - 40°C ~ 125°C(Including self - temperature rise)
- Isat for Inductance drop 30% from its value without current
- I rms for a 40°C temperature rise from 25°C ambient with current
- Measure Equipment :
- L : Agilent 4285A+Agilent 42841A, or equivalent,1MHz 200mV
- RDC : DIGITAL MILLINHM METER CHROMA 16502, or equivalent
- Isat & I rms : Agilent/HP4285A+Agilent 42841A
- SRF : HP4294A+16092A

Test Instruments : HP4285A Material/Impedance Analyzer

Inductance vs. DC Current



Temperature Change vs. DC Current



Electrical Characteristics

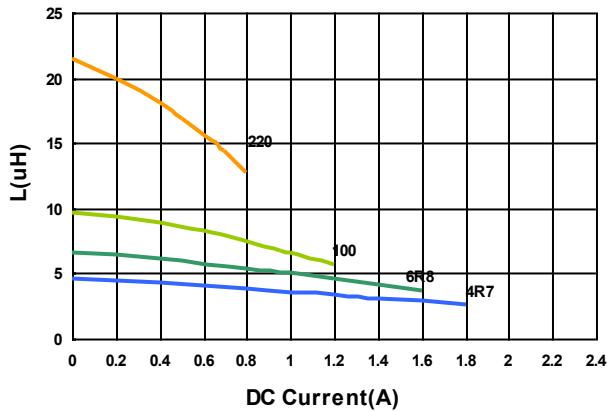
Part Number	Inductance (uH)	Test Frequency (MHz)	Tolerance (±%)	SRF (MHz) Min	RDC(mΩ) (Max) Typ	Isat (A) (Max) Typ	Irms (A) (Max) Typ
BWMR00201612-4R7□00	4.7	1	20, 30	26	324(270)	1.20(1.40)	1.00(1.20)
BWMR00201612-6R8□00	6.8	1	20, 30	20	456(380)	1.00(1.20)	0.78(0.92)
BWMR00201612-100□00	10	1	20, 30	16	720(600)	0.85(0.95)	0.65(0.73)
BWMR00201612-220□00	22	1	20, 30	10	1500(1250)	0.57(0.64)	0.41(0.46)

Note: When ordering, please specify tolerance code. Tolerance: M=±20% , T =±30%

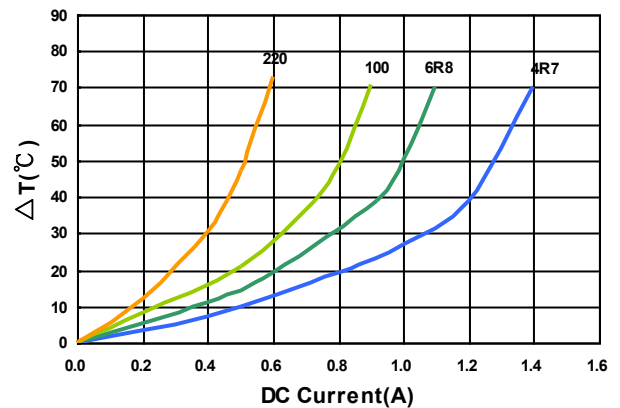
- Operating temperature range - 40°C ~ 125°C(Including self - temperature rise)
- Isat for Inductance drop 30% from its value without current
- Irms for a 40°C temperature rise from 25°C ambient with current
- Measure Equipment :
- L : Agilent 4285A+Agilent 42841A, or equivalent,1MHz 200mV
RDC : DIGITAL MILLINHM METER CHROMA 16502, or equivalent
Isat & Irms : Agilent/HP4285A+Agilent 42841A
SRF : HP4294A+16092A

Test Instruments : HP4285A Material/Impedance Analyzer

Inductance vs. DC Current



Temperature Change vs. DC Current



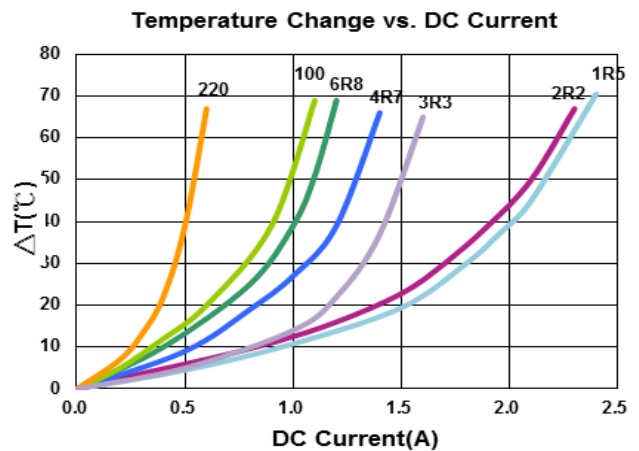
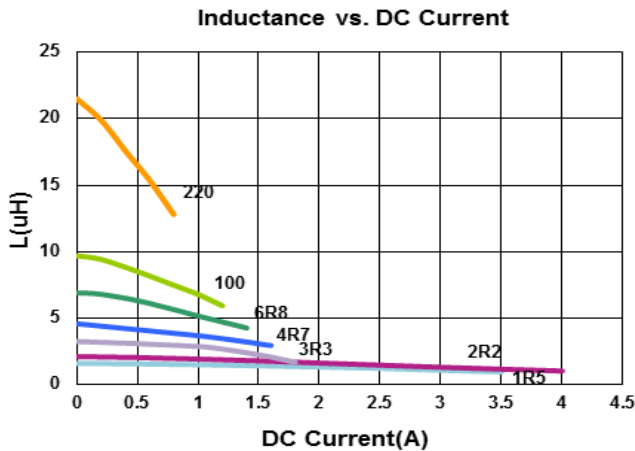
Electrical Characteristics

Part Number	Inductance (uH)	Test Frequency (MHz)	Tolerance (±%)	SRF (MHz) Min	RDC(mΩ) (Max) Typ	Isat (A) (Max) Typ	Irms (A) (Max) Typ
BWMR002520101R5□00	1.5	1	20, 30	40	111.6(93)	2.20(2.80)	1.80(1.95)
BWMR002520102R2□00	2.2	1	20, 30	31	145(121)	1.90(2.30)	1.70(1.90)
BWMR002520103R3□00	3.3	1	20, 30	24	198(165)	1.40(1.60)	1.20(1.40)
BWMR002520104R7□00	4.7	1	20, 30	19	264(220)	1.30(1.40)	1.10(1.20)
BWMR002520106R8□00	6.8	1	20, 30	15	396(330)	1.00(1.10)	0.90(1.00)
BWMR00252010100□00	10	1	20, 30	12	500(435)	0.90(1.00)	0.80(0.90)
BWMR00252010220□00	22	1	20, 30	8	1260(1050)	0.56(0.63)	0.45(0.50)

Note: When ordering, please specify tolerance code. Tolerance: M=±20% , T =±30%

- Operating temperature range - 40°C ~ 125°C(Including self - temperature rise)
- Isat for Inductance drop 30% from its value without current
- I rms for a 40°C temperature rise from 25°C ambient with current
- Measure Equipment :
- L : Agilent 4285A+Agilent 42841A, or equivalent,1MHz 200mV
RDC : DIGITAL MILLINHM METER CHROMA 16502, or equivalent
Isat & I rms : Agilent/HP4285A+Agilent 42841A
SRF : HP4294A+16092A

Test Instruments : HP4285A Material/Impedance Analyzer



Electrical Characteristics

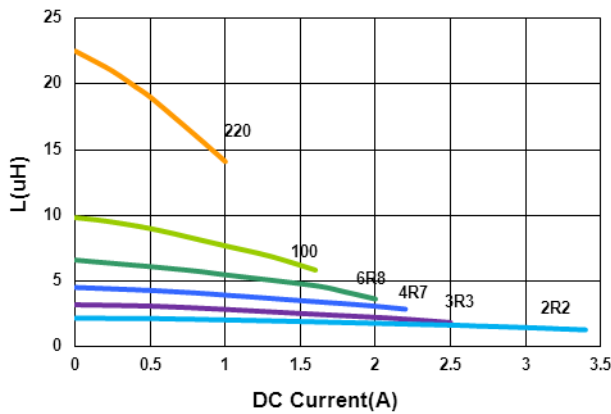
Part Number	Inductance (uH)	Test Frequency (MHz)	Tolerance (±%)	SRF (MHz) Min	RDC(mΩ) (Max) Typ	Isat (A) (Max) Typ	Irms (A) (Max) Typ
BWMR002520122R2□00	2.2	1	20, 30	32	110(92)	2.40(2.70)	1.90(2.20)
BWMR002520123R3□00	3.3	1	20, 30	25	186(155)	1.80(2.10)	1.45(1.65)
BWMR002520124R7□00	4.7	1	20, 30	23	240(200)	1.70(1.90)	1.30(1.50)
BWMR002520126R8□00	6.8	1	20, 30	16	345(285)	1.30(1.60)	1.00(1.20)
BWMR00252012100□00	10	1	20, 30	14	480(400)	1.00(1.30)	0.85(1.00)
BWMR00252012220□00	22	1	20, 30	8	1090(910)	0.74(0.83)	0.54(0.60)

Note: When ordering, please specify tolerance code. Tolerance: M=±20% , T =±30%

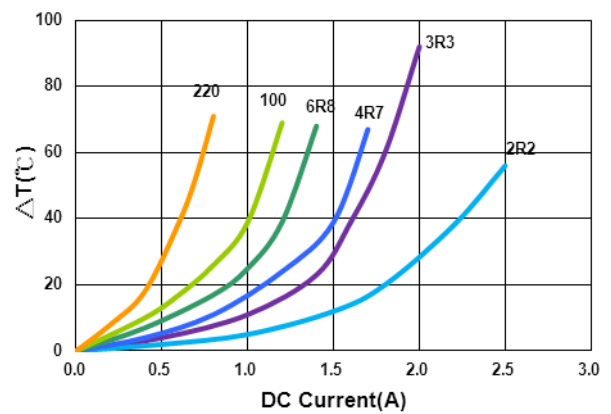
- Operating temperature range - 40°C ~ 125°C(Including self - temperature rise)
- Isat for Inductance drop 30% from its value without current
- I rms for a 40°C temperature rise from 25°C ambient with current
- Measure Equipment :
- L : Agilent 4285A+Agilent 42841A, or equivalent,1MHz 200mV
- RDC : DIGITAL MILLINHM METER CHROMA 16502, or equivalent
- Isat & I rms : Agilent/HP4285A+Agilent 42841A
- SRF : HP4294A+16092A

Test Instruments : HP4285A Material/Impedance Analyzer

Inductance vs. DC Current



Temperature Change vs. DC Current



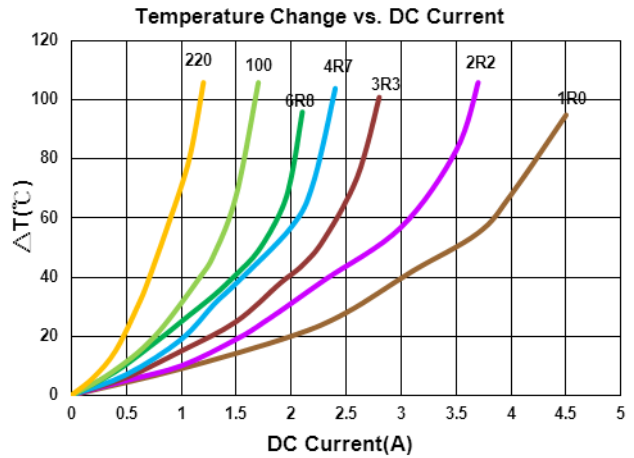
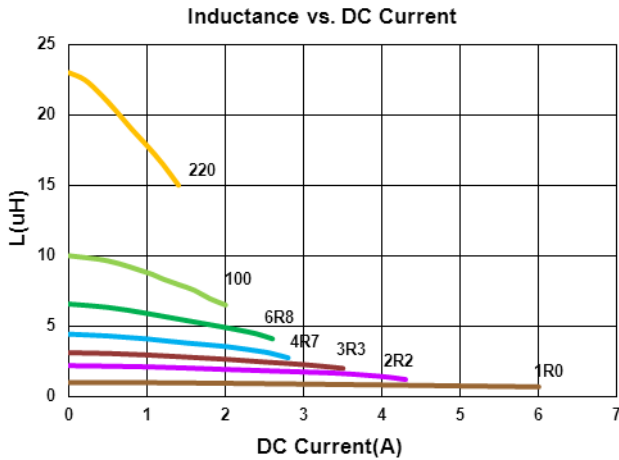
Electrical Characteristics

Part Number	Inductance (uH)	Test Frequency (MHz)	Tolerance (±%)	SRF (MHz) Min	RDC(mΩ) (Max) Typ	Isat (A) (Max) Typ	Irms (A) (Max) Typ
BWMR003027121R0□00	1.0	1	20, 30	52	64(54)	4.8(5.4)	2.7(3.0)
BWMR003027122R2□00	2.2	1	20, 30	28	114(95)	3.3(3.7)	2.0(2.3)
BWMR003027123R3□00	3.3	1	20, 30	25	165(138)	2.7(3.0)	1.7(1.9)
BWMR003027124R7□00	4.7	1	20, 30	20	234(195)	2.2(2.5)	1.3(1.5)
BWMR003027126R8□00	6.8	1	20, 30	16	318(265)	1.8(2.1)	1.1(1.3)
BWMR00302712100□00	10	1	20, 30	12	444(370)	1.5(1.7)	1.0(1.15)
BWMR00302712220□00	22	1	20, 30	7	954(795)	1.0(1.2)	0.63(0.7)

Note: When ordering, please specify tolerance code. Tolerance: M=±20% , T =±30%

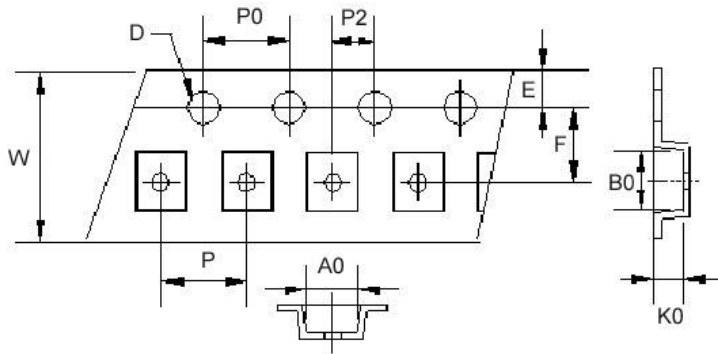
- Operating temperature range - 40°C ~ 125°C(Including self - temperature rise)
- Isat for Inductance drop 30% from its value without current
- I rms for a 40°C temperature rise from 25°C ambient with current
- Measure Equipment :
- L : Agilent 4285A+Agilent 42841A, or equivalent,1MHz 200mV
- RDC : DIGITAL MILLINHM METER CHROMA 16502, or equivalent
- Isat & I rms : Agilent/HP4285A+Agilent 42841A
- SRF : HP4294A+16092A

Test Instruments : HP4285A Material/Impedance Analyzer

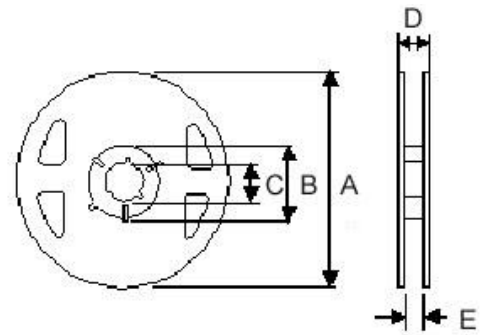


Packaging Specifications

Tape Dimensions



Reel Dimensions



Dimensions in mm

TYPE	Tape Dimensions										Reel Dimensions					Quantity
	A0	B0	K0	D	E	F	W	P	P0	P2	A	B	C	D	E	PCS / Reel
BWMR00201610	1.90	2.20	1.15	1.55	1.75	3.5	8	4	4	2	180	60	13	14.4	8.4	2000
BWMR00201612	1.95	2.20	1.35	1.55	1.75	3.5	8	4	4	2	180	60	13	14.4	8.4	2000
BWMR00252010	2.35	2.80	1.15	1.55	1.75	3.5	8	4	4	2	180	60	13	14.4	8.4	2000
BWMR00252012	2.35	2.80	1.35	1.55	1.75	3.5	8	4	4	2	180	60	13	14.4	8.4	2000
BWMR00302712	2.90	3.20	1.35	1.55	1.75	3.5	8	4	4	2	180	60	13	14.4	8.4	2000

For More Information:

Americas - proinfo_power_americas@yageo.com | Europe - proinfo_power_emea@yageo.com | Asia - proinfo_power_asia@yageo.com

Performance warranty of products offered on this data sheet is limited to the parameters specified. Data is subject to change without notice. Other brand and product names mentioned herein may be trademarks or registered trademarks of their respective owners. © Copyright, 2022. Pulse Electronics, Inc. All rights reserved.

Looking for pricing, stock, or lifecycle information?

Click below to explore more details on WIN SOURCE:

 [View BWMR00201610220M00 on WIN SOURCE](#)

 [Chilisin Information](#)

Optimize Your Supply Chain with WIN SOURCE Solutions

-  Global Sourcing Solution
-  Obsolete Management
-  Cost Control Management
-  Shortage Management
-  Alternative Solution
-  Excess Inventory Management