



**THE DATASHEET OF  
CDRH104RT125NP-2R2PC**



# SMD Power Inductor

## CDRH104R/T125



### Description

- Ferrite drum core construction
- Magnetically shielded
- LxWxH:10.5x10.3 x4.0 mm Max.
- Product weight: 1.5g(Ref.)
- Moisture Sensitivity Level: 1
- Qualified to AEC-Q200



### Environmental Data

- Operating Temperature: -40°C to +125°C (including self-heating)
- Storage temperature range: -40°C~+125°C

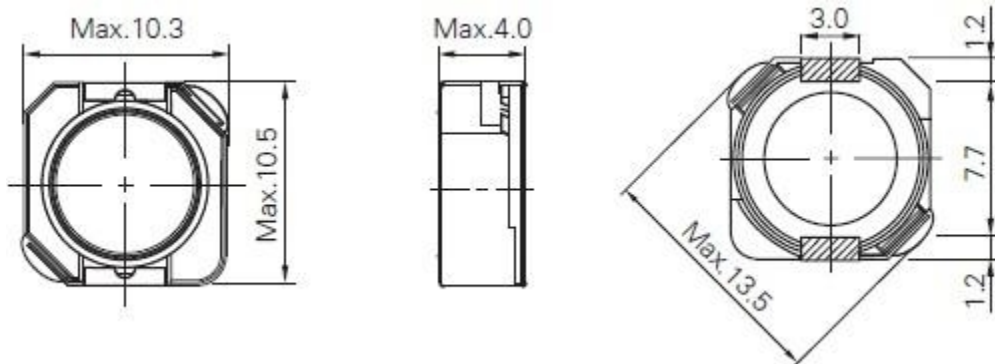
### Packaging

- Carrier tape and reel packaging

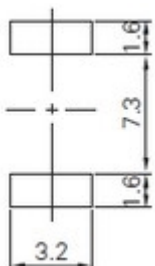
### Applications

- High temp and high reliability automotive applications

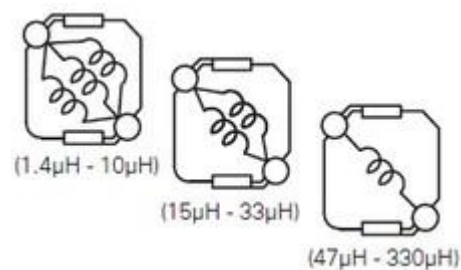
### Dimension - [mm]



### Recommended Land pattern - [mm]



### Wire Connection



Note: This specification is subject to change without notice. Please contact your nearest sales office for updated information when placing an order.

# SMD Power Inductor

## CDRH104R/T125



### Electrical Characteristics

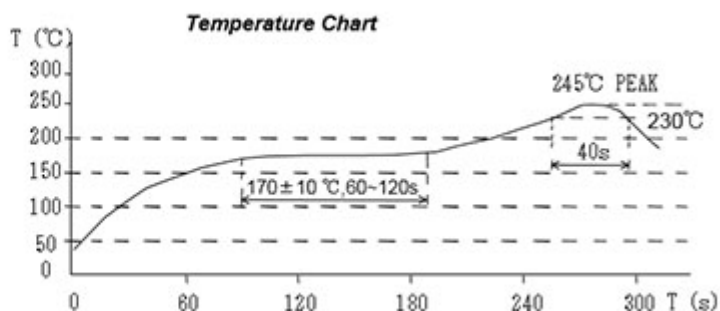
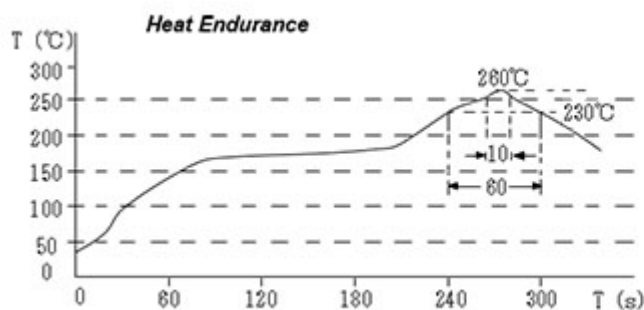
Part Number	Inductance [Within] ( $\mu$ H) ※1	D.C.R. at 20°C Max.(Typ.) (m $\Omega$ )	Saturation Current (A) Max.(Typ.) ※2		Temperature Rise Current (A) Max.(Typ.) ※3
			20°C	125°C	
CDRH104RT125NP-1R4PC	1.40 $\pm$ 25%	9.00 (7.20)	9.20	(7.36)	7.80
CDRH104RT125NP-2R2PC	2.20 $\pm$ 25%	11.00 (8.80)	8.00	(6.16)	7.10
CDRH104RT125NP-3R6PC	3.60 $\pm$ 25%	14.00 (11.20)	6.07	(5.00)	6.20
CDRH104RT125NP-4R7PC	4.70 $\pm$ 25%	19.10 (15.30)	5.57	(4.60)	5.20
CDRH104RT125NP-6R8PC	6.80 $\pm$ 25%	25.60 (20.50)	4.66	(3.94)	4.40
CDRH104RT125NP-100MC	10.00 $\pm$ 20%	36.80 (29.50)	4.10	(3.46)	3.50
CDRH104RT125NP-150MC	15.00 $\pm$ 20%	48.10 (38.50)	3.34	(2.80)	2.90
CDRH104RT125NP-220MC	22.00 $\pm$ 20%	70.00 (56.00)	2.56	(2.18)	2.30
CDRH104RT125NP-330MC	33.00 $\pm$ 20%	93.80 (75.00)	2.14	(1.80)	2.05
CDRH104RT125NP-470MC	47.00 $\pm$ 20%	136 (109)	1.80	(1.51)	1.68
CDRH104RT125NP-560MC	56.00 $\pm$ 20%	178 (143)	1.70	(2.10)	1.45 (1.60)
CDRH104RT125NP-680MC	68.00 $\pm$ 20%	216 (173)	1.57	(1.32)	1.25
CDRH104RT125NP-101MC	100 $\pm$ 20%	300 (240)	1.30	(1.10)	1.05
CDRH104RT125NP-151MC	150 $\pm$ 20%	448 (358)	1.00	(0.85)	0.86
CDRH104RT125NP-221MC	220 $\pm$ 20%	694 (555)	0.85	(0.72)	0.68
CDRH104RT125NP-331MC	330 $\pm$ 20%	1060 (850)	0.70	(0.58)	0.56

※1. Inductance measuring condition: at 100kHz.

※2. Saturation current: The value of D.C. current when the inductance decreases to 65% of its nominal value.

※3. Temperature rise current: The value of D.C. current when the temperature rise is  $\Delta t=40^{\circ}\text{C}$  ( $T_a=20^{\circ}\text{C}$ ).

### Solder Reflow Condition



Note: This specification is subject to change without notice. Please contact your nearest sales office for updated information when placing an order.

# SMD Power Inductor

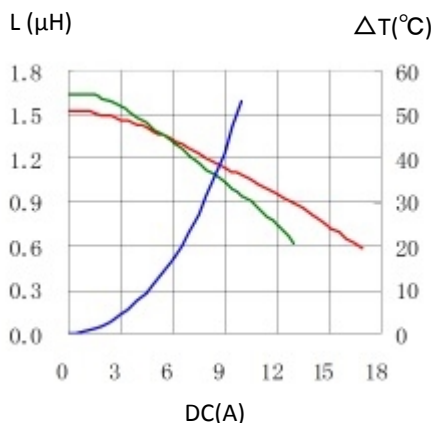
## CDRH104R/T125



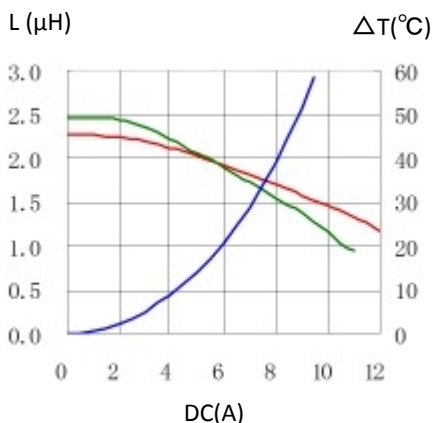
### Saturation Current & Temperature Rise Graph

— L (20°C) — L (125°C) —  $\Delta T$

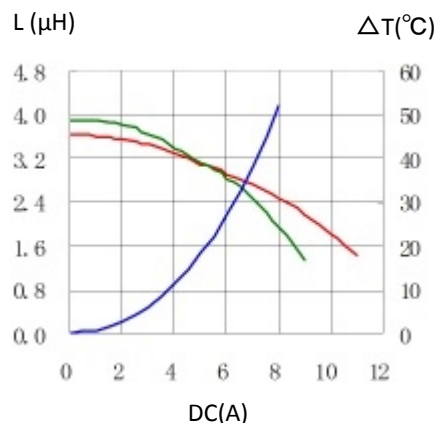
1. CDRH104RT125NP-1R4PC



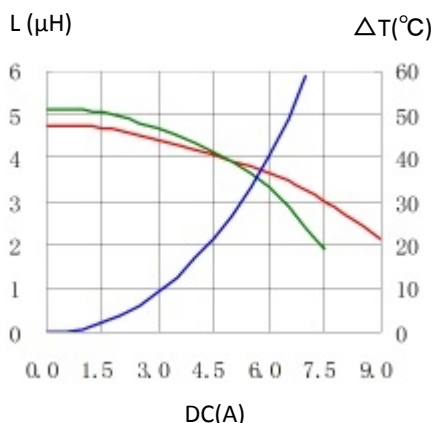
2. CDRH104RT125NP-2R2PC



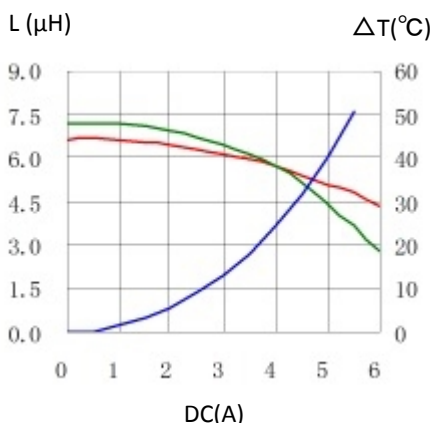
3. CDRH104RT125NP-3R6PC



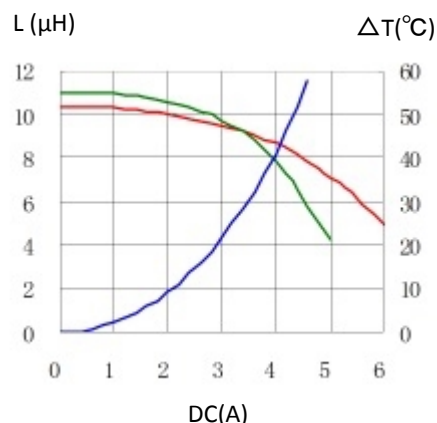
4. CDRH104RT125NP-4R7PC



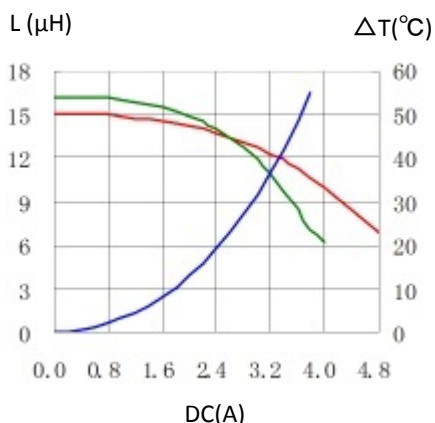
5. CDRH104RT125NP-6R8PC



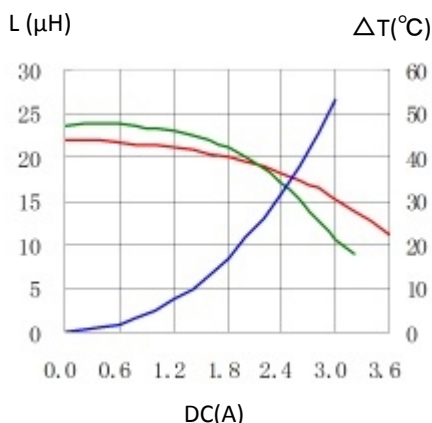
6. CDRH104RT125NP-100MC



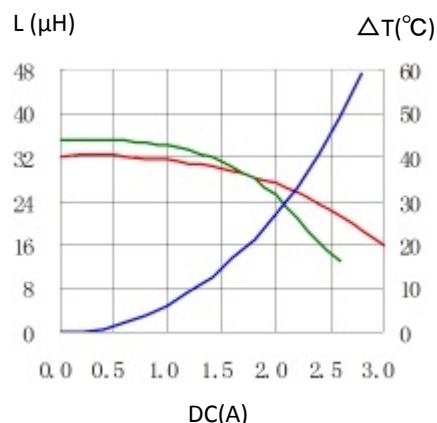
7. CDRH104RT125NP-150MC



8. CDRH104RT125NP-220MC



9. CDRH104RT125NP-330MC



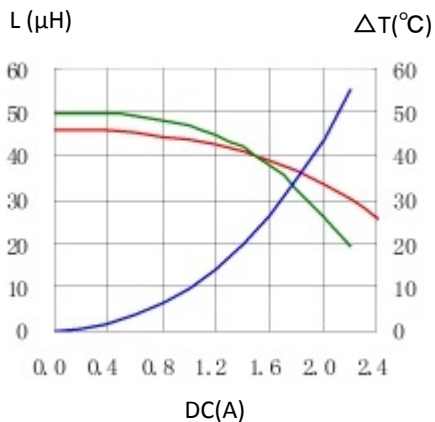
Note: This specification is subject to change without notice. Please contact your nearest sales office for updated information when placing an order.

# SMD Power Inductor

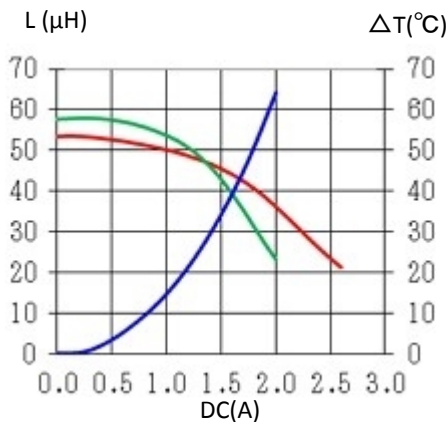
## CDRH104R/T125



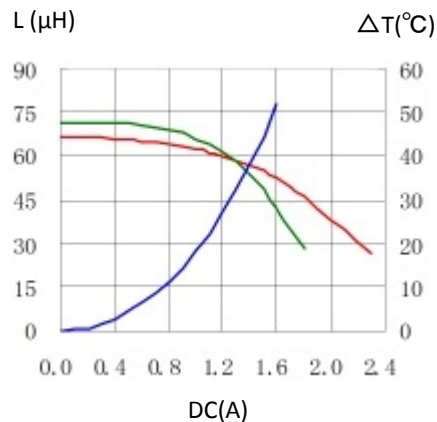
10. CDRH104RT125NP-470MC



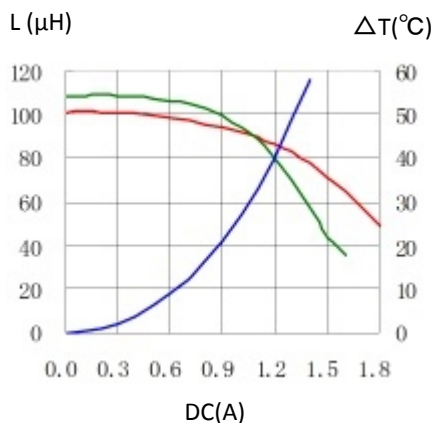
11. CDRH104RT125NP-560MC



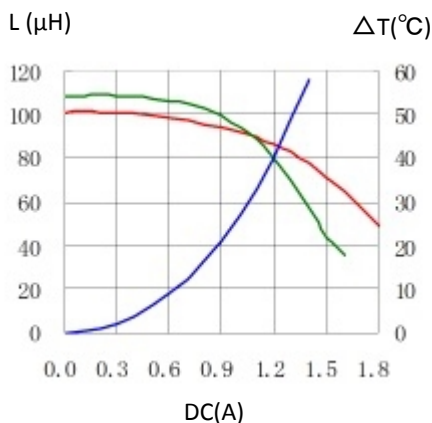
12. CDRH104RT125NP-680MC



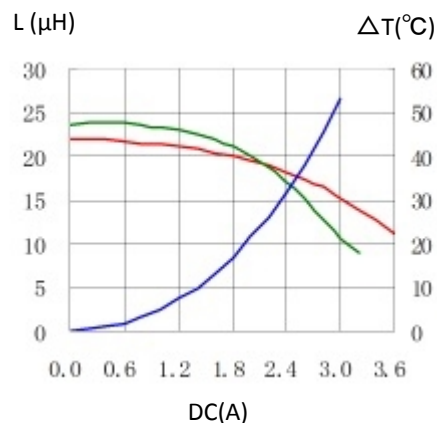
13. CDRH104RT125NP-101MC



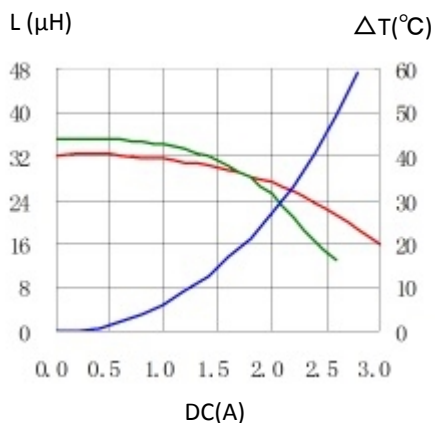
14. CDRH104RT125NP-151MC



15. CDRH104RT125NP-221MC



16. CDRH104RT125NP-331MC



For sales office information, please [click here](#) to visit our website.

## Looking for pricing, stock, or lifecycle information?

Click below to explore more details on WIN SOURCE:

- ⊖ [View CDRH104RT125NP-2R2PC on WIN SOURCE](#)
- ⊖ [Sumida America Components Inc. Information](#)

## Optimize Your Supply Chain with WIN SOURCE Solutions

- ✓ Global Sourcing Solution
- ✓ Obsolete Management
- ✓ Cost Control Management
- ✓ Shortage Management
- ✓ Alternative Solution
- ✓ Excess Inventory Management