



**THE DATASHEET OF  
2RK075M-4**



# DATA SHEET

GAS DISCHARGE TUBES  
TELEPHONE INTERFACE

2R-4-H3.5 series

RoHS compliant & free



Product specification— July 12, 2023 V.1



## Gas Discharge Tube (GDT) Data Sheet

### Features

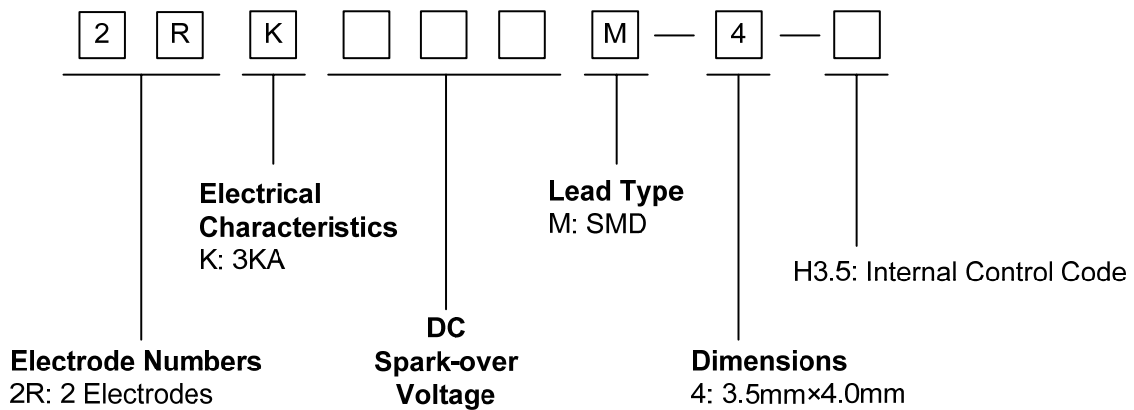
- Provide ultra-fast response to surge voltage from slow-rising surge of 100V/s to rapid-rising surge of 1KV/μs
- Stable breakdown voltage
- High insulation resistance
- Low capacitance (≤0.5pF)
- High holdover voltage
- Large absorbing transient current capability
- Micro-Gap Design
- Size: 3.5mm\*4.0mm
- Storage and operational temperature: -40°C ~ +85°C
- Meets MSL level 1, per J-STD-020
- Safety certification: UL



### Applications

- Repeaters, Modems.
- Telephone Interface, Line cards.
- Data communication equipment.
- Line test equipment

### Part Number Code



### Dimensions

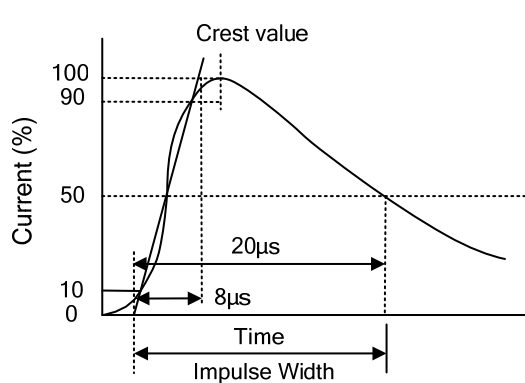
<p>M Type</p> <p style="text-align: center;">Recommended Pad Size</p>	Dimension (mm)		
	Symbol	Spec.	Tolerance
	D	3.5	±0.2
	T	4.0	±0.3
B	0.4	±0.2	

**Electrical Characteristics**

Part Number	Type ①	DC Spark-over Voltage	Maximum Impulse Spark-over Voltage	Nominal Impulse Discharge Current	Impulse Discharge Voltage	Minimum Insulation Resistance		Maximum Capacitance	Device Marking Code
		100V/s	1000V/μs	8/20μs 10times	10/700μs 10times	Test Voltage	(GΩ)	1MHz	
		(V)	(V)	(KA)	(KV)	DC(V)		(pF)	
2RK090M-4	H3.5	90±30%	650	3	6	50	1	0.5	None
2RK150M-4	H3.5	150±30%	650	3	6	100	1	0.5	None
2RK200M-4	H3.5	200±30%	750	3	6	100	1	0.5	None
2RK250M-4	H3.5	250±30%	750	3	6	100	1	0.5	None
2RK300M-4	H3.5	300±30%	850	3	6	100	1	0.5	None
2RK350M-4	H3.5	350±30%	850	3	6	100	1	0.5	None
2RK400M-4	H3.5	400±30%	900	3	6	100	1	0.5	None
2RK470M-4	H3.5	470±30%	1000	3	6	250	1	0.5	None

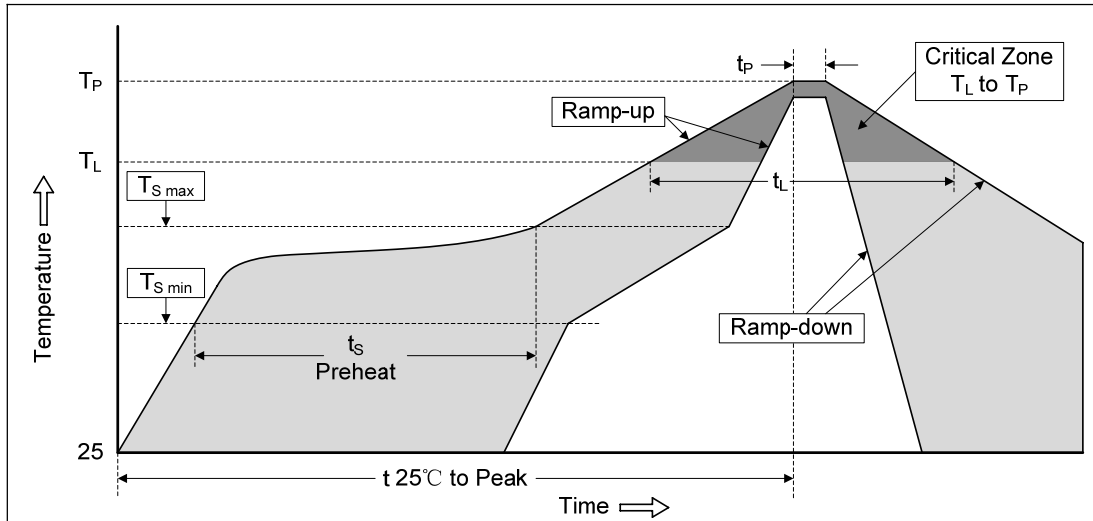
Notes: ① Specific code by request.

**Electrical Ratings**

Items	Test Condition/Description	Requirement
DC Spark-over Voltage	The voltage is measured with voltage ramp $dv/dt=100V/s$ .	To meet the specified value
Maximum Impulse Spark-over Voltage	The maximum impulse spark-over voltage is measured with voltage ramp $dv/dt=1000V/\mu s$ .	
Impulse Discharge Current	Maximum 8/20μs surge current that can be applied between two electrodes, 5 positive and 5 negative surges, with 3 minutes interval time.  	
Insulation Resistance	The resistance of gas tube shall be measured between two electrodes.	
Capacitance	The capacitance of gas tube shall be measured between two electrodes. Test frequency: 1MHz	

**Recommended Soldering Conditions**

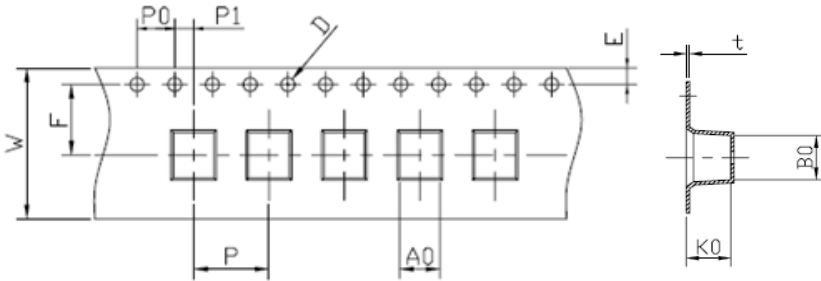
**Reflow Soldering**



Profile Feature	Pb-Free Assembly
Average ramp-up rate ( $T_L$ to $T_P$ )	3°C/second max.
Preheat -Temperature Min ( $T_{S\ min}$ ) -Temperature Max ( $T_{S\ max}$ ) -Time (min to max) ( $t_s$ )	150°C 200°C 60-180 seconds
$T_{S\ max}$ to $T_L$ -Ramp-up Rate	3°C/second max.
Time maintained above: -Temperature ( $T_L$ ) -Time ( $t_L$ )	217°C 60-150 seconds
Peak Temperature ( $T_P$ )	260°C
Time within 5°C of actual Peak Temperature ( $t_P$ )	20-40 seconds
Ramp-down Rate	6°C/second max.
Time 25°C to Peak Temperature	8 minutes max.

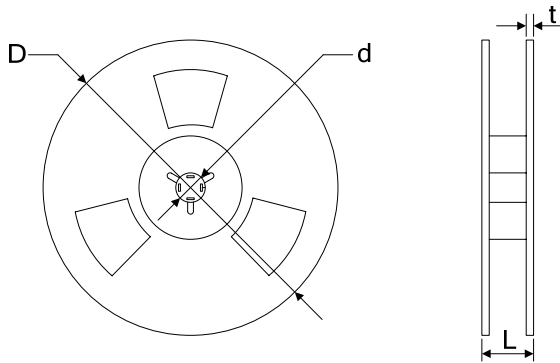
**Packaging**

Tape



Symbol	Dimension (mm)	
	Spec.	Tolerance
W	16.00	±0.20
P	8.00	±0.10
P0	4.00	±0.10
P1	2.00	±0.10
D	1.50	+0.10/-0
E	1.75	±0.10
F	7.50	±0.10
A0	3.80	±0.10
B0	4.30	±0.10
K0	3.80	±0.10
t	0.30	±0.10
D	330.00	±2.00
d	13.00	±0.50
L	16.00	±2.00
t	2.00	±0.20
Quantity: 2000pcs		

Reel



## LEGAL DISCLAIMER

YAGEO, its distributors and agents (collectively, "YAGEO"), hereby disclaims any and all liabilities for any errors, inaccuracies or incompleteness contained in any product related information, including but not limited to product specifications, datasheets, pictures and/or graphics. YAGEO may make changes, modifications and/or improvements to product related information at any time and without notice.



YAGEO makes no representation, warranty, and/or guarantee about the fitness of its products for any particular purpose or the continuing production of any of its products. To the maximum extent permitted by law, YAGEO disclaims (i) any and all liability arising out of the application or use of any YAGEO product, (ii) any and all liability, including without limitation special, consequential or incidental damages, and (iii) any and all implied warranties, including warranties of fitness for a particular purpose, non-infringement and merchantability.

YAGEO products are designed for general purpose applications under normal operation and usage conditions. Please contact YAGEO for the applications listed below which require especially high reliability for the prevention of defects which might directly cause damage to the third party's life, body or property: Aerospace equipment (artificial satellite, rocket, etc.), Atomic energy-related equipment, Aviation equipment, Disaster prevention equipment, crime prevention equipment, Electric heating apparatus, burning equipment, Highly public information network equipment, data-processing equipment, Medical devices, Military equipment, Power generation control equipment, Safety equipment, Traffic signal equipment, Transportation equipment and Undersea equipment, or for any other application or use in which the failure of YAGEO products could result in personal injury or death, or serious property damage. Particularly **YAGEO Corporation and its affiliates do not recommend the use of commercial or automotive grade products for high reliability applications or manned space flight.**

Information provided here is intended to indicate product specifications only. YAGEO reserves all the rights for revising this content without further notification, as long as products are unchanged. Any product change will be announced by PCN.

## Looking for pricing, stock, or lifecycle information?

Click below to explore more details on WIN SOURCE:

-  [View 2RK075M-4 on WIN SOURCE](#)
-  [Yageo Information](#)

## Optimize Your Supply Chain with WIN SOURCE Solutions

-  Global Sourcing Solution
-  Obsolete Management
-  Cost Control Management
-  Shortage Management
-  Alternative Solution
-  Excess Inventory Management