



**THE DATASHEET OF
BCX53-16-AU_R1_000A1**





BCX53-16-AU

PNP Low Vce(sat) Transistor

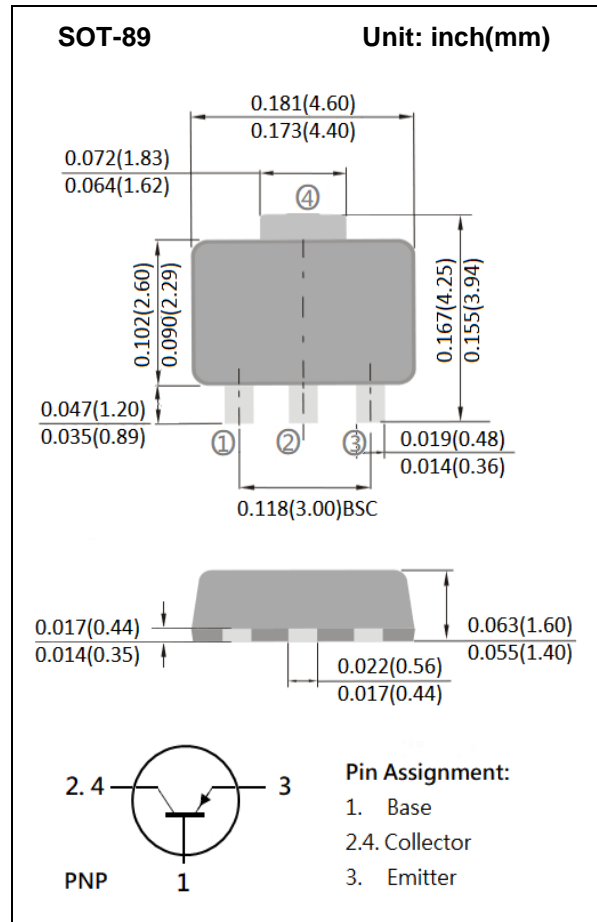
Voltage **-100V** **Current** **-1A**

Features

- Silicon PNP epitaxial type
- Low Vce(sat) -0.4V(max)@Ic/Ib= -500mA / -50mA
- High collector current capability
- Excellent DC current gain characteristics
- AEC-Q101 qualified
- Lead free in compliance with EU RoHS 2.0
- Green molding compound as per IEC 61249 Standard
- NPN complement: BCX56-16-AU

Mechanical Data

- Case: SOT-89 Package
- Terminals : Solderable per MIL-STD-750, Method 2026
- Approx. Weight: 0.002 ounces, 0.057 grams
- Marking: 911D



Maximum Ratings and Thermal Characteristics (T_A=25 °C unless otherwise noted)

PARAMETER	SYMBOL	LIMIT	UNITS
Collector-Base Voltage	V _{CBO}	-120	V
Collector-Emitter Voltage	V _{CEO}	-100	V
Emitter-Base Voltage	V _{EBO}	-6	V
Collector Current (DC)	I _C	-1	A
Collector Current (Pulse)	I _{CP}	-3	A
Power Dissipation	P _D	1.4	W
Junction Temperature	T _J	150	°C
Operating Junction and Storage Temperature Range	T _J , T _{STG}	-55~150	°C
Thermal Resistance from Junction to Ambient ^(Note)	R _{θJA}	89	°C/W

Note: Mounted on FR4 PCB at 1 inch square copper pad.



BCX53-16-AU

Electrical Characteristics ($T_A=25^\circ\text{C}$ unless otherwise noted)

PARAMETER	SYMBOL	TEST CONDITION	MIN.	TYP.	MAX.	UNITS
OFF Characteristics						
Collector-Emitter Breakdown Voltage	BV_{CEO}	$I_C = -10\text{mA}, I_B = 0\text{A}$	-100	-	-	V
Collector-Base Breakdown Voltage	BV_{CBO}	$I_C = -0.1\text{mA}, I_E = 0\text{A}$	-120	-	-	V
Emitter-Base Breakdown Voltage	BV_{EBO}	$I_E = -0.1\text{mA}, I_C = 0\text{A}$	-6	-	-	V
Collector Cutoff Current	I_{CBO}	$V_{CB} = -80\text{V}, I_E = 0\text{A}$	-	-	-100	nA
Emitter Cutoff Current	I_{EBO}	$V_{EB} = -6\text{V}, I_C = 0\text{A}$	-	-	-100	nA
ON characteristics						
DC Current Gain (Note1)	h_{FE}	$V_{CE} = -2\text{V}, I_C = -10\text{mA}$	100	-	-	-
		$V_{CE} = -2\text{V}, I_C = -150\text{mA}$	100	-	250	
		$V_{CE} = -2\text{V}, I_C = -500\text{mA}$	40	-	-	
Collector-Emitter Saturation Voltage (Note1)	$V_{CE(SAT)}$	$I_C = -0.1\text{A}, I_B = -10\text{mA}$	-	-90	-150	mV
		$I_C = -0.5\text{A}, I_B = -50\text{mA}$	-	-260	-400	
		$I_C = -1\text{A}, I_B = -0.1\text{A}$	-	-430	-600	
Base-Emitter Saturation voltage (Note1)	$V_{BE(SAT)}$	$I_C = -0.1\text{A}, I_B = -10\text{mA}$	-	-	-1.0	V
		$I_C = -0.5\text{A}, I_B = -50\text{mA}$	-	-	-1.1	
Transition Frequency	f_T	$V_{CE} = -5\text{V}, I_E = 50\text{mA}$	100	-	-	MHz
Collector Output Capacitance	C_{OB}	$V_{CB} = -10\text{V}, I_E = 0\text{A},$ $f = 1\text{MHz}$	-	-	10	pF

Note: 1. Pulse width $\leq 300\mu\text{s}$, Duty cycle $\leq 2\%$



BCX53-16-AU

TYPICAL CHARACTERISTIC CURVES

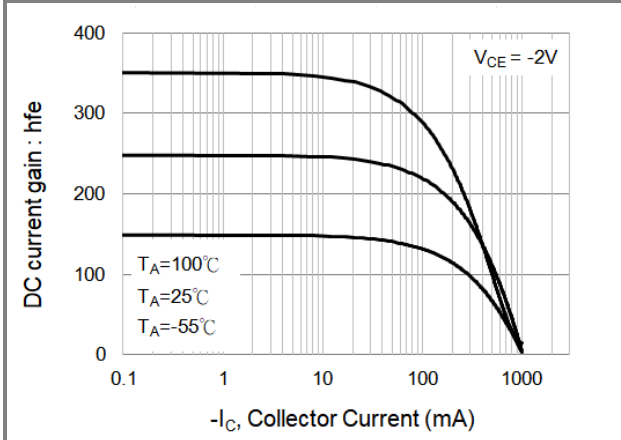


Fig.1 DC Current Gain

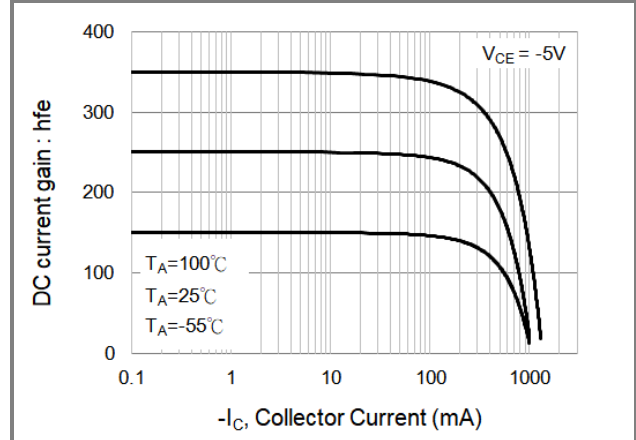


Fig.2 DC Current Gain

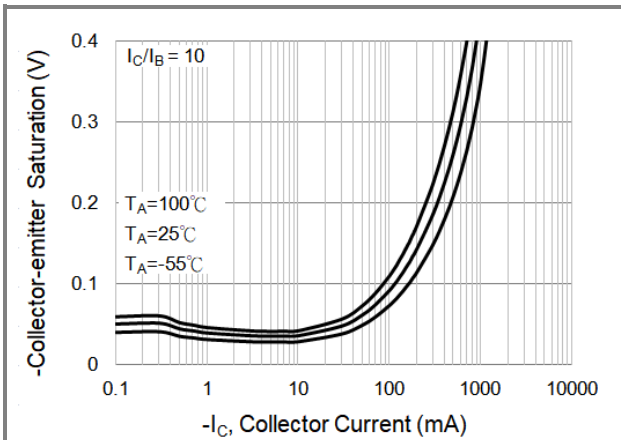


Fig.3 Collector-Emitter Saturation Voltage

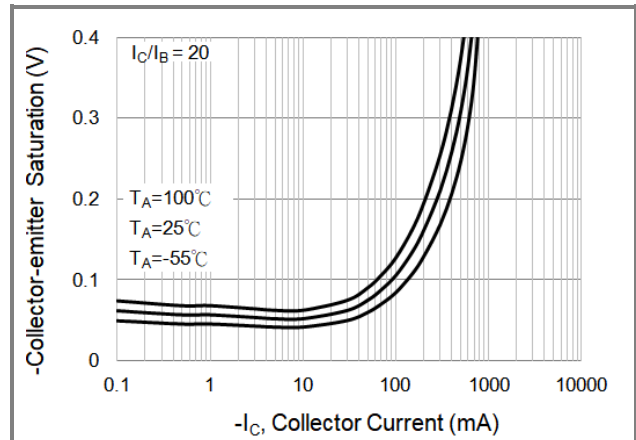


Fig.4 Collector-Emitter Saturation Voltage

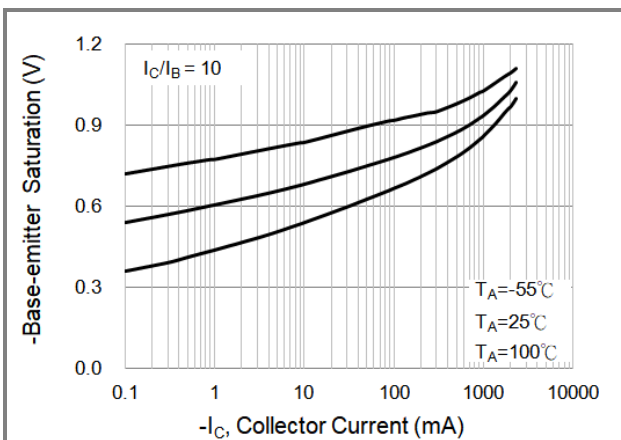


Fig.5 Base-Emitter Saturation Voltage

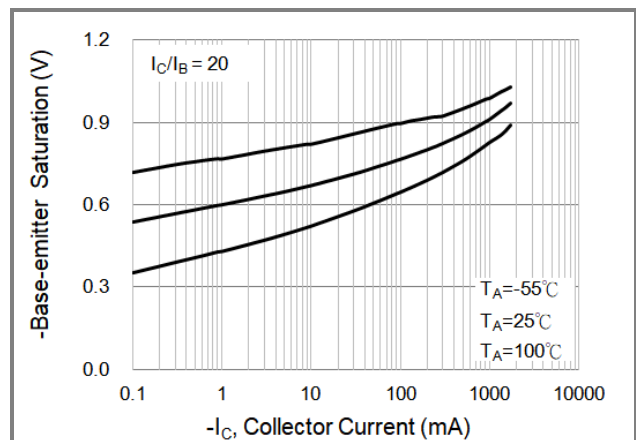


Fig.6 Base-Emitter Saturation Voltage



BCX53-16-AU

TYPICAL CHARACTERISTIC CURVES

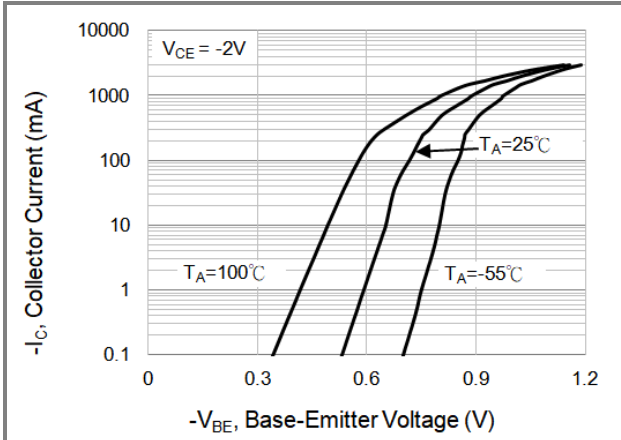


Fig.7 Base-Emitter Voltage

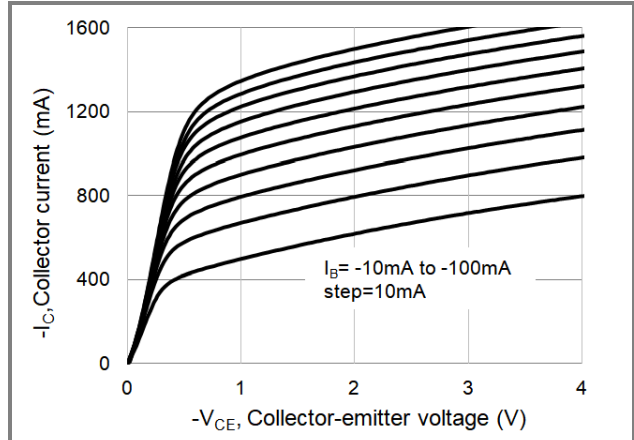


Fig.8 Collector Current

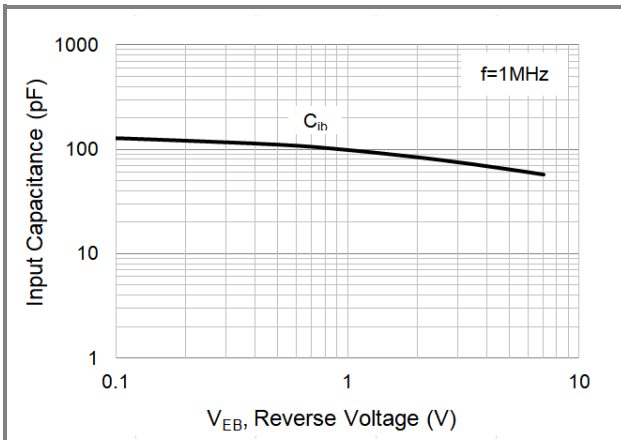


Fig.9 Input Capacitance

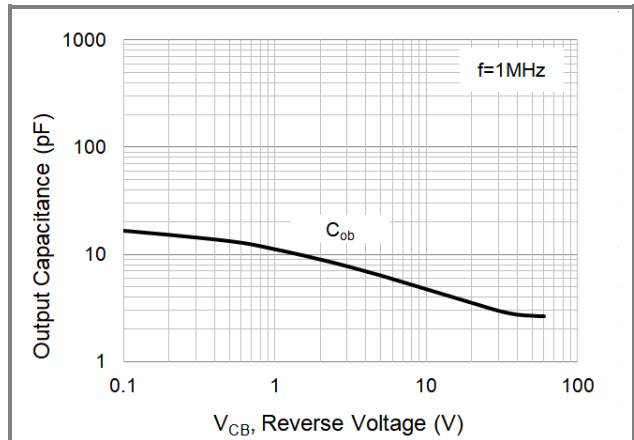


Fig.10 Output Capacitance

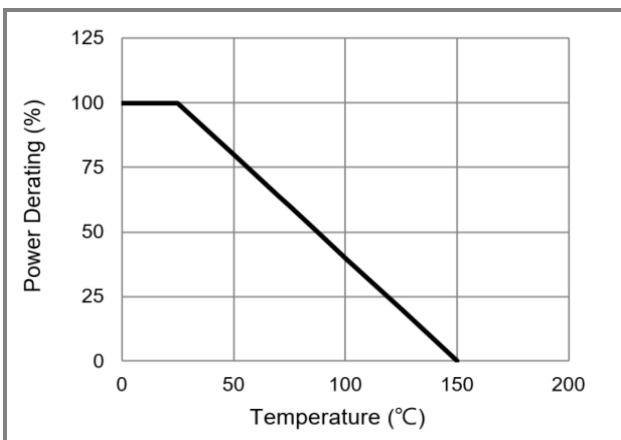


Fig.11 Power Derating Curve

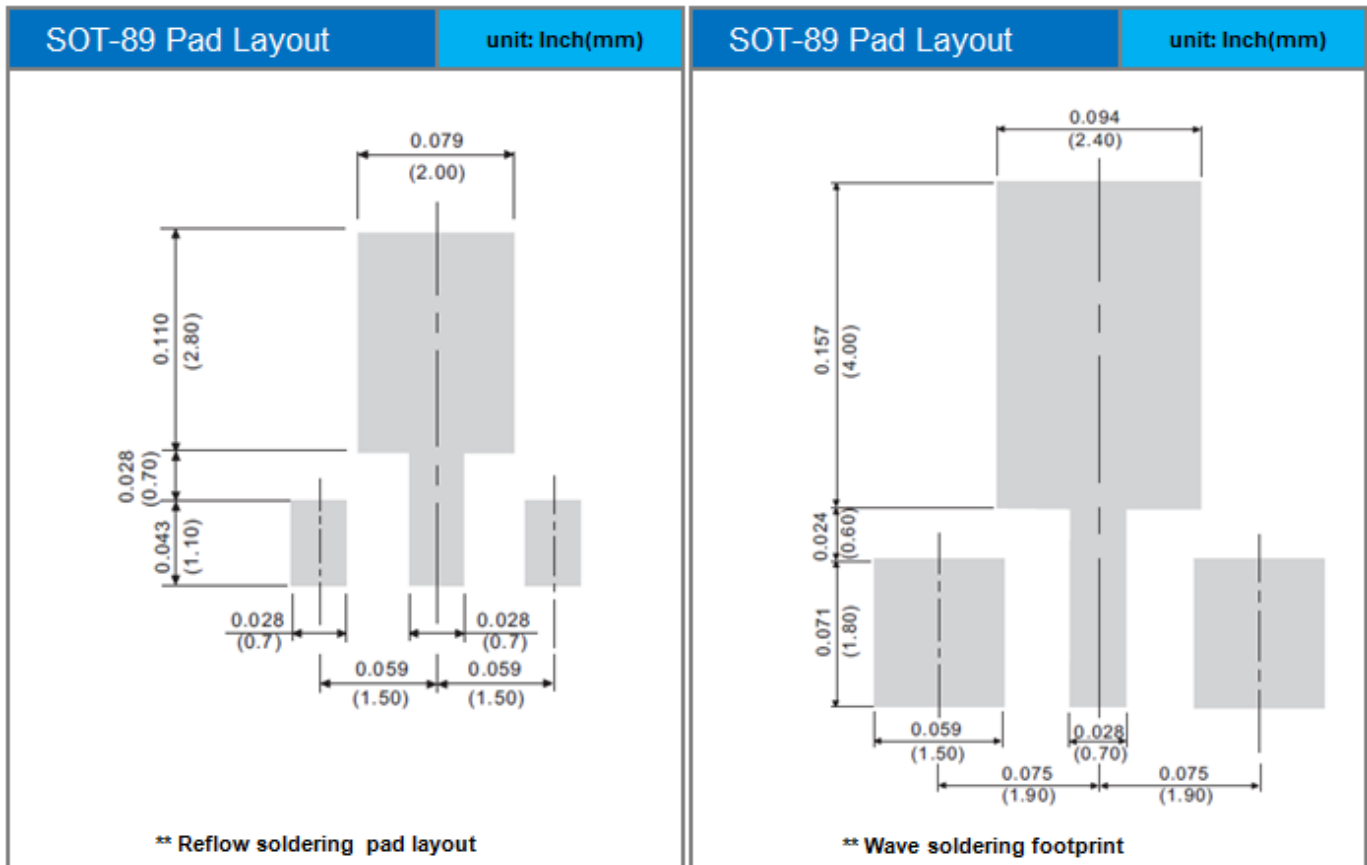


BCX53-16-AU

PART NO PACKING CODE VERSION

Part No Packing Code	Package Type	Packing type	Marking	Version
BCX53-16-AU_R1_000A1	SOT-89	1000 pcs / 7" reel	911D	Halogen free

MOUNTING PAD LAYOUT





BCX53-16-AU

Disclaimer

- Reproducing and modifying information of the document is prohibited without permission from Panjit International Inc..
- Panjit International Inc. reserves the rights to make changes of the content herein the document anytime without notification. Please refer to our website for the latest document.
- Panjit International Inc. disclaims any and all liability arising out of the application or use of any product including damages incidentally and consequentially occurred.
- Panjit International Inc. does not assume any and all implied warranties, including warranties of fitness for particular purpose, non-infringement and merchantability.
- Applications shown on the herein document are examples of standard use and operation. Customers are responsible in comprehending the suitable use in particular applications. Panjit International Inc. makes no representation or warranty that such applications will be suitable for the specified use without further testing or modification.
- The products shown herein are not designed and authorized for equipments relating to human life and for any applications concerning life-saving or life-sustaining, such as medical instruments, aerospace machinery et cetera. Customers using or selling these products for use in such applications do so at their own risk and agree to fully indemnify Panjit International Inc. for any damages resulting from such improper use or sale.
- Since Panjit uses lot number as the tracking base, please provide the lot number for tracking when complaining.

Looking for pricing, stock, or lifecycle information?

Click below to explore more details on WIN SOURCE:

 [View BCX53-16-AU_R1_000A1 on WIN SOURCE](#)

 [Panjit Information](#)

Optimize Your Supply Chain with WIN SOURCE Solutions

-  Global Sourcing Solution
-  Obsolete Management
-  Cost Control Management
-  Shortage Management
-  Alternative Solution
-  Excess Inventory Management