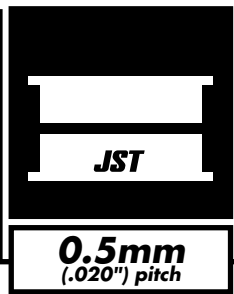




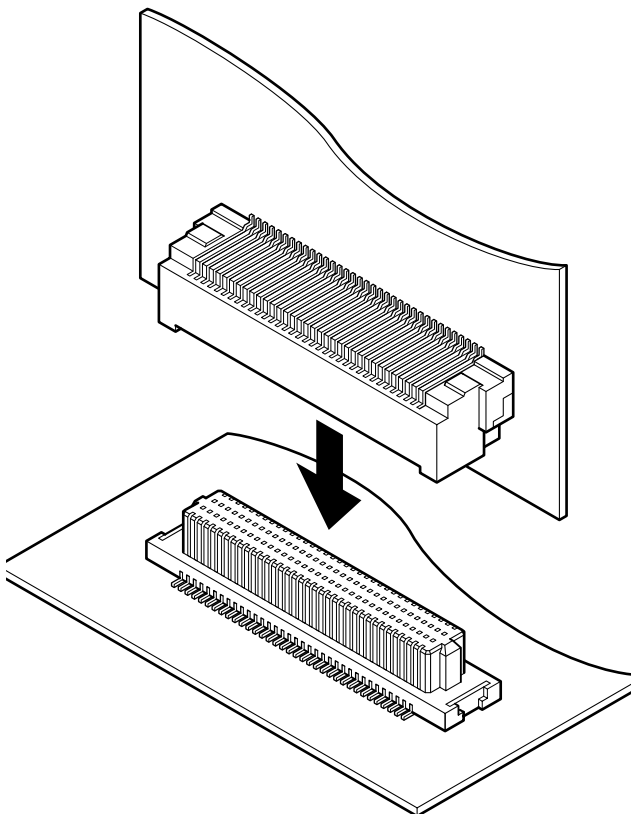
**THE DATASHEET OF
50P6.0-JMDSS-G-1-TF**





JMD CONNECTOR

Board-to-board connectors



Features

• Smooth connection

Thanks to the cantilever type contacts, mating is very smooth.

• Distortion preventive construction

Box-shaped plug housing has guide ribs on both ends, which prevents distortion.

• Wide range of circuits

No. of circuits available are from 20 to 100, every 10 circuits.

• Embossed taping for automatic mounting

This connector is supplied in embossed tape packaging, for mounting by automatic placement machines.

Specifications

- Current rating: 0.5A AC,DC
- Voltage rating: 50V AC,DC
- Temperature range: -25°C to +85°C
(including temperature rise in applying electrical current)
- Contact resistance: Initial value/50m Ω max.
After environmental testing/100m Ω max.
- Insulation resistance: 50M Ω min.
- Withstanding voltage: 100V AC/minute
- * Contact JST if Lead-Free product is required.
- * Refer to "General Instruction and Notice when using Terminals and Connectors" at the end of this catalog.
- * Contact JST for details.

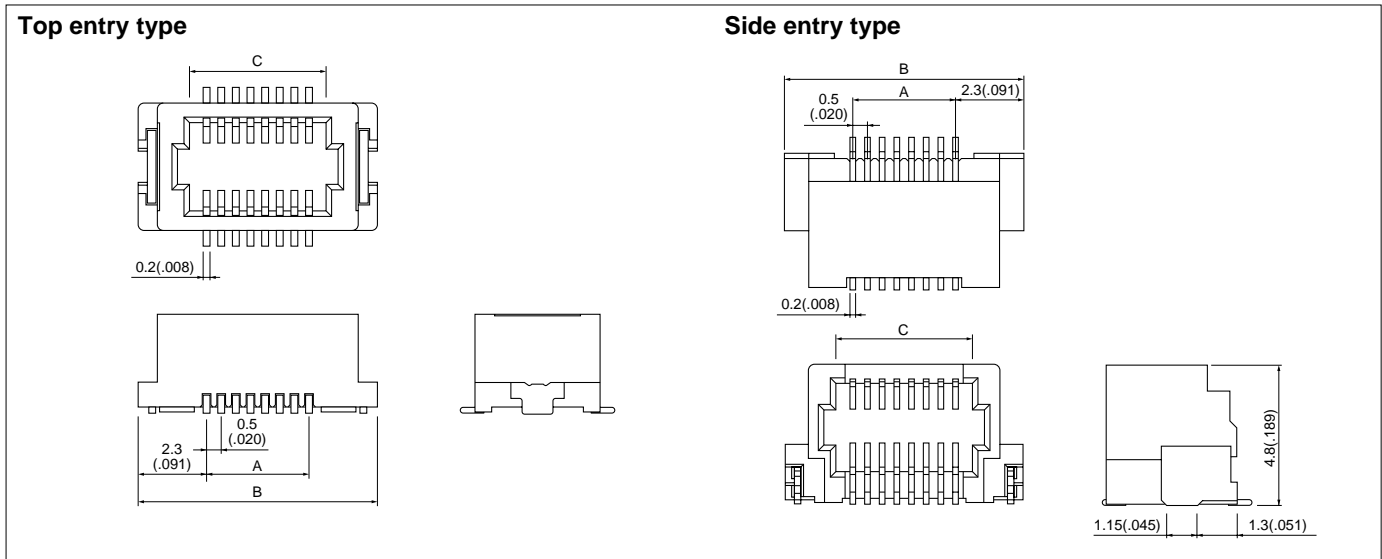
Standards

Recognized E60389

Certified LR20812

JMD CONNECTOR

Plug



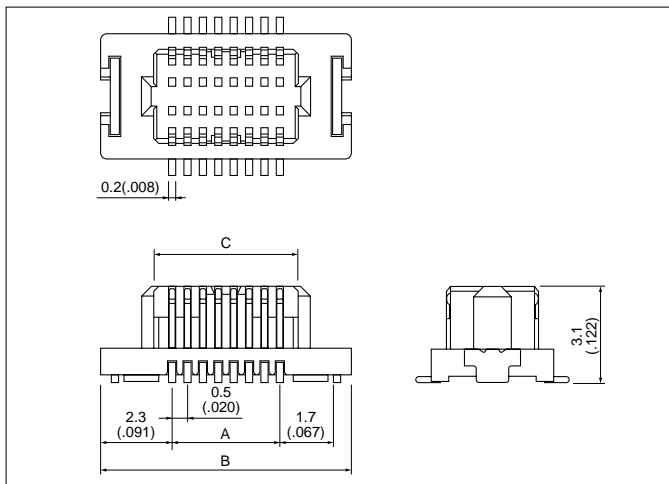
Circuits	Model No.				Dimensions mm(in.)			Q'ty / reel
	Top entry type			Side entry type	A	B	C	
	4.5mm (.177")	5.0mm (.197")	6.0mm (.236")					
20	20P-JMDSS-G-1-TF	—	—	20PS-JMDSS-G-1-TF	4.5(.177)	9.1(.358)	5.7(.224)	1,500
30	—	30P5.0-JMDSS-G-1-TF	—	30PS-JMDSS-G-1-TF	7.0(.276)	11.6(.457)	8.2(.323)	1,500
40	40P-JMDSS-G-1-TF	40P5.0-JMDSS-G-1-TF	—	40PS-JMDSS-G-1-TF	9.5(.374)	14.1(.555)	10.7(.421)	1,500
50	50P-JMDSS-G-1-TF	—	50P6.0-JMDSS-G-1-TF	50PS-JMDSS-G-1-TF	12.0(.472)	16.6(.654)	13.2(.520)	1,500
60	60P-JMDSS-G-1-TF	—	60P6.0-JMDSS-G-1-TF	60PS-JMDSS-G-1-TF	14.5(.571)	19.1(.752)	15.7(.618)	1,500
70	70P-JMDSS-G-1-TF	—	70P6.0-JMDSS-G-1-TF	70PS-JMDSS-G-1-TF	17.0(.669)	21.6(.850)	18.2(.717)	1,500
80	80P-JMDSS-G-1-TF	—	—	80PS-JMDSS-G-1-TF	19.5(.768)	24.1(.949)	20.7(.815)	1,500
100	100P-JMDSS-G-1-TF	—	—	100PS-JMDSS-G-1-TF	24.5(.965)	29.1(1.146)	25.7(1.012)	1,500

Material and Finish

Contact: Phosphor bronze, gold-plated
Housing: Polyamide, UL94V-0
Solder tab: Brass, copper-undercoated, tin/lead-plated

Note: The products listed above are supplied on embossed-tape.

Receptacle



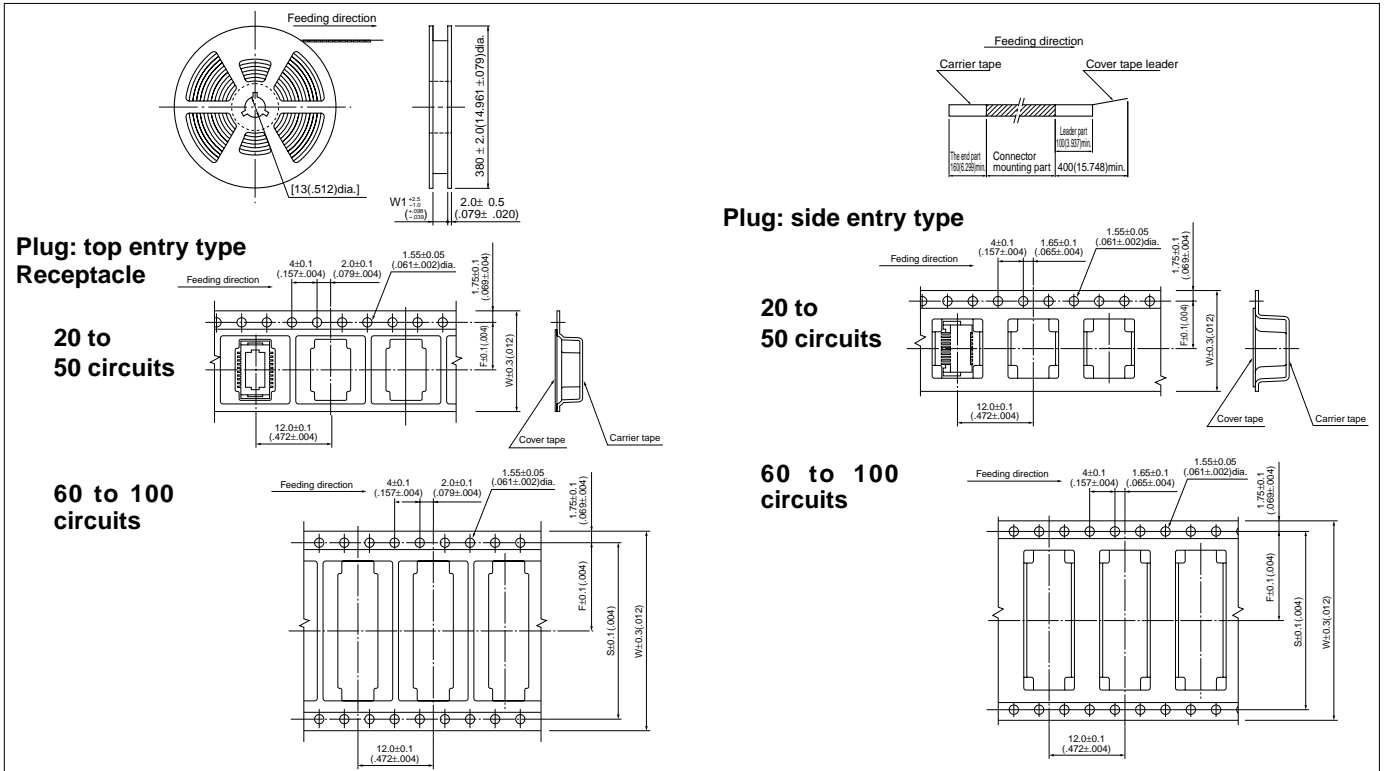
Circuits	Model No.	Dimensions mm(in.)			Q'ty / reel
		A	B	C	
20	20R-JMDSS-G-1-TF	4.5(.177)	9.1(.358)	5.7(.224)	1,500
30	30R-JMDSS-G-1-TF	7.0(.276)	11.6(.457)	8.2(.323)	1,500
40	40R-JMDSS-G-1-TF	9.5(.374)	14.1(.555)	10.7(.421)	1,500
50	50R-JMDSS-G-1-TF	12.0(.472)	16.6(.654)	13.2(.520)	1,500
60	60R-JMDSS-G-1-TF	14.5(.571)	19.1(.752)	15.7(.618)	1,500
70	70R-JMDSS-G-1-TF	17.0(.669)	21.6(.850)	18.2(.717)	1,500
80	80R-JMDSS-G-1-TF	19.5(.768)	24.1(.949)	20.7(.815)	1,500
100	100R-JMDSS-G-1-TF	24.5(.965)	29.1(1.146)	25.7(1.012)	1,500

Material and Finish

Contact: Phosphor bronze, gold-plated
Housing: Polyamide, UL94V-0
Solder tab: Brass, copper-undercoated, tin/lead-plated

Note: The products listed above are supplied on embossed-tape.

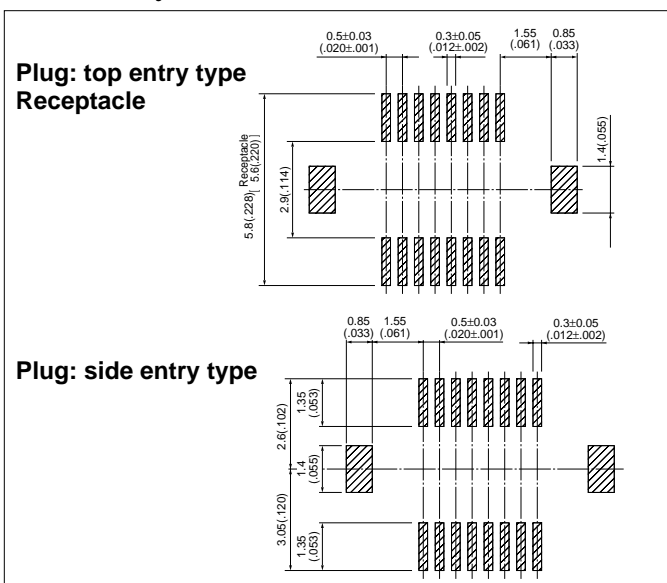
Taping specifications



Cir- cuits	Dimensions mm(in.)				Q'ty / reel
	F	S	W	W1	
20	7.5(.295)	—	16.0(.630)	17.5(.689)	1,500
30	11.5(.453)	—	24.0(.945)	25.5(1.004)	1,500
40	11.5(.453)	—	24.0(.945)	25.5(1.004)	1,500
50	11.5(.453)	—	24.0(.945)	25.5(1.004)	1,500
60	14.2(.559)	28.4(1.118)	32.0(1.260)	32.0(1.260)	1,500
70	14.2(.559)	28.4(1.118)	32.0(1.260)	32.0(1.260)	1,500
80	20.2(.795)	40.4(1.591)	44.0(1.732)	44.0(1.732)	1,500
100	20.2(.795)	40.4(1.591)	44.0(1.732)	44.0(1.732)	1,500

Note: 1. Specifications conform to JIS C 0806. The tape width, connector loading recess square hole dimensions, etc. are determined by the number of circuits and external shape of the connector to be loaded.
2. Specifications are subject to change without prior notice.

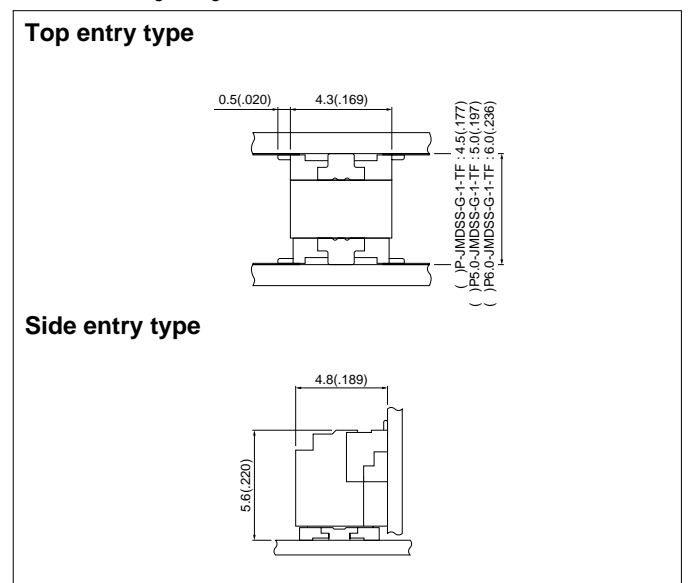
PC board layout (viewed from component side)



Note:

1. Tolerances are non-cumulative: $\pm 0.03\text{mm}$ ($\pm 0.001''$) for all centers.
2. The dimensions above should serve as a guideline. Contact JST for details.

Assembly layout



Looking for pricing, stock, or lifecycle information?

Click below to explore more details on WIN SOURCE:

- [View 50P6.0-JMDSS-G-1-TF on WIN SOURCE](#)
- [JST Sales America Inc. Information](#)

Optimize Your Supply Chain with WIN SOURCE Solutions

- ✓ Global Sourcing Solution
- ✓ Obsolete Management
- ✓ Cost Control Management
- ✓ Shortage Management
- ✓ Alternative Solution
- ✓ Excess Inventory Management