



**THE DATASHEET OF  
FRV040-240F**



<b>RFE</b>    <b>FUZETEC</b>	<b>NO.</b>	<b>PQ24-101E</b>		
<b>Product Specification and Approval Sheet</b>	<b>Version</b>	<b>1</b>	<b>Page</b>	<b>1/4</b>

## Radial Leaded PTC Resettable Fuse: FRV Series

### 1. Summary

- (a) **RoHS Compliant (Lead Free) Product**
- (b) **Applications: Line Voltage Power Supply, Transformer and Appliances**
- (c) **Product Features: Low hold current, Solid state, Radial leaded product ideal for up to 265V<sub>AC/DC</sub>**
- (d) **Operation Current: 0.05A~2.00A**
- (e) **Maximum Operating Voltage: 240V<sub>AC/DC</sub>**
- (f) **Maximum Interrupt Voltage: 265V<sub>AC/DC</sub>**
- (g) **Temperature Range: FRV005-240F~FRV055-240F -40°C to 85°C**  
**FRV075-240F~FRV200-240F -20°C to 85°C**

### 2. Agency Recognition

**UL:** File No. E211981  
**C-UL:** File No. E211981  
**TÜV:** File No. R50087018

### 3. Electrical Characteristics (23°C)

Part Number	Hold Current I <sub>H</sub> , A	Trip Current I <sub>T</sub> , A	Max. Time to Trip at 5xI <sub>H</sub> , S	Max. Current I <sub>MAX</sub> , A	Rated Voltage V <sub>MAX</sub> , V <sub>AC/DC</sub>	Max. Int. Voltage V <sub>I-MAX</sub> , V <sub>AC/DC</sub>	Typ. Power Pd, W	Resistance	
								R <sub>MIN</sub> Ohm	R <sub>1MAX</sub> Ohm
FRV005-240F	0.05	0.12	15.0	1.0	240	265	0.70	18.50	65.00
FRV008-240F	0.08	0.19	15.0	1.2	240	265	0.80	7.40	26.00
FRV012-240F	0.12	0.30	15.0	1.2	240	265	1.00	3.00	12.00
FRV016-240F	0.16	0.37	15.0	2.0	240	265	1.40	2.50	7.80
FRV025-240F	0.25	0.56	18.5	3.5	240	265	1.50	1.30	3.80
FRV033-240F	0.33	0.74	21.0	4.5	240	265	1.70	0.83	2.60
FRV040-240F	0.40	0.90	24.0	5.5	240	265	2.00	0.60	1.90
FRV055-240F	0.55	1.25	26.0	7.0	240	265	3.40	0.45	1.45
FRV075-240F	0.75	1.50	18.0	7.5	240	265	2.60	0.32	0.84
FRV100-240F	1.00	2.00	21.0	10.0	240	265	2.90	0.22	0.58
FRV125-240F	1.25	2.50	23.0	12.5	240	265	3.30	0.17	0.44
FRV150-240F	1.50	3.00	23.0	15.0	240	265	3.70	0.12	0.32
FRV200-240F	2.00	4.00	28.0	20.0	240	265	4.50	0.09	0.22

I<sub>H</sub>=Hold current-maximum current at which the device will not trip at 23°C still air.  
I<sub>T</sub>=Trip current-minimum current at which the device will always trip at 23°C still air.  
V<sub>MAX</sub>=Maximum voltage device can withstand without damage at its rated current.  
I<sub>MAX</sub>= Maximum fault current device can withstand without damage at rated voltage (V<sub>MAX</sub>).  
Pd=Typical power dissipated from device when in tripped state in 23°C still air environment.  
R<sub>MIN</sub>=Minimum device resistance at 23°C.  
R<sub>1MAX</sub>=Maximum device resistance at 23°C, 1 hour after tripping.  
Physical specifications:  
Lead material: FRV005-240F~FRV016-240F Tin plated copper clad steel, 24AWG.  
FRV025-240F~FRV040-240F Tin plated copper, 22AWG.  
FRV055-240F~FRV200-240F Tin plated copper, 20AWG.  
Soldering characteristics: MIL-STD-202, Method 208E.  
Insulating coating: Flame retardant epoxy, meets UL-94V-0 requirement.

Designed and manufactured by Fuzetec Technology Co., Ltd., offered by RFE International, Inc.

NOTE: Specification subject to change without notice.

2021/03/25

#### 4. Production Dimensions (millimeter)

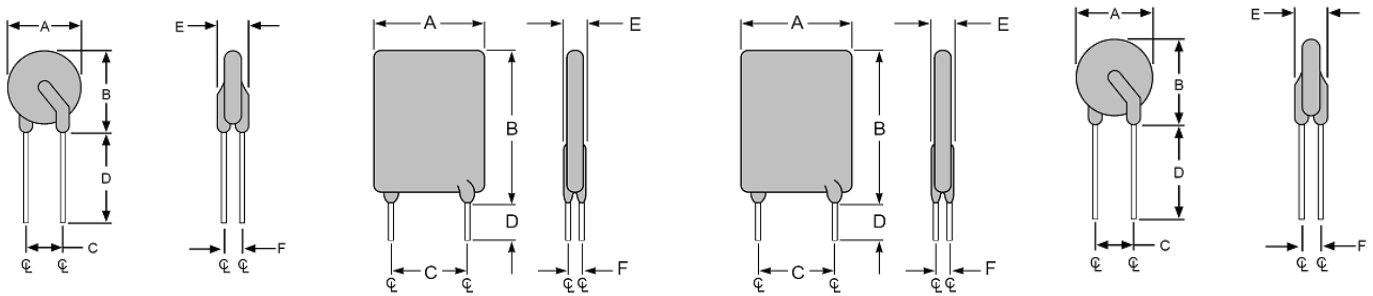


Fig.1

Lead Size: 24AWG  
 $\phi$  0.51 mm Diameter

Fig.2

Lead Size: 22AWG  
 $\phi$  0.65 mm Diameter

Fig.3

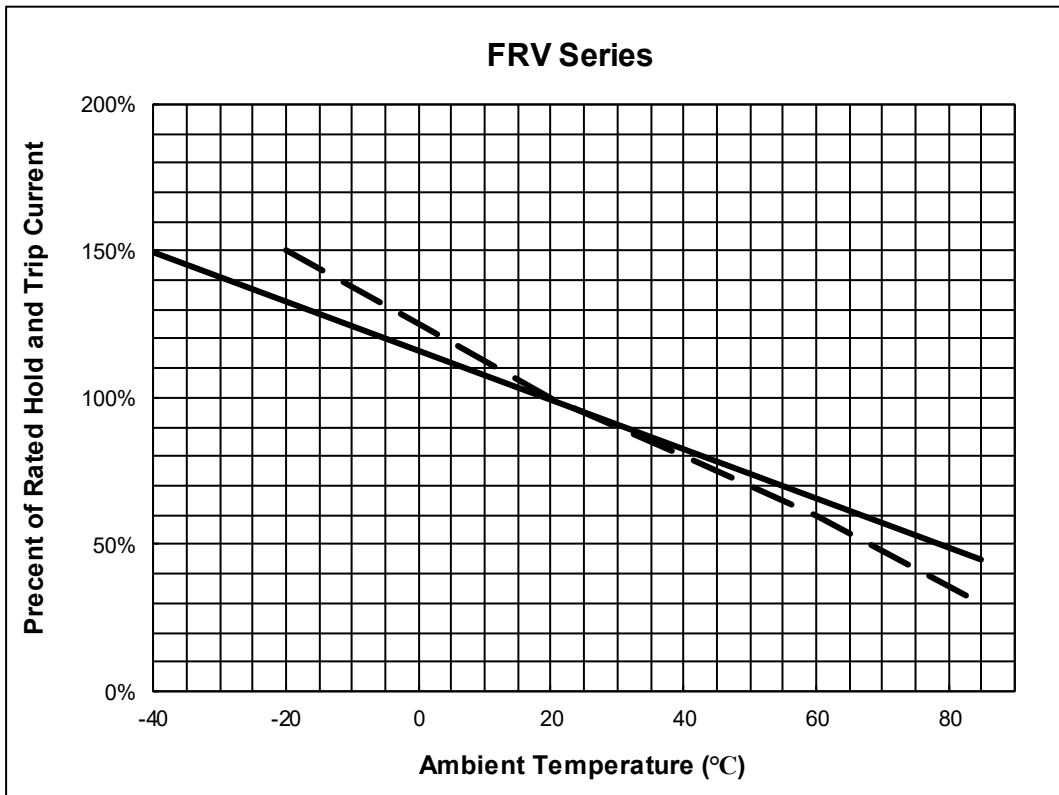
Lead Size: 20AWG  
 $\phi$  0.81 mm Diameter

Fig.4

Lead Size: 20AWG  
 $\phi$  0.81 mm Diameter

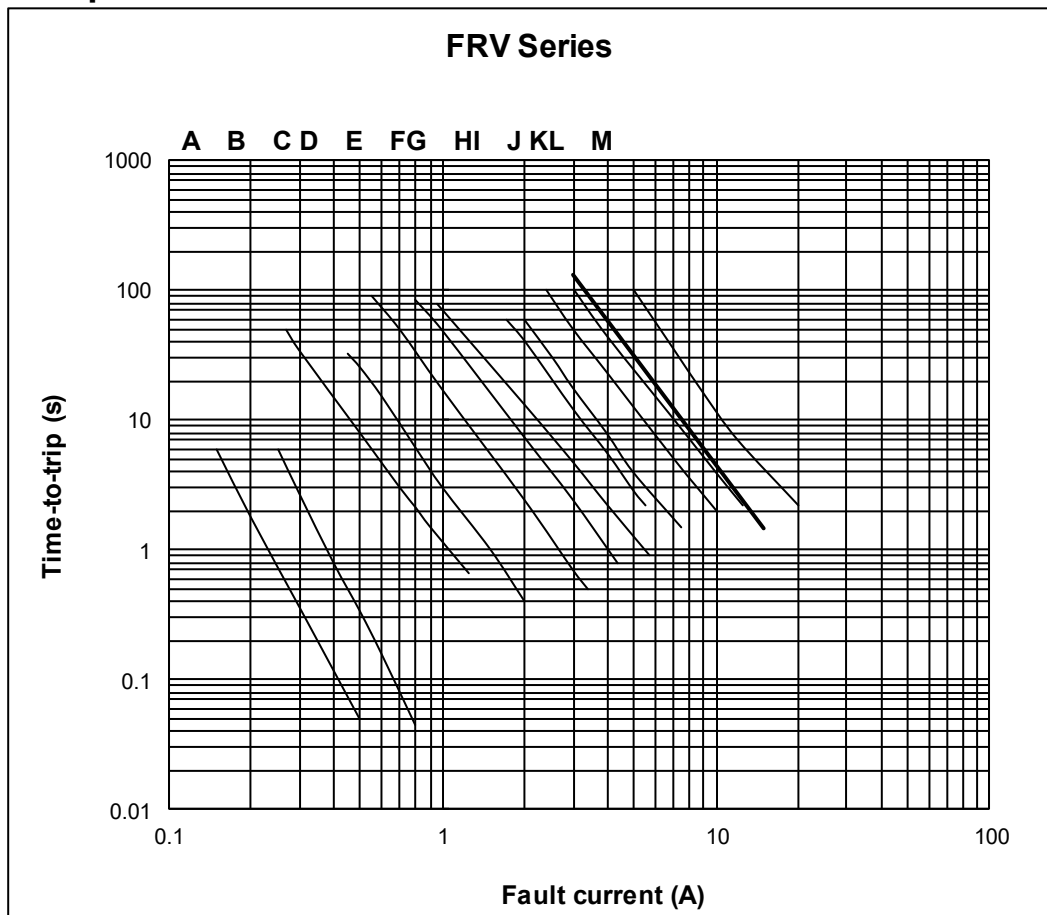
Part Number	Figure	A	B	C	D	E	F
		Maximum	Maximum	Typical	Minimum	Maximum	Typical
FRV005-240F	1	8.3	10.7	5.1	7.6	3.8	1.6
FRV008-240F	1	8.3	10.7	5.1	7.6	3.8	1.6
FRV012-240F	1	8.3	10.7	5.1	7.6	3.8	1.6
FRV016-240F	1	9.9	12.5	5.1	7.6	3.8	1.6
FRV025-240F	2	9.6	17.4	5.1	7.6	3.8	1.8
FRV033-240F	2	11.4	16.5	5.1	7.6	3.8	1.8
FRV040-240F	2	11.5	19.5	5.1	7.6	3.8	1.8
FRV055-240F	3	14.0	21.7	5.1	7.6	4.1	1.9
FRV075-240F	3	11.5	23.4	5.1	7.6	4.8	1.9
FRV100-240F	4	18.7	24.4	10.2	7.6	5.1	1.9
FRV125-240F	4	21.2	27.4	10.2	7.6	5.3	1.9
FRV150-240F	4	23.4	30.9	10.2	7.6	5.3	1.9
FRV200-240F	3	24.9	33.8	10.2	7.6	6.1	1.9

5. Thermal Derating Curve



**A** = FRV005-240F~  
FRV055-240F  
**B** = FRV075-240F ~  
FRV200-240F

6. Typical Time-To-Trip at 23°C



**A**= FRV005-240F  
**B**= FRV008-240F  
**C**= FRV012-240F  
**D**= FRV016-240F  
**E**= FRV025-240F  
**F**= FRV033-240F  
**G**= FRV040-240F  
**H**= FRV055-240F  
**I**= FRV075-240F  
**J**= FRV100-240F  
**K**= FRV125-240F  
**L**=FRV150-240F  
**M**= FRV200-240F

<b>RFE</b>    <b>FUZETEC</b>	<b>NO.</b>	<b>PQ24-101E</b>		
<b>Product Specification and Approval Sheet</b>	<b>Version</b>	<b>1</b>	<b>Page</b>	<b>4/4</b>

## 7. Material Specification

Lead material: FRV005-240F~FRV016-240F Tin plated copper clad steel, 24AWG.

FRV025-240F~FRV040-240F Tin plated copper, 22AWG.

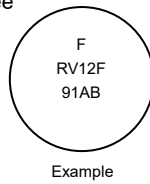
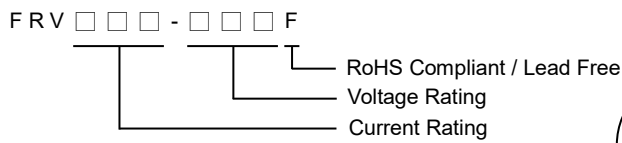
FRV055-240F~FRV200-240F Tin plated copper, 20AWG.

Soldering characteristics: MIL-STD-202, Method 208E.

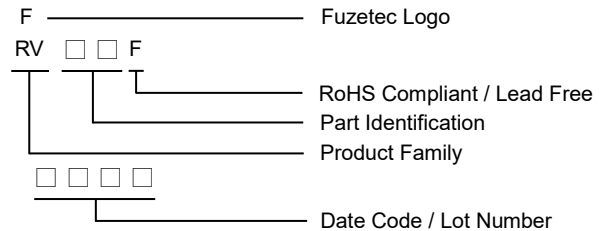
Insulating coating: Flame retardant epoxy, meets UL-94V-0 requirement.

## 8. Part Numbering and Marking System

### Part Numbering System



### Part Marking System



Note: Font on Marking may look slightly different due to fine turnings of each Marking printer.



**Warning:** - Each product should be carefully evaluated and tested for their suitability of application.



- Operation beyond the specified maximum rating or improper use may result in damage and possible electrical arcing and/or flame.
- PPTC device are intended for occasional overcurrent protection. Application for repeated overcurrent condition and/or prolonged trip are not anticipated.
- Avoid contact of PPTC device with chemical solvent, including some inert material such as silicone based oil, lubricant and etc. Prolonged contact will damage the device performance.
- Additional protection mechanism are strongly recommended to be used in conjunction with the PPTC device for protection against abnormal or failure conditions.
- Avoid use of PPTC device in a constrained space such as potting material, housing and containers where have limited space to accommodate device thermal expansion and/or contraction.

## Looking for pricing, stock, or lifecycle information?

Click below to explore more details on WIN SOURCE:

-  [View FRV040-240F on WIN SOURCE](#)
-  [RFE/Fuzetec Information](#)

## Optimize Your Supply Chain with WIN SOURCE Solutions

-  Global Sourcing Solution
-  Obsolete Management
-  Cost Control Management
-  Shortage Management
-  Alternative Solution
-  Excess Inventory Management