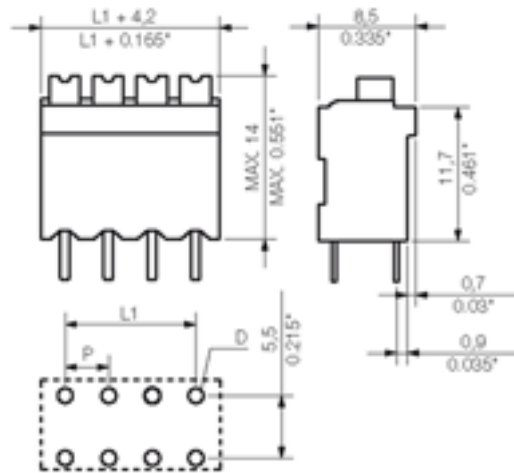




**THE DATASHEET OF
1825650000**





General ordering data

Order No.	1825650000
Part designation	LSF-SMT3.5/3/180 3.5 SW
Version	PCB terminal, Push In, Reflow solder connection, Clamping range, max.: 1.5 mm ² , Pitch: 3.50 mm, No. of poles: 3, 180°, Tube
EAN	4032248328246
Qty.	49 pc(s).

System parameters

Product family	System LS
Conductor connection system	Push In
Fitted to PCB	Reflow solder connection
Outgoing direction of conductor	180°
Pitch	3.5 mm
Pitch in inch	0.138 inch
No. of poles	3
Fitted by customer	no
No. of rows	1
Solder pin length	3.5 mm
Dia. of fitting hole	1.1 mm
Fitting hole tolerance	+ 0.1 mm
No. of solder pins per pole	2
Stripping length	8 mm

System parameters

L1 in mm	7 mm
L1 in inch	0.276 inch
Electric shock protection to DIN VDE 0470	IP 20
Electric shock protection to DIN VDE 0470	Safe from finger touch

Material data

Insulating material	LCP GF
Colour	black
colour chart	Similar to RAL 9011
Insulating material group	IIIa
Flammability class UL 94	V-0
CTI	>= 175
Contact base material	Copper alloy
Contact surface	tinned
Storage temperature, min.	-25 °C
Storage temperature, max.	55 °C

Connectable conductors

Clamping range, min.	0.13 mm ²
Clamping range, max.	1.5 mm ²
AWG, min.	24
AWG, max.	16
O.D. of conductor insulation, max.	2.9 mm
Solid, min. H05(07) V-U	0.2 mm ²
Solid, max. H05(07) V-U	1.5 mm ²
Flexible, min. H05(07) V-K	0.2 mm ²
Flexible, max. H05(07) V-K	1.5 mm ²
With wire end ferrule, acc. to DIN 46 228/1, min.	0.25 mm ²
With wire end ferrule, acc. to DIN 46 228/1, max.	1.5 mm ²
w. plastic collar ferrule, DIN 46228 pt 4, min.	0.25 mm ²
w. plastic collar ferrule, DIN 46228 pt 4, max.	0.75 mm ²

DIN IEC rating data

Rated current, min. No. pins (Tu=20°C)	17.5 A
Rated current, max. No. pins (Tu=20°C)	16 A
Rated current, min. No. pins (Tu=40°C)	17.5 A
Rated current, max. No. pins (Tu=40°C)	14 A
Rated voltage for overvoltage class/pollution severity II/2	320 V
Rated voltage for overvoltage class/pollution severity III/2	160 V
Rated voltage for overvoltage class/pollution severity III/3	160 V
Rated impulse withstand voltage for overvoltage class/pollution severity II/2	2.5 kV
Rated impulse withstand voltage for overvoltage class/pollution severity III/2	2.5 kV
Rated impulse withstand voltage for overvoltage class/pollution severity III/3	2.5 kV
Short-time withstand current resistance	3 x 1s with 80 A

CSA rating data

Rated voltage (Use group D)	300 V
Rated current (Use group D)	10 A
AWG conductor (field wiring), min.	24
AWG conductor (field wiring), max.	16

UL 1059 rating data

Rated voltage (Use group D)	300 V
Rated current (Use group D)	10 A
AWG conductor, min.	24
AWG conductor, max.	16

Approvals

Approvals institutes



Classifications

eClass 4.1	NK
eClass 5.0	NK
eClass 5.1	NK

Similar products

Order No.	Part designation	Version
1825640000	LSF-SMT3.5/2/180 3.5 SW	PCB terminal, Push In, Reflow solder connection, Clamping range, max.: 1.5 mm ² , Pitch: 3.50 mm, No. of poles: 2, 180°, Tube
1874510000	LSF-SMT3.5/2/180 3.5R	PCB terminal, Push In, Reflow solder connection, Clamping range, max.: 1.5 mm ² , Pitch: 3.50 mm, No. of poles: 2, 180°, Tape
1870640000	LSF-SMT 3.5/2/180 1.5	PCB terminal, Push In, Reflow solder connection, Clamping range, max.: 1.5 mm ² , Pitch: 3.50 mm, No. of poles: 2, 180°, Tube
1874490000	LSF-SMT3.5/2/180 1.5R	PCB terminal, Push In, Reflow solder connection, Clamping range, max.: 1.5 mm ² , Pitch: 3.50 mm, No. of poles: 2, 180°, Tape
1874520000	LSF-SMT3.5/3/180 3.5R	PCB terminal, Push In, Reflow solder connection, Clamping range, max.: 1.5 mm ² , Pitch: 3.50 mm, No. of poles: 3, 180°, Tape
1874300000	LSF-SMT3.5/3/180 1.5R	PCB terminal, Push In, Reflow solder connection, Clamping range, max.: 1.5 mm ² , Pitch: 3.50 mm, No. of poles: 3, 180°, Tape
1870650000	LSF-SMT 3.5/3/180 1.5	PCB terminal, Push In, Reflow solder connection, Clamping range, max.: 1.5 mm ² , Pitch: 3.50 mm, No. of poles: 3, 180°, Tube
1825660000	LSF-SMT3.5/4/180 3.5 SW	PCB terminal, Push In, Reflow solder connection, Clamping range, max.: 1.5 mm ² , Pitch: 3.50 mm, No. of poles: 4, 180°, Tube
1874540000	LSF-SMT3.5/4/180 3.5R	PCB terminal, Push In, Reflow solder connection, Clamping range, max.: 1.5 mm ² , Pitch: 3.50 mm, No. of poles: 4, 180°, Tape



1870660000	LSF-SMT 3.5/4/180 1.5	PCB terminal, Push In, Reflow solder connection, Clamping range, max.: 1.5 mm ² , Pitch: 3.50 mm, No. of poles: 4, 180°, Tube
1874280000	LSF-SMT3.5/4/180 1.5R	PCB terminal, Push In, Reflow solder connection, Clamping range, max.: 1.5 mm ² , Pitch: 3.50 mm, No. of poles: 4, 180°, Tape
1825670000	LSF-SMT3.5/5/180 3.5 SW	PCB terminal, Push In, Reflow solder connection, Clamping range, max.: 1.5 mm ² , Pitch: 3.50 mm, No. of poles: 5, 180°, Tube
1874560000	LSF-SMT3.5/5/180 3.5R	PCB terminal, Push In, Reflow solder connection, Clamping range, max.: 1.5 mm ² , Pitch: 3.50 mm, No. of poles: 5, 180°, Tape
1870670000	LSF-SMT 3.5/5/180 1.5	PCB terminal, Push In, Reflow solder connection, Clamping range, max.: 1.5 mm ² , Pitch: 3.50 mm, No. of poles: 5, 180°, Tube
1874310000	LSF-SMT3.5/5/180 1.5R	PCB terminal, Push In, Reflow solder connection, Clamping range, max.: 1.5 mm ² , Pitch: 3.50 mm, No. of poles: 5, 180°, Tape
1825680000	LSF-SMT3.5/6/180 3.5 SW	PCB terminal, Push In, Reflow solder connection, Clamping range, max.: 1.5 mm ² , Pitch: 3.50 mm, No. of poles: 6, 180°, Tube
1874590000	LSF-SMT3.5/6/180 3.5R	PCB terminal, Push In, Reflow solder connection, Clamping range, max.: 1.5 mm ² , Pitch: 3.50 mm, No. of poles: 6, 180°, Tape
1870680000	LSF-SMT 3.5/6/180 1.5	PCB terminal, Push In, Reflow solder connection, Clamping range, max.: 1.5 mm ² , Pitch: 3.50 mm, No. of poles: 6, 180°, Tube
1874320000	LSF-SMT3.5/6/180 1.5R	PCB terminal, Push In, Reflow solder connection, Clamping range, max.: 1.5 mm ² , Pitch: 3.50 mm, No. of poles: 6, 180°, Tape
1825690000	LSF-SMT3.5/7/180 3.5 SW	PCB terminal, Push In, Reflow solder connection, Clamping range, max.: 1.5 mm ² , Pitch: 3.50 mm, No. of poles: 7, 180°, Tube
1874600000	LSF-SMT3.5/7/180 3.5R	PCB terminal, Push In, Reflow solder connection, Clamping range, max.: 1.5 mm ² , Pitch: 3.50 mm, No. of poles: 7, 180°, Tape
1870690000	LSF-SMT 3.5/7/180 1.5	PCB terminal, Push In, Reflow solder connection, Clamping range, max.: 1.5 mm ² , Pitch: 3.50 mm, No. of poles: 7, 180°, Tube
1874340000	LSF-SMT3.5/7/180 1.5R	PCB terminal, Push In, Reflow solder connection, Clamping range, max.: 1.5 mm ² , Pitch: 3.50 mm, No. of poles: 7, 180°, Tape
1825700000	LSF-SMT3.5/8/180 3.5 SW	PCB terminal, Push In, Reflow solder connection, Clamping range, max.: 1.5 mm ² , Pitch: 3.50 mm, No. of poles: 8, 180°, Tube
1874610000	LSF-SMT3.5/8/180 3.5R	PCB terminal, Push In, Reflow solder connection, Clamping range, max.: 1.5 mm ² , Pitch: 3.50 mm, No. of poles: 8, 180°, Tape
1870700000	LSF-SMT 3.5/8/180 1.5	PCB terminal, Push In, Reflow solder connection, Clamping range, max.: 1.5 mm ² , Pitch: 3.50 mm, No. of poles: 8, 180°, Tube
1874350000	LSF-SMT3.5/8/180 1.5R	PCB terminal, Push In, Reflow solder connection, Clamping range, max.: 1.5 mm ² , Pitch: 3.50 mm, No. of poles: 8, 180°, Tape
1825710000	LSF-SMT3.5/9/180 3.5 SW	PCB terminal, Push In, Reflow solder connection, Clamping range, max.: 1.5 mm ² , Pitch: 3.50 mm, No. of poles: 9, 180°, Tube
1874620000	LSF-SMT3.5/9/180 3.5R	PCB terminal, Push In, Reflow solder connection, Clamping range, max.: 1.5 mm ² , Pitch: 3.50 mm, No. of poles: 9, 180°, Tape
1870710000	LSF-SMT 3.5/9/180 1.5	PCB terminal, Push In, Reflow solder connection, Clamping range, max.: 1.5 mm ² , Pitch: 3.50 mm, No. of poles: 9, 180°, Tube
1874370000	LSF-SMT3.5/9/180 1.5R	PCB terminal, Push In, Reflow solder connection, Clamping range, max.: 1.5 mm ² , Pitch: 3.50 mm, No. of poles: 9, 180°, Tape
1825720000	LSF-SMT3.5/10/180 3.5 SW	PCB terminal, Push In, Reflow solder connection, Clamping range, max.: 1.5 mm ² , Pitch: 3.50 mm, No. of poles: 10, 180°, Tube
1874640000	LSF-SMT3.5/10/180 3.5R	PCB terminal, Push In, Reflow solder connection, Clamping range, max.: 1.5 mm ² , Pitch: 3.50 mm, No. of poles: 10, 180°, Tape
1870720000	LSF-SMT 3.5/10/180 1.5	PCB terminal, Push In, Reflow solder connection, Clamping range, max.: 1.5 mm ² , Pitch: 3.50 mm, No. of poles: 10, 180°, Tube
1874380000	LSF-SMT3.5/10/180 1.5R	PCB terminal, Push In, Reflow solder connection, Clamping range, max.: 1.5 mm ² , Pitch: 3.50 mm, No. of poles: 10, 180°, Tape

1825730000	LSF-SMT3.5/11/180 3.5 SW	PCB terminal, Push In, Reflow solder connection, Clamping range, max.: 1.5 mm ² , Pitch: 3.50 mm, No. of poles: 11, 180°, Tube
1874660000	LSF-SMT3.5/11/180 3.5R	PCB terminal, Push In, Reflow solder connection, Clamping range, max.: 1.5 mm ² , Pitch: 3.50 mm, No. of poles: 11, 180°, Tape
1870730000	LSF-SMT 3.5/11/180 1.5	PCB terminal, Push In, Reflow solder connection, Clamping range, max.: 1.5 mm ² , Pitch: 3.50 mm, No. of poles: 11, 180°, Tube
1874400000	LSF-SMT3.5/11/180 1.5R	PCB terminal, Push In, Reflow solder connection, Clamping range, max.: 1.5 mm ² , Pitch: 3.50 mm, No. of poles: 11, 180°, Tape
1825740000	LSF-SMT3.5/12/180 3.5 SW	PCB terminal, Push In, Reflow solder connection, Clamping range, max.: 1.5 mm ² , Pitch: 3.50 mm, No. of poles: 12, 180°, Tube
1874680000	LSF-SMT3.5/12/180 3.5R	PCB terminal, Push In, Reflow solder connection, Clamping range, max.: 1.5 mm ² , Pitch: 3.50 mm, No. of poles: 12, 180°, Tape
1870740000	LSF-SMT 3.5/12/180 1.5	PCB terminal, Push In, Reflow solder connection, Clamping range, max.: 1.5 mm ² , Pitch: 3.50 mm, No. of poles: 12, 180°, Tube
1874420000	LSF-SMT3.5/12/180 1.5R	PCB terminal, Push In, Reflow solder connection, Clamping range, max.: 1.5 mm ² , Pitch: 3.50 mm, No. of poles: 12, 180°, Tape
1870350000	LSF-SMT 3.5/13/180 3.5	PCB terminal, Push In, Reflow solder connection, Clamping range, max.: 1.5 mm ² , Pitch: 3.50 mm, No. of poles: 13, 180°, Tube
1870750000	LSF-SMT 3.5/13/180 1.5	PCB terminal, Push In, Reflow solder connection, Clamping range, max.: 1.5 mm ² , Pitch: 3.50 mm, No. of poles: 13, 180°, Tube
1870360000	LSF-SMT 3.5/14/180 3.5	PCB terminal, Push In, Reflow solder connection, Clamping range, max.: 1.5 mm ² , Pitch: 3.50 mm, No. of poles: 14, 180°, Tube
1870760000	LSF-SMT 3.5/14/180 1.5	PCB terminal, Push In, Reflow solder connection, Clamping range, max.: 1.5 mm ² , Pitch: 3.50 mm, No. of poles: 14, 180°, Tube
1870370000	LSF-SMT 3.5/15/180 3.5	PCB terminal, Push In, Reflow solder connection, Clamping range, max.: 1.5 mm ² , Pitch: 3.50 mm, No. of poles: 15, 180°, Tube
1870770000	LSF-SMT 3.5/15/180 1.5	PCB terminal, Push In, Reflow solder connection, Clamping range, max.: 1.5 mm ² , Pitch: 3.50 mm, No. of poles: 15, 180°, Tube
1870510000	LSF-SMT 3.5/16/180 3.5	PCB terminal, Push In, Reflow solder connection, Clamping range, max.: 1.5 mm ² , Pitch: 3.50 mm, No. of poles: 16, 180°, Tube
1870790000	LSF-SMT 3.5/16/180 1.5	PCB terminal, Push In, Reflow solder connection, Clamping range, max.: 1.5 mm ² , Pitch: 3.50 mm, No. of poles: 16, 180°, Tube
1870520000	LSF-SMT 3.5/17/180 3.5	PCB terminal, Push In, Reflow solder connection, Clamping range, max.: 1.5 mm ² , Pitch: 3.50 mm, No. of poles: 17, 180°, Tube
1870800000	LSF-SMT 3.5/17/180 1.5	PCB terminal, Push In, Reflow solder connection, Clamping range, max.: 1.5 mm ² , Pitch: 3.50 mm, No. of poles: 17, 180°, Tube
1870540000	LSF-SMT 3.5/18/180 3.5	PCB terminal, Push In, Reflow solder connection, Clamping range, max.: 1.5 mm ² , Pitch: 3.50 mm, No. of poles: 18, 180°, Tube
1870830000	LSF-SMT 3.5/18/180 1.5	PCB terminal, Push In, Reflow solder connection, Clamping range, max.: 1.5 mm ² , Pitch: 3.50 mm, No. of poles: 18, 180°, Tube
1870560000	LSF-SMT 3.5/19/180 3.5	PCB terminal, Push In, Reflow solder connection, Clamping range, max.: 1.5 mm ² , Pitch: 3.50 mm, No. of poles: 19, 180°, Tube
1870840000	LSF-SMT 3.5/19/180 1.5	PCB terminal, Push In, Reflow solder connection, Clamping range, max.: 1.5 mm ² , Pitch: 3.50 mm, No. of poles: 19, 180°, Tube
1870570000	LSF-SMT 3.5/20/180 3.5	PCB terminal, Push In, Reflow solder connection, Clamping range, max.: 1.5 mm ² , Pitch: 3.50 mm, No. of poles: 20, 180°, Tube
1870850000	LSF-SMT 3.5/20/180 1.5	PCB terminal, Push In, Reflow solder connection, Clamping range, max.: 1.5 mm ² , Pitch: 3.50 mm, No. of poles: 20, 180°, Tube
1870600000	LSF-SMT 3.5/21/180 3.5	PCB terminal, Push In, Reflow solder connection, Clamping range, max.: 1.5 mm ² , Pitch: 3.50 mm, No. of poles: 21, 180°, Tube
1870860000	LSF-SMT 3.5/21/180 1.5	PCB terminal, Push In, Reflow solder connection, Clamping range, max.: 1.5 mm ² , Pitch: 3.50 mm, No. of poles: 21, 180°, Tube

1870620000	LSF-SMT 3.5/23/180 3.5	PCB terminal, Push In, Reflow solder connection, Clamping range, max.: 1.5 mm ² , Pitch: 3.50 mm, No. of poles: 23, 180°, Tube
1870880000	LSF-SMT 3.5/23/180 1.5	PCB terminal, Push In, Reflow solder connection, Clamping range, max.: 1.5 mm ² , Pitch: 3.50 mm, No. of poles: 23, 180°, Tube
1870610000	LSF-SMT 3.5/22/180 3.5	PCB terminal, Push In, Reflow solder connection, Clamping range, max.: 1.5 mm ² , Pitch: 3.50 mm, No. of poles: 22, 180°, Tube
1870870000	LSF-SMT 3.5/22/180 1.5	PCB terminal, Push In, Reflow solder connection, Clamping range, max.: 1.5 mm ² , Pitch: 3.50 mm, No. of poles: 22, 180°, Tube
1870630000	LSF-SMT 3.5/24/180 3.5	PCB terminal, Push In, Reflow solder connection, Clamping range, max.: 1.5 mm ² , Pitch: 3.50 mm, No. of poles: 24, 180°, Tube
1870890000	LSF-SMT 3.5/24/180 1.5	PCB terminal, Push In, Reflow solder connection, Clamping range, max.: 1.5 mm ² , Pitch: 3.50 mm, No. of poles: 24, 180°, Tube

Looking for pricing, stock, or lifecycle information?

Click below to explore more details on WIN SOURCE:

-  [View 1825650000 on WIN SOURCE](#)
-  [Weidmuller Information](#)

Optimize Your Supply Chain with WIN SOURCE Solutions

-  Global Sourcing Solution
-  Obsolete Management
-  Cost Control Management
-  Shortage Management
-  Alternative Solution
-  Excess Inventory Management