



# THE DATASHEET OF CR4411S-5



# Average RMS AC Current Transducer

DIN RAIL / PANEL MOUNT, AVERAGE RMS



CR4410 CR4411 CR4420

Single Element - .79" Window  
0.5 to 600 AAC Input Range



CR4450 CR4460

Two Element - .26" Window  
0.5 to 30 AAC Input Range



CR4470 CR4480

Three Element - .26"  
Window 0.5 to 30 AAC  
Input Range

Use a 5 Amp Secondary  
Current Transformer to  
extend the ranges of all  
CR Magnetics Current  
Transducers



The **CR4400** Series, Current Transducers and Transmitters are designed to produce a DC output signal that is proportional to the average RMS input AC current. Designed for multi-point current sensing, these devices provide excellent features in a value package .

## Applications

Multi-point current sensing and control panels  
Monitor motor faults  
Monitor heating elements  
Monitor lighting elements

## Features

Low cost  
DIN rail or panel mount  
Available with 0-5 VDC, 0-10VDC or 4-20 mADC output  
High Accuracy  
Interfaces with most commercially available instrumentation  
Connection diagram printed on case

## Regulatory Agencies

Recognized to meet UL 61010B-1  
Constructed to meet CAN/CSA-C22.2, No. 61010-1-2004  
Meets requirement of IEC 61010-1 and BS EN 61010-1



All single phase current transducers are available in split core design. Simply put an "S" at the end of the prefix\*  
I.E. CR4410S-10  
**\* Not UL Recognized**

## PART NUMBERS

CR4410(S)	-		Single element with 0 - 5 VDC output (split core design)
CR4411(S)	-		Single element with 0 - 10 VDC output (split core design)*
CR4420(S)	-		Single element with 4 - 20 mADC output (split core design)
CR4450	-		Two element with 0 - 5 VDC output *
CR4460	-		Two element with 4 to 20 mADC output *
CR4470	-		Three element with 0 - 5 VDC output *
CR4480	-		Three element with 4 - 20 mADC output *

Two and three element transducers are available only in ranges of 0.5 to 30 AAC

Add suffix for input range

<b>5</b>	-	0-5 AAC
<b>10</b>	-	0-10 AAC
<b>15</b>	-	0-15 AAC
<b>20</b>	-	0-20 AAC
<b>25</b>	-	0-25 AAC
<b>30</b>	-	0-30 AAC
<b>40</b>	-	0-40 AAC
<b>50</b>	-	0-50 AAC
<b>75</b>	-	0-75 AAC
<b>100</b>	-	0-100 AAC
<b>150</b>	-	0-150 AAC

Ranges available up to and including 600 AAC

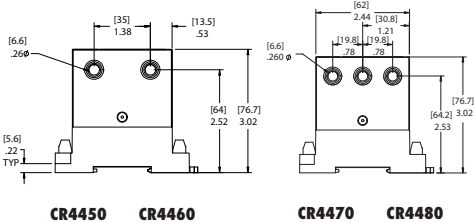
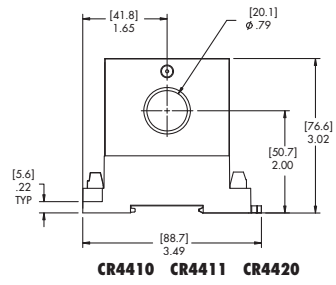
Transducers

# Average RMS AC Current Transducer

DIN RAIL / PANEL MOUNT, AVERAGE RMS

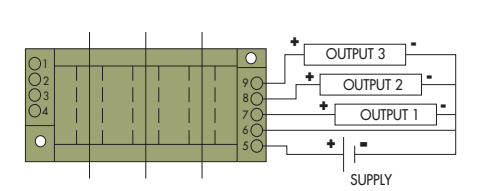
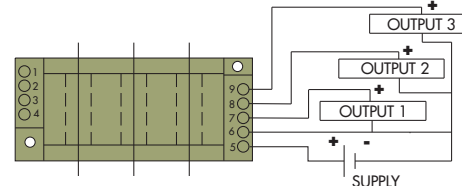
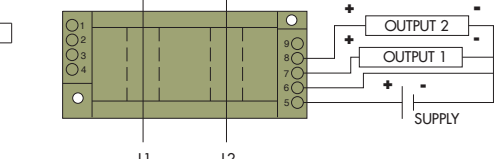
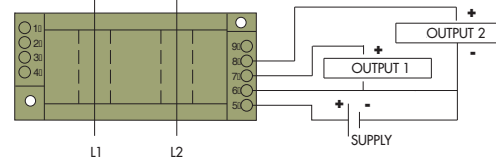
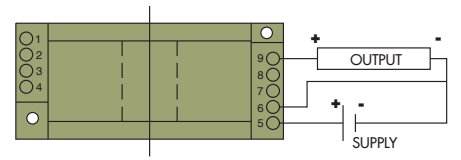
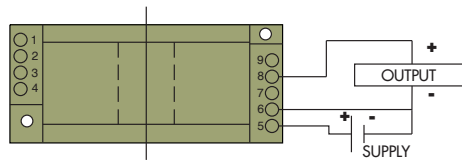
## SPECIFICATIONS

Basic Accuracy:.....	0.5%	Cleaning:.....	Water-dampened cloth
Linearity:.....	10% to 100% FS	Relative Humidity:.....	5% to 95%, Non-Condensing
Thermal Drift:.....	500 PPM/°C	Supply Voltage:.....	24 VDC ±10%
Operating Temperature:.....	0°C to +60°C	Supply Current:	
Installation Category:.....	CAT II	CR4410/11.....	Typical 20mA Max 40mA
Vibration Tested To:.....	IEC 60068-2-6,1995	CR4420.....	Typical 25mA Max 45mA
Pollution Degree:.....	2	CR4450.....	Typical 20mA Max 75mA
Response Time:.....	250 ms max., 0-90% FS	CR4460.....	Typical 40mA Max 90mA
MTBF:.....	Greater than 100 K hours	CR4470.....	Typical 25mA Max 110mA
Altitude:.....	2000 meter max.	CR4480.....	Typical 55mA Max 120mA
Calibration:.....	Average Sensing, RMS Calibrated	CR4410S.....	Typical ---mA Max ----mA
Insulation Voltage:.....	2500 VDC	CR4420S.....	Typical ---mA Max ----mA
Power Source:.....	24 VDC	Torque Specs:.....	3.0 inch lbs. (0.4Nm)
Frequency Range:.....	50Hz - 400Hz	Weight:.....	0.5 lbs.
Output Load:.....	4-20 mADC - 0 to 500 Ω		
	0-5 VDC - 2K Ω or Greater		



## OUTLINE DRAWING

NOTE: The building installation must have a switch or circuit-breaker that is in close proximity and within easy reach of the operator. The switch or circuit breaker shall be marked as the disconnecting device for the equipment.



\*Request CR Magnetics Low & Medium Voltage Current Transformers Catalog.

## CONNECTION DIAGRAM

## Looking for pricing, stock, or lifecycle information?

Click below to explore more details on WIN SOURCE:

 [View CR4411S-5 on WIN SOURCE](#)

 [CR Magnetics Inc. Information](#)

## Optimize Your Supply Chain with WIN SOURCE Solutions

-  Global Sourcing Solution
-  Obsolete Management
-  Cost Control Management
-  Shortage Management
-  Alternative Solution
-  Excess Inventory Management