





**THE DATASHEET OF
1831280000**



**Z-series
ZTR 2.5**

Weidmüller Interface GmbH & Co. KG
Klingenbergstraße 16
D-32758 Detmold
Germany
Fon: +49 5231 14-0
Fax: +49 5231 14-292083
www.weidmueller.com

Product image**Spring connection with tension clamp Technology**

Tension clamp technology is a universal contact system for all common conductor connection types. Its fantastic level of flexibility makes the tension clamp a profitable alternative connection.

General ordering data

Type	ZTR 2.5
Order No.	1831280000
Version	Test-disconnect terminal, Tension clamp connection, 2.5 mm ² , 500 V, 20 A, Pivoting, Dark Beige
GTIN (EAN)	4032248422036
Qty.	100 pc(s).

**Z-series
ZTR 2.5**

Weidmüller Interface GmbH & Co. KG
 Klingenbergstraße 16
 D-32758 Detmold
 Germany
 Fon: +49 5231 14-0
 Fax: +49 5231 14-292083
 www.weidmueller.com

Technical data**Dimensions and weights**

Width	5.1 mm	Width (inches)	0.201 inch
Height	59.5 mm	Height (inches)	2.343 inch
Depth	38.5 mm	Depth (inches)	1.516 inch
Depth including DIN rail	41 mm	Net weight	8.67 g

Temperatures

Continuous operating temp., min.	-50 °C	Continuous operating temp., max.	120 °C
----------------------------------	--------	----------------------------------	--------

Material data

Material	Wemid	Colour	Dark Beige
UL 94 flammability rating	V-0		

System specifications

Version	Tension-clamp connection, Disconnection element, for plug-in cross-connector, One end without connector	End cover plate required	Yes
Number of potentials	1	Number of levels	1
No. of clamping points per level	2	Number of potentials per tier	1
Levels cross-connected internally	No	PE connection	No
Mounting rail	TS 35	N-function	No
PE function	No	PEN function	No

Additional technical data

Explosion-tested version	No	Installation advice	Direct mounting
Number of similar terminals	2	Open sides	right
Type of mounting	Snap-on		

CSA rating data

Certificate No. (CSA)	200039-1152892	Current size C (CSA)	20 A
Voltage size C (CSA)	600 V	Wire cross section max. (CSA)	12 AWG
Wire cross section min. (CSA)	30 AWG		

Conductors for clamping (additional connection)

Conductor cross-section, flexible plus plastic collar DIN 46228/1, further connection, max.	2.5 mm ²
---	---------------------

**Z-series
ZTR 2.5**

Weidmüller Interface GmbH & Co. KG
 Klingenbergstraße 16
 D-32758 Detmold
 Germany
 Fon: +49 5231 14-0
 Fax: +49 5231 14-292083
 www.weidmueller.com

Technical data**Conductors for clamping (rated connection)**

Blade size	0.6 x 3.5 mm	Clamping range, max.	4 mm ²
Clamping range, min.	0.05 mm ²	Connection direction	top
Gauge to IEC 60947-1	A3	Number of connections	2
Stripping length	10 mm	Type of connection	Tension clamp connection
Wire connection cross section AWG, max.	AWG 12	Wire connection cross section AWG, min.	AWG 30
Wire connection cross section, finely stranded, max.	4 mm ²	Wire connection cross-section, finely stranded with wire-end ferrules DIN 46228/1, max.	2.5 mm ²
Wire connection cross-section, finely stranded with wire-end ferrules DIN 46228/1, min.	0.5 mm ²	Wire connection cross-section, finely stranded with wire-end ferrules DIN 46228/4, max.	2.5 mm ²
Wire connection cross-section, finely stranded with wire-end ferrules DIN 46228/4, min.	0.5 mm ²	Wire connection cross-section, finely stranded, min.	0.5 mm ²
Wire connection cross-section, solid core, max.	4 mm ²	Wire connection cross-section, solid core, min.	0.5 mm ²

Disconnect terminals

Cross-disconnect	without	Integral test socket	Yes
Slitting	Pivoting		

Rating data

Rated cross-section	2.5 mm ²	Rated voltage	500 V
Rated current	20 A	Current at maximum wires	20 A
Standards	IEC 60947-7-1	Volume resistance according to IEC 60947-7-x	1.33 mΩ
Rated impulse withstand voltage	6 kV	Pollution severity	3

UL rating data

Certificate No. (UR)	E60693	Conductor size Factory wiring max. (UR)	12 AWG
Conductor size Factory wiring min. (UR)	30 AWG	Conductor size Field wiring max. (UR)	12 AWG
Conductor size Field wiring min. (UR)	30 AWG	Current size C (UR)	20 A
Voltage size C (UR)	600 V		

Classifications

ETIM 3.0	EC000902	ETIM 4.0	EC000902
ETIM 5.0	EC000902	ETIM 6.0	EC000902
UNSPSC	30-21-18-11	eClass 5.1	27-14-11-26
eClass 6.2	27-14-11-26	eClass 7.1	27-14-11-26
eClass 8.1	27-14-11-26	eClass 9.0	27-14-11-26
eClass 9.1	27-14-11-26		

Product information

Descriptive text technical data	2.5 mm ² flexible wires with wire-end ferrules are crimped with the Weidmüller PZ 6/5 crimping tool.
Instructions for accessories	If the disconnect lever is replaced by the SIHA 3, a fused terminal is created.

Data sheet**Z-series
ZTR 2.5**

Weidmüller Interface GmbH & Co. KG
Klingenbergstraße 16
D-32758 Detmold
Germany
Fon: +49 5231 14-0
Fax: +49 5231 14-292083
www.weidmueller.com

Technical data**Approvals**

Approvals



ROHS

Conform

DownloadsApproval/Certificate/Document of
Conformity[DE_PT1102_20160414_291_ISSUE01.pdf](#)

Brochure/Catalogue

[CAT 1 TERM 16/17 EN](#)

Engineering Data

[EPLAN, WSCAD, Zuken E3.S](#)

Engineering Data

[36283_ZTR_2.5_DXF.dxf](#)
[STEP](#)**Safety note**

Safety notice


[Safety Information](#)

Data sheet

Z-series
ZTR 2.5



Weidmüller Interface GmbH & Co. KG
Klingenbergstraße 16
D-32758 Detmold
Germany
Fon: +49 5231 14-0
Fax: +49 5231 14-292083
www.weidmueller.com

Drawings



Looking for pricing, stock, or lifecycle information?

Click below to explore more details on WIN SOURCE:

-  [View 1831280000 on WIN SOURCE](#)
-  [Weidmuller Information](#)

Optimize Your Supply Chain with WIN SOURCE Solutions

-  Global Sourcing Solution
-  Obsolete Management
-  Cost Control Management
-  Shortage Management
-  Alternative Solution
-  Excess Inventory Management