



**THE DATASHEET OF
0520CDMCDS-2R2MC**



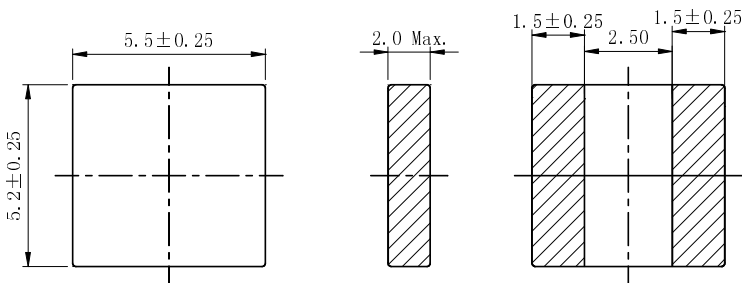
SMD Power Inductor 0520CDMC/DS



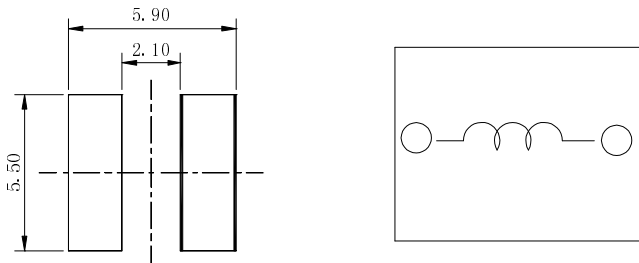
RoHS

Halogen
Free

Dimension - [mm]



Land pattern and Schematics - [mm]



Description

- Magnetically shielded.
- L × W × H: 5.75 × 5.45 × 2.0 mm Max.
- Product weight: 0.26g(Ref.)
- Moisture Sensitivity Level: 1
- RoHS compliance.
- Halogen Free available.

Environmental Data

- Operating temperature range: -40°C~+105°C (including coil's self temperature rise)
- Storage temperature range: -40°C~+105°C
- Solder reflow temperature: 260 °C peak.

Packaging

- Carrier tape and reel packaging.
- 13.0" diameter reel
- 3000pcs per reel

Applications

- Ideally used in notebook, ultrabook, tablet PC, LCD display, SSD and other low profile high current application.

SMD Power Inductor 0520CDMC/DS



Electrical Characteristics

Part Number	Stamp	Inductance (μ H) [Within] ※1	D.C.R (m Ω) [within] (at 25°C)	Saturation Current (A) [Typ.] ※2	Temperature rise current (A) [Typ.] ※3
0520CDMCDS-R33MC	R33	0.33 \pm 20%	8 \pm 20%	14.0	7.9
0520CDMCDS-R47MC	R47	0.47 \pm 20%	10 \pm 20%	11.0	7.6
0520CDMCDS-R68MC	R68	0.68 \pm 20%	13 \pm 20%	10.0	6.6
0520CDMCDS-1R0MC	1R0	1.0 \pm 20%	17 \pm 20%	8.0	5.9
0520CDMCDS-1R5MC	1R5	1.5 \pm 20%	24 \pm 20%	6.8	4.8
0520CDMCDS-2R2MC	2R2	2.2 \pm 20%	30 \pm 20%	6.0	4.1
0520CDMCDS-3R3MC	3R3	3.3 \pm 20%	50 \pm 20%	4.9	3.6
0520CDMCDS-4R7MC	4R7	4.7 \pm 20%	65 \pm 20%	4.4	2.8
0520CDMCDS-5R6MC	5R6	5.6 \pm 20%	75 \pm 20%	4.2	2.6
0520CDMCDS-6R8MC	6R8	6.8 \pm 20%	85 \pm 20%	4.0	2.4
0520CDMCDS-100MC	100	10.0 \pm 20%	135 \pm 20%	3.0	1.9
0520CDMCDS-150MC	150	15.0 \pm 20%	185 \pm 20%	2.5	1.7

※1. Inductance measuring condition: at 100kHz.

※2 Saturation current: The value of DC current when the inductance is over 80% of the initial value. (at 25°C)

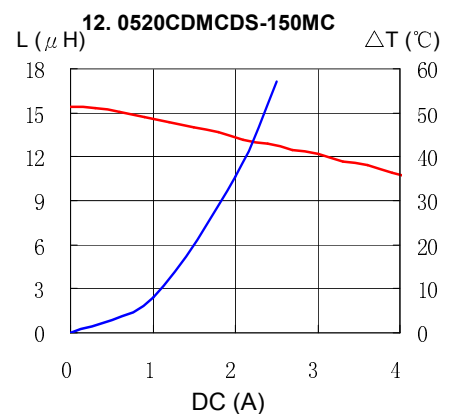
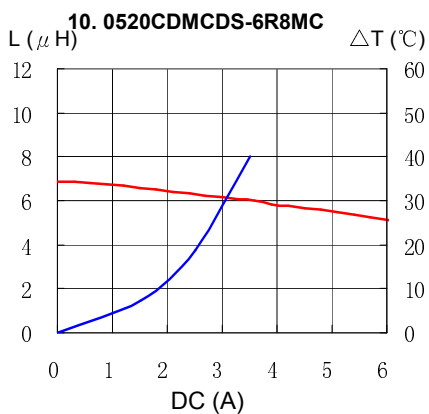
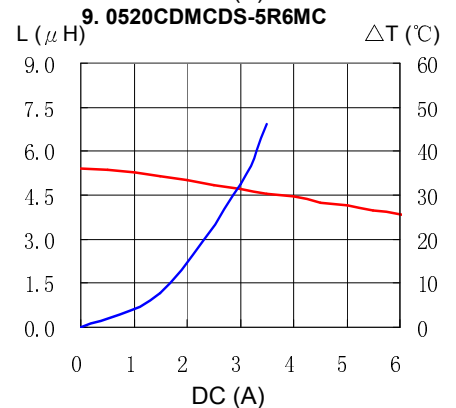
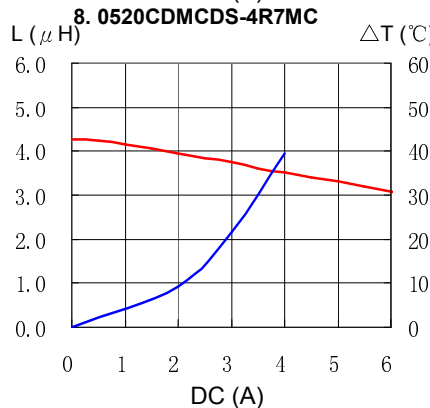
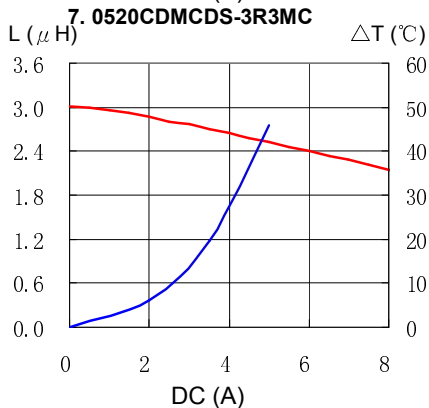
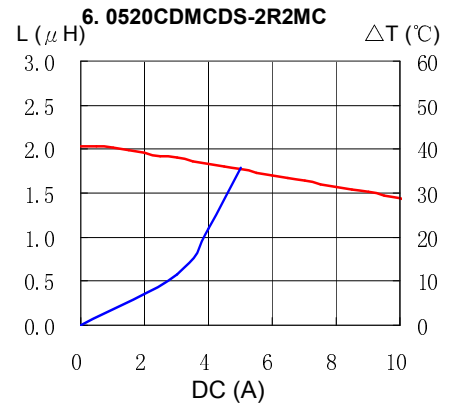
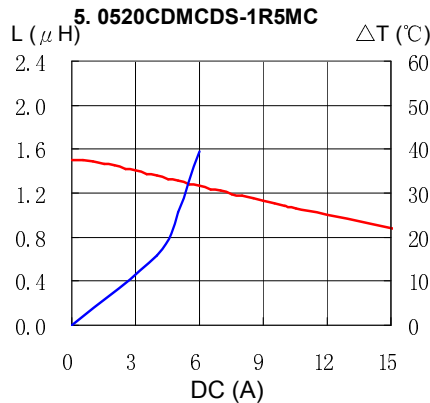
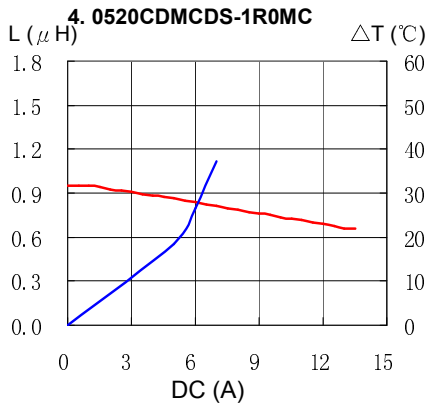
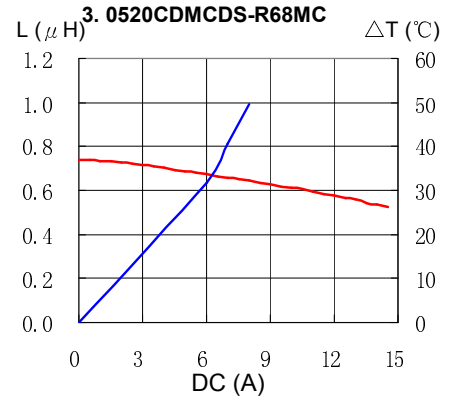
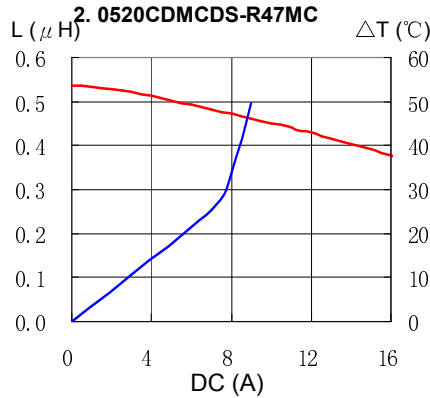
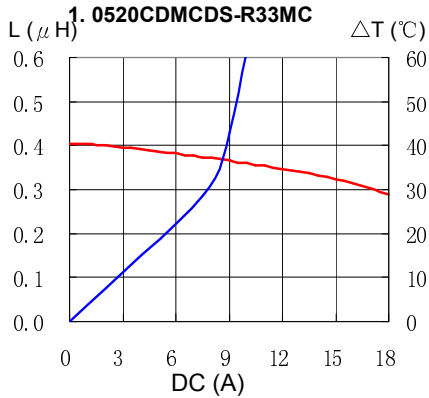
※3 Temperature rise current: The actual value of DC current when the top surface temperature of test sample rise is $\Delta T=40^{\circ}\text{C}$ ($T_a=25^{\circ}\text{C}$).

SMD Power Inductor 0520CDMC/DS



Saturation Current & Temperature Rise Graph

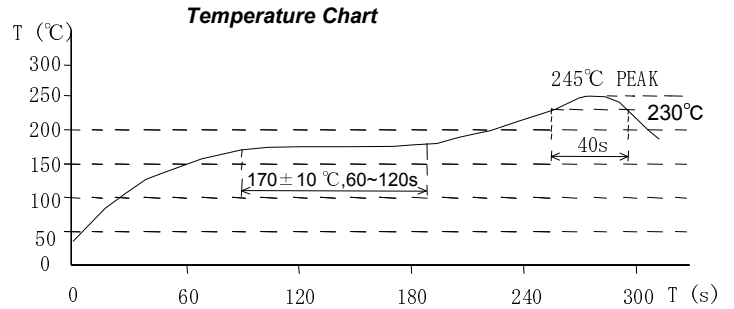
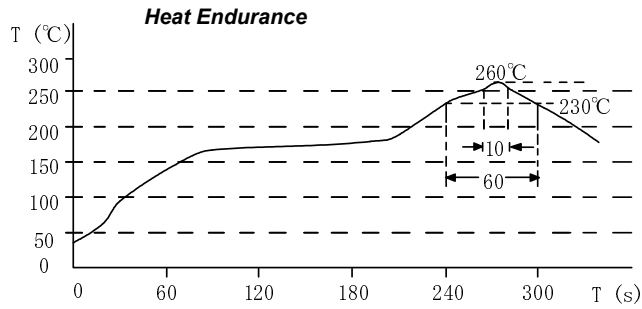
— L (20°C) — ΔT



SMD Power Inductor 0520CDMC/DS



Solder Reflow Condition



Please refer to the sales offices on our website - <http://www.sumida.com>

Hong Kong

Tel.+852-2880-6781
FAX.+852-2565-9600
sales@hk.sumida.com

Saitama(Japan)

Tel.+81-48-691-7300
FAX.+81-48-691-7340
sales@jp.sumida.com

Chicago

Tel.+1-847-545-6700
FAX. +1-847-545-6720
sales@us.sumida.com

Shanghai

Tel.+86-21-5836-3299
FAX.+86-21-5836-3266
shanghai.sales@cn.sumida.com

Seoul

Tel.+82-2-6237-0777
FAX.+82-2-6237-0778
sales@kr.sumida.com

Oberzell

Tel.+49-8591-937-0
FAX. +49-8591-937-103
contact@eu.sumida.com

Shenzhen

Tel.+86-755-8291-0228
FAX.+86-755-8291-0338
shenzhen.sales@cn.sumida.com

Singapore

Tel.+65-6296-3388
FAX.+65-6841-4426
sales@sg.sumida.com

Neumarkt

Tel.+49-9181-4509-110
FAX. +49-9181-4509-310
infocomp@eu.sumida.com

Taipei

Tel.+886-2-8751-2737
FAX.+886-2-8751-2738
sales@tw.sumida.com

San Jose

Tel.+1-408-321-9660
FAX.+1-408-321-9308
sales@us.sumida.com

Looking for pricing, stock, or lifecycle information?

Click below to explore more details on WIN SOURCE:

-  [View 0520CDMCDS-2R2MC on WIN SOURCE](#)
-  [Sumida America Components Inc. Information](#)

Optimize Your Supply Chain with WIN SOURCE Solutions

-  Global Sourcing Solution
-  Obsolete Management
-  Cost Control Management
-  Shortage Management
-  Alternative Solution
-  Excess Inventory Management