



**THE DATASHEET OF  
2466870000**



## PROtop PRO TOP1 120W 24V 5A

**Weidmüller Interface GmbH & Co. KG**  
 Klingenbergstraße 16  
 D-32758 Detmold  
 Germany  
 Fon: +49 5231 14-0  
 Fax: +49 5231 14-292083  
 www.weidmueller.com



High-end power supplies must perform efficiently and reliably, even in challenging industrial environments. This requires high power reserves, a long service life and optimal protection against overvoltage, vibration and extreme temperature conditions.

New DCL technology gives PROtop an outstanding dynamic range. This can be used for the reliable triggering of circuit breakers or for powerful motor starts.

### General ordering data

Type	PRO TOP1 120W 24V 5A
Order No.	<a href="#">2466870000</a>
Version	Power supply, switch-mode power supply unit, 24 V
GTIN (EAN)	4050118481457
Qty.	1 pc(s).

**PROtop**  
**PRO TOP1 120W 24V 5A**

**Weidmüller Interface GmbH & Co. KG**  
 Klingenbergstraße 16  
 D-32758 Detmold  
 Germany  
 Fon: +49 5231 14-0  
 Fax: +49 5231 14-292083  
 www.weidmueller.com

**Technical data**
**Dimensions and weights**

Width	35 mm	Width (inches)	1.378 inch
Height	130 mm	Height (inches)	5.118 inch
Depth	125 mm	Depth (inches)	4.921 inch
Net weight	850 g		

**Temperatures**

Humidity at operating temperature	5...95 %, no condensation	Operating temperature, max.	70 °C
Operating temperature, min.	-25 °C	Storage temperature, max.	85 °C
Storage temperature, min.	-40 °C	Operating temperature	-25 °C...70 °C
Storage temperature	-40 °C...85 °C		

**Environmental Product Compliance**

REACH SVHC	Lead 7439-92-1
------------	----------------

**Input**

AC input voltage range	85...277 V AC	Connection system	PUSH IN with actuator
DC input voltage range	48...410 V DC (Derating 40% @ 48 V DC)	Dielectric strength	max. 300 V AC ≤ 15 s
Frequency range AC	45...65 Hz	Input fuse (internal)	Yes
Inrush current	max. 5 A	Rated input voltage	100 - 240 V AC / 120 - 340 V DC
Surge protection	Varistor		

**output**

DCL - peak load reserve	150 % (5 s); 600 % (15 ms)	Connection system	PUSH IN with actuator
Mains failure bridge-over time	> 20 ms @ 115V AC/ 230 VAC	Output power	120 W
Output voltage	24 V	Output voltage	22.5...29 V
Parallel connection option	Passive Current Sharing	Protection against inverse voltage	Yes
Ramp-up time	≤ 100 ms	Rated (nominal) output current @ U <sub>Nom</sub>	5 A @ 60 °C
Rated output voltage	24 V DC ± 1 %	Reserve capacity @ U <sub>Rated</sub>	130% permanent at ≤ 40°C
Residual ripple, breaking spikes	< 50 mVss @ U <sub>Nennr</sub> , Full Load	Triggerable circuit breakers	C2

**PROtop**  
**PRO TOP1 120W 24V 5A**

**Weidmüller Interface GmbH & Co. KG**  
 Klingenbergstraße 16  
 D-32758 Detmold  
 Germany  
 Fon: +49 5231 14-0  
 Fax: +49 5231 14-292083  
 www.weidmueller.com

**Technical data**
**General data**

AC failure bridging time @ I <sub>Nom</sub>	> 20 ms @ 230 V AC / > 20 ms @ 115 V AC	Degree of efficiency	91%
Derating	> 60°C (2.5% / 1°C)	Earth leakage current, max.	3.5 mA
Housing version	Metal, corrosion resistant	MTBF	> 1.000.000 h according IEC 1709 (SN29500)
Mounting position, installation notice	Horizontal on DIN rail TS 35, top and bottom 50 mm clearance for free air flow, 10 mm clearance to neighbouring active subassemblies with full load, 5 mm with passive neighbouring subassemblies, direct row mounting with 90% rated load	Operating temperature	-25 °C...70 °C
Power factor (approx.)	> 0.85	Power loss, idling	5 W
Power loss, nominal load	11.8 W	Protection degree	IP20
Series switching capability	Yes	Short-circuit protection	Yes, internal
Surge voltage category	III		

**EMC / shock / vibration**

Noise emission in accordance with EN55032	Class B	Vibration resistance IEC 60068-2-6	2.3 g (on DIN rail), 4 g (with direct mounting)
Interference immunity test acc. to	EN 55032:2015, EN 55024:2010/A1:2015, EN 55035:2017, EN 61000-3-2:2014, EN 61000-6-1:2007, EN 61000-6-2:2005, EN 61000-6-3:2007/ A1:2011, EN 61000-6-4:2007/ A1:2011	Shock resistance IEC 60068-2-27	30 g in all directions

**Insulation coordination**

Class of protection	I, with PE connection	Humidity at operating temperature	5...95 %, no condensation
Insulation voltage input / earth	4 kV	Insulation voltage output / earth	0.5 kV
Insulation voltage, input/output	4 kV	Pollution severity	2
Surge voltage category	III		

**Electrical safety (applied standards)**

Electrical machine equipment	Acc. to EN60204	For use with electronic equipment	Acc. to EN50178 / VDE0160
Protection against dangerous shock currents	Acc. to VDE0106-101	Protective separation / protection against electrical shock	VDE0100-410 / acc. to DIN57100-410
Safety extra-low voltage	SELV acc. to EN60950, PELV acc. to EN60204	Safety transformers for switch-mode power supplies	nach EN61558-2-16

**PROtop  
PRO TOP1 120W 24V 5A**

**Weidmüller Interface GmbH & Co. KG**  
 Klingenbergstraße 16  
 D-32758 Detmold  
 Germany  
 Fon: +49 5231 14-0  
 Fax: +49 5231 14-292083  
 www.weidmueller.com

**Technical data****Connection data (input)**

Conductor cross-section, AWG/kcmil , max.	12	Conductor cross-section, AWG/kcmil , min.	20
Conductor cross-section, flexible , min.	0.5 mm <sup>2</sup>	Conductor cross-section, rigid , max.	1.5 mm <sup>2</sup>
Conductor cross-section, rigid , min.	0.5 mm <sup>2</sup>	Connection system	PUSH IN with actuator
Number of terminals	3 for L/N/PE	Screwdriver blade	0.6 x 3.5
Wire connection cross section, flexible (input), max.	2.5 mm <sup>2</sup>		

**Connection data (output)**

Conductor cross-section, AWG/kcmil , max.	12	Conductor cross-section, AWG/kcmil , min.	26
Conductor cross-section, flexible , max.	2.5 mm <sup>2</sup>	Conductor cross-section, flexible , min.	0.2 mm <sup>2</sup>
Conductor cross-section, rigid , max.	2.5 mm <sup>2</sup>	Conductor cross-section, rigid , min.	0.2 mm <sup>2</sup>
Connection system	PUSH IN with actuator	Number of terminals	5 (+ + / - - -)
Screwdriver blade	0.6 x 3.5		

**Connection data (signal)**

Wire connection cross-section, flexible (signal), max.	1.5 mm <sup>2</sup>	Wire connection cross-section, flexible (signal), min.	0.14 mm <sup>2</sup>
Wire connection method	PUSH IN	Wire cross-section, AWG/kcmil , max.	16
Wire cross-section, AWG/kcmil , min.	26	Wire cross-section, solid , max.	1.5 mm <sup>2</sup>
Wire cross-section, solid , min.	0.14 mm <sup>2</sup>		

**Signalling**

LED green/red	Green: Operation (failure-free), Flashing green: advance warning I>90%, Green/red flashing: output switched off (switch-off mode), Flashing red: overload/error
---------------	---

**Classifications**

ETIM 6.0	EC002540	eClass 6.2	27-04-90-04
eClass 9.1	27-04-07-01		

**Product information**

Descriptive text ordering data	Current technical data at <a href="http://catalog.weidmueller.com">catalog.weidmueller.com</a>
--------------------------------	--

**Approvals**

ROHS	Conform
------	---------

**Downloads**

Approval/Certificate/Document of Conformity	<a href="#">Declaration of Conformity</a>
Engineering Data	<a href="#">EPLAN</a>
Engineering Data	<a href="#">STEP</a>
User Documentation	<a href="#">IS PRO TOP1 120W 24V 5A Operating instructions</a>

Creation date December 27, 2018 6:31:25 PM CET

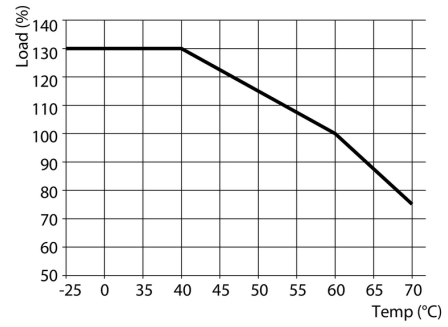
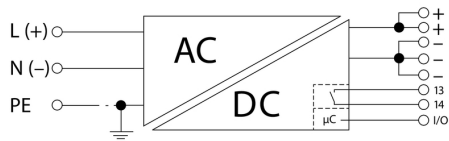
Catalogue status 07.12.2018 / We reserve the right to make technical changes.

**Data sheet**

**PROtop  
PRO TOP1 120W 24V 5A**



**Weidmüller Interface GmbH & Co. KG**  
Klingenbergstraße 16  
D-32758 Detmold  
Germany  
Fon: +49 5231 14-0  
Fax: +49 5231 14-292083  
www.weidmueller.com

**Drawings**



## Looking for pricing, stock, or lifecycle information?

Click below to explore more details on WIN SOURCE:

-  [View 2466870000 on WIN SOURCE](#)
-  [Weidmuller Information](#)

## Optimize Your Supply Chain with WIN SOURCE Solutions

-  Global Sourcing Solution
-  Obsolete Management
-  Cost Control Management
-  Shortage Management
-  Alternative Solution
-  Excess Inventory Management