



**THE DATASHEET OF  
DSA20C45PB**



# Schottky Diode Gen<sup>2</sup>

preliminary

$$V_{RRM} = 45V$$


$$I_{FAV} = 2 \times 10A$$

$$V_F = 0.61V$$

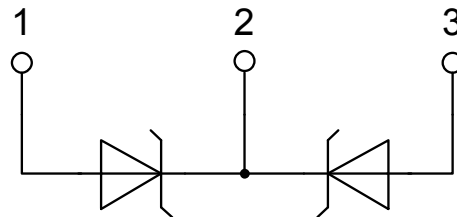
High Performance Schottky Diode  
 Low Loss and Soft Recovery  
 Common Cathode

Part number

**DSA20C45PB**



Backside: cathode



**Features / Advantages:**

- Very low  $V_f$
- Extremely low switching losses
- Low  $I_{rm}$  values
- Improved thermal behaviour
- High reliability circuit operation
- Low voltage peaks for reduced protection circuits
- Low noise switching

**Applications:**

- Rectifiers in switch mode power supplies (SMPS)
- Free wheeling diode in low voltage converters

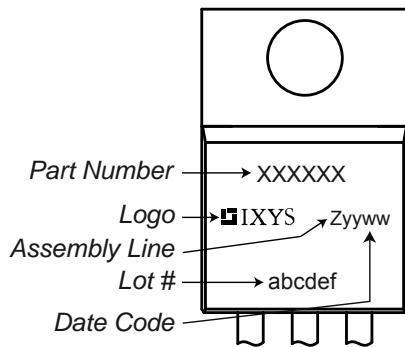
**Package:** TO-220

- Industry standard outline
- RoHS compliant
- Epoxy meets UL 94V-0

Schottky				Ratings			
Symbol	Definition	Conditions	min.	typ.	max.	Unit	
$V_{RSM}$	max. non-repetitive reverse blocking voltage				45	V	
$V_{RRM}$	max. repetitive reverse blocking voltage				45	V	
$I_R$	reverse current, drain current	$V_R = 45\text{ V}$			200	$\mu\text{A}$	
		$V_R = 45\text{ V}$			2	mA	
$V_F$	forward voltage drop	$I_F = 10\text{ A}$			0.72	V	
		$I_F = 20\text{ A}$			0.87	V	
		$I_F = 10\text{ A}$	$T_{VJ} = 125^\circ\text{C}$			0.61	V
		$I_F = 20\text{ A}$	$T_{VJ} = 125^\circ\text{C}$			0.75	V
$I_{FAV}$	average forward current	$T_C = 160^\circ\text{C}$ rectangular $d = 0.5$			10	A	
$V_{FO}$	threshold voltage	} for power loss calculation only			0.43	V	
$r_F$	slope resistance				12.7	m $\Omega$	
$R_{thJC}$	thermal resistance junction to case				2.4	K/W	
$R_{thCH}$	thermal resistance case to heatsink			0.50		K/W	
$P_{tot}$	total power dissipation				65	W	
$I_{FSM}$	max. forward surge current	$t = 10\text{ ms}; (50\text{ Hz}), \text{ sine}; V_R = 0\text{ V}$			260	A	
$C_J$	junction capacitance	$V_R = 5\text{ V}$ $f = 1\text{ MHz}$			326	pF	

preliminary

Package TO-220			Ratings			
Symbol	Definition	Conditions	min.	typ.	max.	Unit
$I_{RMS}$	RMS current	per terminal <sup>1)</sup>			35	A
$T_{VJ}$	virtual junction temperature		-55		175	°C
$T_{op}$	operation temperature		-55		150	°C
$T_{stg}$	storage temperature		-55		150	°C
<b>Weight</b>				2		g
$M_D$	mounting torque		0.4		0.6	Nm
$F_C$	mounting force with clip		20		60	N

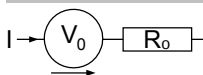
**Product Marking**

**Part number**

- D = Diode
- S = Schottky Diode
- A = low VF
- 20 = Current Rating [A]
- C = Common Cathode
- 45 = Reverse Voltage [V]
- PB = TO-220AB (3)

Ordering	Part Number	Marking on Product	Delivery Mode	Quantity	Code No.
Standard	DSA20C45PB	DSA20C45PB	Tube	50	503675

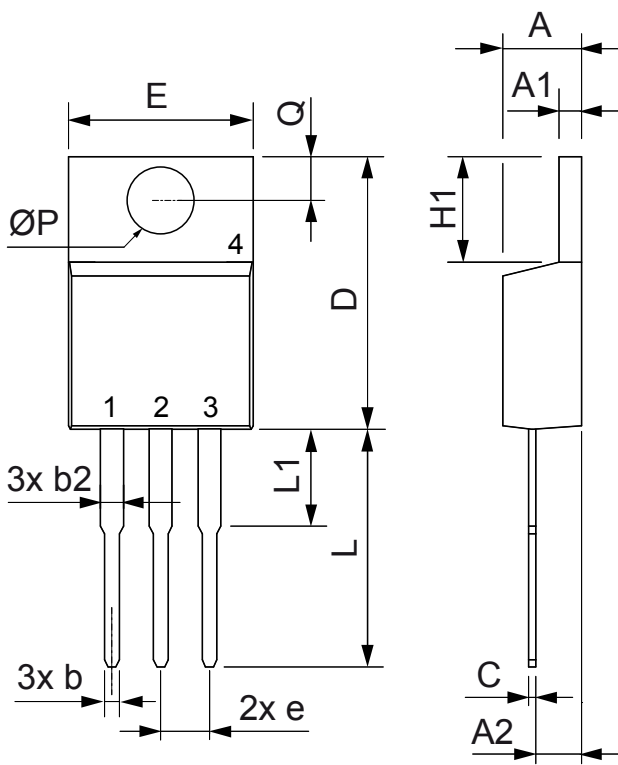
**Equivalent Circuits for Simulation**

\* on die level

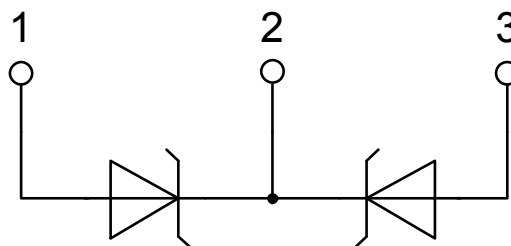
 $T_{VJ} = 175\text{ °C}$ 

**Schottky**

$V_{0\max}$	threshold voltage	0.43	V
$R_{0\max}$	slope resistance *	9.6	mΩ

Outlines TO-220



Dim.	Millimeter		Inches	
	Min.	Max.	Min.	Max.
A	4.32	4.82	0.170	0.190
A1	1.14	1.39	0.045	0.055
A2	2.29	2.79	0.090	0.110
b	0.64	1.01	0.025	0.040
b2	1.15	1.65	0.045	0.065
C	0.35	0.56	0.014	0.022
D	14.73	16.00	0.580	0.630
E	9.91	10.66	0.390	0.420
e	2.54	BSC	0.100	BSC
H1	5.85	6.85	0.230	0.270
L	12.70	13.97	0.500	0.550
L1	2.79	5.84	0.110	0.230
$\varnothing P$	3.54	4.08	0.139	0.161
Q	2.54	3.18	0.100	0.125



## Looking for pricing, stock, or lifecycle information?

Click below to explore more details on WIN SOURCE:

- ⊖ [View DSA20C45PB on WIN SOURCE](#)
- ⊖ [IXYS Information](#)

## Optimize Your Supply Chain with WIN SOURCE Solutions

- ✓ Global Sourcing Solution
- ✓ Obsolete Management
- ✓ Cost Control Management
- ✓ Shortage Management
- ✓ Alternative Solution
- ✓ Excess Inventory Management