



**THE DATASHEET OF
1315680000**

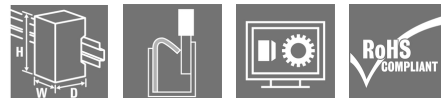


UR20-4AO-UI-16

Weidmüller Interface GmbH & Co. KG
 Klingenbergstraße 26
 D-32758 Detmold
 Germany

www.weidmueller.com

Product image



2- or 4-wire connection; 16-bit resolution; 4 outputs

The analogue output module controls up to 4 analogue actuators with +/-10 V, +/-5 V, 0...10 V, 0...5 V, 2...10 V, 1...5 V, 0...20 mA or 4...20 mA with an accuracy of 0.05% of the measurement-range end value. An actuator with 2-, 3- or 4-wire technology can be connected to each plug-in connector. The measurement range is defined channel-by-channel using parameterisation. In addition, each channel has its own status LED.

The outputs are supplied from the output current path (U_{OUT}).

General ordering data

Version	Remote I/O module, IP20, Analog signals, Output, 4-channel, Current/Voltage
Order No.	1315680000
Type	UR20-4AO-UI-16
GTIN (EAN)	4050118118803
Qty.	1 pc(s).
Replacement parts	1350930000 1347270000 1484070000

UR20-4AO-UI-16

Weidmüller Interface GmbH & Co. KG

Klingenbergstraße 26

D-32758 Detmold

Germany

www.weidmueller.com

Technical data

Dimensions and weights

Depth	76 mm	Depth (inches)	2.992 inch
Height	120 mm	Height (inches)	4.724 inch
Width	11.5 mm	Width (inches)	0.453 inch
Mounting dimension - height	128 mm	Net weight	87 g

Temperatures

Storage temperature	-40 °C ... +85 °C	Operating temperature	-20 °C ... +60 °C
---------------------	-------------------	-----------------------	-------------------

Environmental Product Compliance

REACH SVHC	Lead 7439-92-1	SCIP	82327f13-cd27-455a-ab5b-a62e1996dcf8
------------	----------------	------	--------------------------------------

analogue outputs

Accuracy	±0,1 % FSR max., 0,05 % FSR typ.		
Actuator connection	2-wire (automatic detection), 4-wire		
Actuator supply	min.	0 mA	
	max.	185 mA	
	nominal	185 mA	
Cross-talk between the channels	0.001 % FSR		
Individual channel diagnosis	No		
Load impedance current	< 600 Ω		
Max. error between T min. and T max.	220 ppm FSR		
Module diagnosis	Yes		
Monotonicity	Yes		
Number of analogue outputs	4		
Output current as per application	max.	185 mA	
	nominal	185 mA	
	min.	0 mA	
Output variable	Voltage (0...5 V, 0...10 V, 1...5 V, 2...10 V, ±10 V, ±5 V), Current (0...20 mA or 4...20 mA)		
Repeat accuracy	< 1 mV eff.		
Resolution	16 Bit		
Response time	1 ms / 4 channels		
Short-circuit-proof	Yes		
Simultaneity factor	nominal	100 %	
	max.	100 %	
	min.	0 %	
Substitute values	Yes		
Temperature coefficient	20 ppm voltage / 31 ppm current measurement / °K		
Type	1. U (0...5 V, 0...10 V, 1...5 V, 2...10 V, ±10 V), 2. I (0-20 mA or 4-20 mA)		
load impedance voltage	> 1 kΩ (at >50 °C ambient temperature, max. total sensor current = 25 mA)		

Connection data

Type of connection	PUSH IN	Wire connection cross section, finely stranded, max.	1.5 mm ²
Wire connection cross section, finely stranded, min.	0.14 mm ²	Wire cross-section, finely stranded, max. (AWG)	AWG 16
Wire cross-section, finely stranded, min. (AWG)	AWG 26	Wire cross-section, solid, max.	1.5 mm ²
Wire cross-section, solid, max. (AWG)	AWG 16	Wire cross-section, solid, min.	0.14 mm ²
Wire cross-section, solid, min. (AWG)	AWG 26		

Creation date September 16, 2022 3:19:28 AM CEST

Catalogue status 09.09.2022 / We reserve the right to make technical changes.

2

UR20-4AO-UI-16

Weidmüller Interface GmbH & Co. KG

Klingenbergstraße 26

D-32758 Detmold

Germany

www.weidmueller.com

Technical data

General data

Air humidity (operation)	10% to 95%, non-condensing as per DIN EN 61131-2		
Air humidity (storage)	10% to 95%, non-condensing as per DIN EN 61131-2		
Air humidity (transport)	10% to 95%, non-condensing as per DIN EN 61131-2		
Air pressure (operation)	≥ 795 hPa (height ≤ 2000 m) as per DIN EN 61131-2		
Air pressure (storage)	1013 hPa (height 0 m) to 700 hPa (height 3000 m) as per DIN EN 61131-2		
Air pressure (transport)	1013 hPa (height 0 m) to 700 hPa (height 3000 m) as per DIN EN 61131-2		
Pollution severity	2		
Rail	TS 35		
Restricted area	Type of restricted area	thermal	
		Negative expansion	Y coordinate -40 mm
		Z coordinate 0 mm	
		X coordinate -28 mm	
	Positive expansion	Z coordinate 85 mm	
		X coordinate 43 mm	
Y coordinate 160 mm			
Shock	15 g over 11 ms, half sinus wave, acc. to IEC 60068-2-27		
Surge voltage category	II		
Test voltage	500 V		
UL 94 flammability rating	V-0		
Vibration resistance	5 Hz ≤ f ≤ 8.4 Hz: 3.5-mm amplitude as per IEC 60068-2-6, 8.4 Hz ≤ f ≤ 150 Hz: 1 g acceleration as per IEC 60068-2-6		

Power supply

Current consumption from I _{OUT} (the respective power segment)	85 mA	Current consumption from I _{sys} , typ.	8 mA
Voltage supply	24 V DC +20 %/ -15 %, via the system bus		

System data

Diagnostic data	1 Bit	Field bus protocol	CANopen, DeviceNet, EtherCAT, EtherNet/IP, Modbus/TCP, PROFINET IRT, PROFIBUS DP-V1, POWERLINK
Galvanic isolation	DC 500 V between current paths	Interface	u-remote system bus
Module type	Analogue output module	Parameter data	12 Byte
Process data	8 Byte	Transmission speed of system bus, max.	48 Mbit

Classifications

ETIM 6.0	EC001596	ETIM 7.0	EC001596
ETIM 8.0	EC001596	ECLASS 9.0	27-24-26-01
ECLASS 9.1	27-24-26-01	ECLASS 10.0	27-24-26-01
ECLASS 11.0	27-24-26-01	ECLASS 12.0	27-24-26-01

UR20-4AO-UI-16

Weidmüller Interface GmbH & Co. KG

Klingenbergstraße 26

D-32758 Detmold

Germany

www.weidmueller.com

Technical data

Tender specification sheets

Long specification	<p>Analogue output module 4AO-UI-16 4-channel analogue output module Connection system: PUSH IN Dimensions (HxWxD): 120 mm (with lever: 128 mm), 11.5 mm, 76 mm Module status: display via collective message, LED at the top of the module Channel status: indication directly at the contact point Weight: 83 g Module diagnosis: yes Individual channel diagnosis: no Operating temperature: -20°C - +60°C Process data: 8 bytes Parameter data: 12 bytes Diagnostic data: 1 bit Galvanic isolation: between field and system bus Supply voltage: 24 VDC +25% / -15% Internal current consumption: 8 mA Supply current consumption: 85 mA Accuracy: 0.05% FSR Resolution: 16 bits Response time: 1 ms for 4 channels Output parameters: voltage or current Internal resistance U: 100 kΩ Internal resistance I: 41.2 Ω Brand: Weidmüller Type: UR20-4AI-UI-16</p>
--------------------	--

Approvals

Approvals



ROHS	Conform
UL File Number Search	UL Website
Certificate no. (cULus)	E141197
Certificate no. (cULusEX)	E223527

UR20-4AO-UI-16

Weidmüller Interface GmbH & Co. KG
Klingenbergstraße 26
D-32758 Detmold
Germany

www.weidmueller.com

Technical data

Downloads

Approval/Certificate/Document of Conformity	Declaration of Conformity DEMKO15ATEX1525X UKCA Declaration of Conformity - EN
Engineering Data	CAD data – STEP Compatibility information – Combinability of UR20
Engineering Data	EPLAN, WSCAD, Zuken E3.S
Product Change Notification	Release-Notes - Firmware
Software	Firmware – Archive firmware UR20-4AO-UI Firmware – Current firmware UR20-4AO-UI
User Documentation	MAN U-REMOTE_DE MAN U-REMOTE_EN
Catalogues	Catalogues in PDF-format

Mouser Electronics

Authorized Distributor



Click to View Pricing, Inventory, Delivery & Lifecycle Information:

[Weidmuller:](#)

[1315680000](#)

Looking for pricing, stock, or lifecycle information?

Click below to explore more details on WIN SOURCE:

-  [View 1315680000 on WIN SOURCE](#)
-  [Weidmuller Information](#)

Optimize Your Supply Chain with WIN SOURCE Solutions

-  Global Sourcing Solution
-  Obsolete Management
-  Cost Control Management
-  Shortage Management
-  Alternative Solution
-  Excess Inventory Management