



**THE DATASHEET OF
6100.3300**



IEC Appliance Inlet C14, Screw-on Mounting, Front or Rear Side, Solder or Quick-connect Terminal



6100-3 with sealing kit IP54 to appliance (without locking brackets)



IEC connector C14
 Screw-on mounting
 Solder/quick connect terminals
 6100-3



6100-3 with sealing kit IP54 (including locking brackets)



See below:

[Approvals and Compliances](#)

Description

- Panel mount :
 Screw-on mounting front / rear-side
- Appliance Inlet , Pin temperature 70 °C , Protection class I
- Variants with factory mounted inlet gasket and sealing kit for IP54 into the equipment and the pluggable power supply
- Solder / Quick Connect

Unique Selling Proposition

- Variants made from plant-based plastics with 2.75 kg CO2 reduction per packaging unit
- The plant-based plastics meet the increased glow wire test requirements according to IEC 60695-2-12 and -13
- For use in unattended household appliances according to IEC 60335-1

Other versions on request

- Types for rivet mounting available upon request

References

- Alternative: protection class II version [6102-3](#)
- Alternative: version with line filter [5110](#); [5120](#)

Weblinks

[pdf data sheet](#), [html datasheet](#), [General Product Information](#), [Approvals](#), [Distributor-Stock-Check](#), [Accessories](#), [Detailed request for product](#)

Technical Data

Ratings IEC	10A / 250VAC; 50Hz
Ratings UL/CSA	15A / 250VAC; 60Hz
Dielectric Strength	> 2 kVAC between L-N > 2 kVAC between L/N-PE (1 min/50Hz)
Allowable Operation Temperature	-25 °C to 70 °C
IP-Protection	front side IP40 / IP54 with sealing kit acc. to IEC 60529
Protection against electric shock	Suitable for appliances with protection class I acc. to IEC 61140
Terminal	Solder / Quick Connect
Panel Thickness S	Screw: max 8 mm, max 3 mm with sealing kit Mounting screw torque max 0.5Nm
Material: Housing	Thermoplastic, black, UL 94V-0

Appliance inlet/-outlet	C14 acc. to IEC 60320-1, UL 60320-1, CSA C22.2 no. 60320-1 (for cold conditions) pin-temperature 70 °C, 10A, Protection Class I
-------------------------	---

Approvals and Compliances




Detailed information on product approvals, code requirements, usage instructions and detailed test conditions can be looked up in [Details about Approvals](#)

SCHURTER products are designed for use in industrial environments. They have approvals from independent testing bodies according to national and international standards. Products with specific characteristics and requirements such as required in the automotive sector according to IATF 16949, medical technology according to ISO 13485 or in the aerospace industry can be offered exclusively with customer-specific, individual agreements by SCHURTER.

Approvals




The approval mark is used by the testing authorities to certify compliance with the safety requirements placed on electronic products.

Approval Reference Type: 6100

Approval Logo	Certificates	Certification Body	Description
	VDE Approvals	VDE	Certificate Number: 40015595
	UL Approvals	UL	UR File Number: E96454
	CCC Approvals	CCC	CCC Certificate Number: 2020180204014680



Product standards

Product standards that are referenced

Organization	Design	Standard	Description
	Designed according to	IEC 60320-1	Appliance couplers for household and similar general purposes
	Designed according to	UL 60320-1	Standard for Attachment Plugs and Receptacles
	Designed according to	CSA C22.2 no. 60320-1	General Use Receptacles, Attachment Plugs, and Similar Wiring Devices








Application standards

Application standards where the product can be used

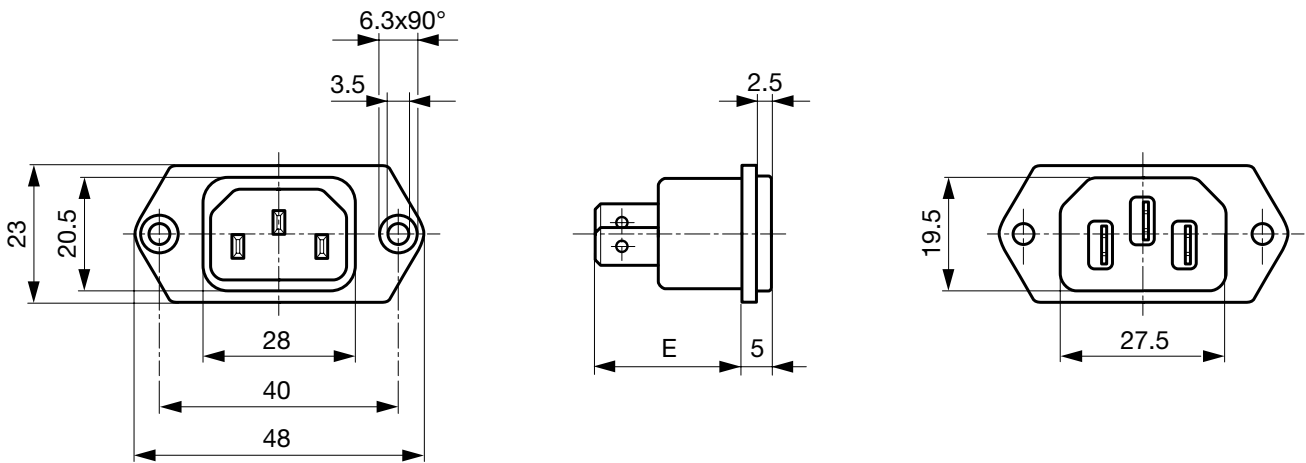
Organization	Design	Standard	Description
	Suitable for applications acc.	IEC/UL 62368-1	Audio/video, information and communication technology equipment - Part 1: Safety requirements
	Suitable for applications acc.	IEC 60335-1	Safety of electrical appliances for household and similar purposes. Meets the requirements for appliances in unattended use. This includes the enhanced requirements of glow wire tests acc. to IEC 60695-2-11 or -12 & -13.

Compliances

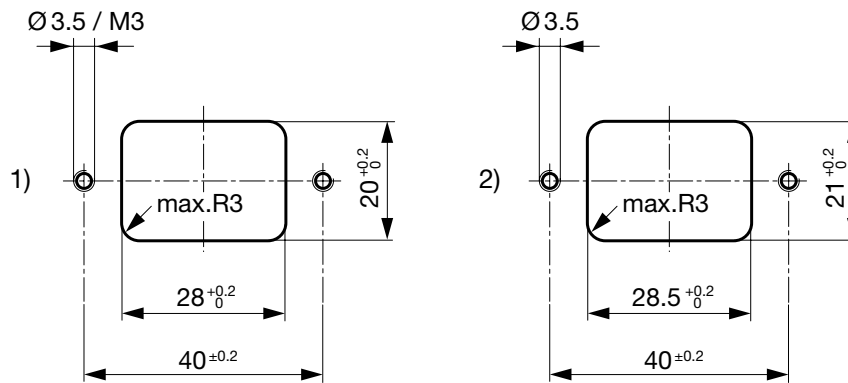
The product complies with following Guide Lines

Identification	Details	Initiator	Description
	CE declaration of conformity	SCHURTER AG	The CE marking declares that the product complies with the applicable requirements laid down in the harmonisation of Community legislation on its affixing in accordance with EU Regulation 765/2008.
	UKCA declaration of conformity	SCHURTER AG	The UKCA marking declares that the product complies with the applicable requirements laid down in the British Amendment of Regulation (EC) 765/2008.
	RoHS	SCHURTER AG	Directive RoHS 2011/65/EU, Amendment (EU) 2015/863
	China RoHS	SCHURTER AG	The law SJ / T 11363-2006 (China RoHS) has been in force since 1 March 2007. It is similar to the EU directive RoHS.
	REACH	SCHURTER AG	On 1 June 2007, Regulation (EC) No 1907/2006 on the Registration, Evaluation, Authorization and Restriction of Chemicals 1 (abbreviated as "REACH") entered into force.
	White Paper Glow wire test	SCHURTER AG	Meets the requirements of IEC 60335-1 for appliances in unattended use. This includes the enhanced requirements of glow wire tests acc. to IEC 60695-2-11 or -12 & -13.
	Green Line	SCHURTER AG	Green Line products are aligned with the UN's Strategic Development Goals (SDGs). Components of the products are made of sustainable, environmentally friendly materials. These include, for example, bio-based plastics or lead-free metal alloys. Products in this line can also support the economical, intelligent use of resources.

Dimensions [mm]



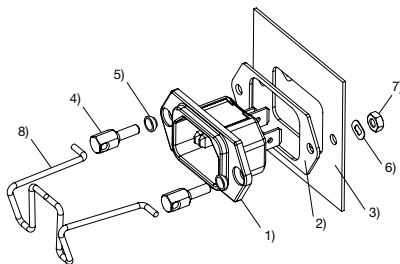
E: Solder terminals 20.5 mm
 E: Quick connect terminals 23.5 mm



1) mounting from front-side
 2) mounting from rear-side

Assembly Instructions

6100-3 incl. sealing kit for IP54




Panel thickness max. 3 mm Tightening torque max. 0.1 Nm

- 1) Device plug 6100-3 with factory-fitted insertion seal
- 2) Flat gasket
- 3) Housing
- 4) Support bolt
- 5) Sealing ring
- 6) Spring washer
- 7) Nut
- 8) Locking bracket

Mating cordsets to sealing kit

Part no	Country plug	Cable length	Cross section	Color
6000.0214	open end	2.0 m	3x1 mm ²	black
6003.0215	EURO plug	2.5 m	3x1 mm ²	black
6004.0215	EURO plug	2.5 m	3x1 mm ²	black
6007.0212	EURO plug	1.0 m	3x1 mm ²	black
6007.0214	IEC plug	2.0 m	3x1 mm ²	black
6004.0114	EURO plug	2.0 m	3x0.75 mm ²	black
6026.0215	Italy	2.5 m	3x1 mm ²	black
6009.1315	North America	2.5 m	3x18 AWG	black
6047.6414	Japan	2.0 m	3x0.75 mm ²	black
6009.1214	North America	2.0 m	3x18 AWG	black
6011.0215	Switzerland	2.5 m	3x1 mm ²	black
6044.0215	United Kingdom	2.5 m	3x1 mm ²	black

All Variants

	Panel mounting	Sealing kit	Terminal	IP Protection Class Front Side	Protection Class	Order Number
●	Screw	-	Quick connect terminals 4.8 x 0.8 mm	IP40	I	3-144-634
	Screw	-	Quick connect terminals 4.8 x 0.8 mm	IP40	I	6100.3200
	Screw	with locking bracket	Quick connect terminals 4.8 x 0.8 mm	IP54	I	6100.3200.33
	Screw	without locking bracket	Quick connect terminals 4.8 x 0.8 mm	IP54	I	6100.3200.32
●	Screw	-	Quick connect terminals 6.3 x 0.8 mm	IP40	I	3-144-632
	Screw	-	Quick connect terminals 6.3 x 0.8 mm	IP40	I	6100.3300
	Screw	with locking bracket	Quick connect terminals 6.3 x 0.8 mm	IP54	I	6100.3300.33
	Screw	without locking bracket	Quick connect terminals 6.3 x 0.8 mm	IP54	I	6100.3300.32
●	Screw	-	Solder terminals 3.5 x 0.8 mm	IP40	I	3-144-633
	Screw	-	Solder terminals 3.5 x 0.8 mm	IP40	I	6100.3100
	Screw	with locking bracket	Solder terminals 3.5 x 0.8 mm	IP54	I	6100.3100.33
	Screw	without locking bracket	Solder terminals 3.5 x 0.8 mm	IP54	I	6100.3100.32

 Most Popular.

Availability for all products can be searched real-time: <https://www.schurter.com/en/info-center/support-tools/stock-check-distributors>

The variants IP54 (6100.xxxx.33) include the inlet with factory mounted inlet gasket and the kit for IP protection to the equipment and for the power connector incl. a cord retaining for a specific cord connector. Samples can be ordered with suffix ".H" (e.g. 6100.3100.33.H).

Articles for enhanced glow wire test requirements acc. IEC 60695-2-12 and -13 can be ordered on request. They are suitable for the use in unattended household equipment acc. IEC 60335-1.


Packaging unit	50 Pcs
-----------------------	--------

Accessories

Description



[Wire_Harness](#)
 Wire harness for SCHURTER products



[Assorted_Covers](#)
 Rear Cover



[RC320](#)
 Rear Cover for Power Entry Module



[Cord_retaining_kits](#)
 Cord retaining strain relief

Mating Outlets/Connectors

Category / Description

[Appliance Outlet Overview complete](#)



4787, Mounting: Screw-on mounting, Appliance Outlet: IEC Solder terminals, 10 A, Suitable for appliances with protection class I	4787
4788, Mounting: Snap-in version, Appliance Outlet: IEC Solder / Quick Connect, 10 A, Suitable for appliances with protection class I	4788
IEC Appliance Outlet F or H, Screw-on Mounting, Front Side, Solder, PCB or Quick-connect Terminal	5091

[Connector Overview complete](#)



4782 Mounting: Power Cord, 3 x 1 mm ² / 3 x 18 AWG, Cable, Connector: IEC C13	4782
4785 Mounting: Power Cord, 3 x 1 mm ² / 3 x 18 AWG, Cable, Connector: IEC C13	4785
4300-06 Mounting: Power Cord, 3 x 1 mm ² / 3 x 18 AWG, Cable, Connector: IEC C13	4300-06
4781 Mounting: Power Cord, Cable, Connector: IEC C15	4781
4784 Mounting: Power Cord, 3 x 1 mm ² / 3 x 18 AWG, Cable, Connector: IEC C15	4784

Looking for pricing, stock, or lifecycle information?

Click below to explore more details on WIN SOURCE:

- [View 6100.3300 on WIN SOURCE](#)
- [Schurter Inc. Information](#)

Optimize Your Supply Chain with WIN SOURCE Solutions

- ✓ Global Sourcing Solution
- ✓ Obsolete Management
- ✓ Cost Control Management
- ✓ Shortage Management
- ✓ Alternative Solution
- ✓ Excess Inventory Management