



**THE DATASHEET OF
TFI253-1000-20_26MM**





TET ESTEL AS
ESTONIA

May
2016

Series
TFI253-1000

High Frequency Inverter grade Capsule Thyristor Type TFI253-1000

Low switching losses
Low reverse recovery charge
Distributed amplified gate for high di/dt

Maximum mean on-state current					I_{TAV}	1000 A	
Maximum repetitive peak off-state and reverse voltage					U_{DRM}	1200 ÷ 2000 V	
Turn-off time					U_{RRM}		
					t_q	20; 25; 32 μs	
U_{DRM}, U_{RRM}, V	1200	1300	1400	1500	1600	1800	2000
Voltage code	12	13	14	15	16	18	20
$T_{vj}, ^\circ C$	- 60 ÷ 125						

MAXIMUM ALLOWABLE RATINGS

Symbols and parameters		Units	TFI253-1000	Conditions
I_{TAV}	Mean on-state current	A	1000 1425	$T_c=80^\circ C$, $T_c=55^\circ C$, 180° half-sine wave, 50 Hz
I_{TRMS}	RMS on-state current	A	1570	$T_c=80^\circ C$
I_{TSM}	Surge on-state current	kA	20,0 22,0	$T_{vj}=125^\circ C$ $T_{vj}=25^\circ C$ tp=10 ms $U_R=0$
I^2t	Limiting load integral	kA^2s	2000 2420	$T_{vj}=125^\circ C$ $T_{vj}=25^\circ C$
U_{DRM}, U_{RRM}	Repetitive peak off-state and reverse voltage	V	1200÷2000	$T_j \min \leq T_{vj} \leq T_{jM}$ 180° half-sine wave, 50 Hz Gate open
U_{DSM}, U_{RSM}	Non-repetitive peak off-state and reverse voltage	V	1300÷2100	$T_j \min \leq T_{vj} \leq T_{jM}$ 180° half-sine wave tp=10 ms, Single pulse Gate open
(di/dt) crit	Critical rate of rise of on-state current : non - repetitive repetitive	A/ μ s	2000 1250	$T_{vj}=125^\circ C$; $U_D=0,67 U_{DRM}$, Gate pulse : 10V, 5 Ω , 1 μ s rise time, 10 μ s
U_{RGM}	Peak reverse gate voltage	V	5	$T_j \min \leq T_{vj} \leq T_{jM}$
T_{stg}	Storage temperature	$^\circ C$	-60÷80	
T_{vj}	Junction temperature	$^\circ C$	-60÷125	

CHARACTERISTICS

U_{TM}	Peak on-state voltage	V	2,3	$T_{vj}=25^\circ C$, $I_{TM}=3,14 I_{TAV}$
$U_{T(To)}$	Threshold voltage	V	1,35	$T_{vj}=125^\circ C$
R_T	On-state slope resistance	m Ω	0,28	$1,57 I_{TAV} < I_T < 4,71 I_{TAV}$
I_{DRM} I_{RRM}	Repetitive peak off-state and reverse current	mA	100 100	$T_{vj}=125^\circ C$, $U_D = U_{DRM}$ $U_R = U_{RRM}$

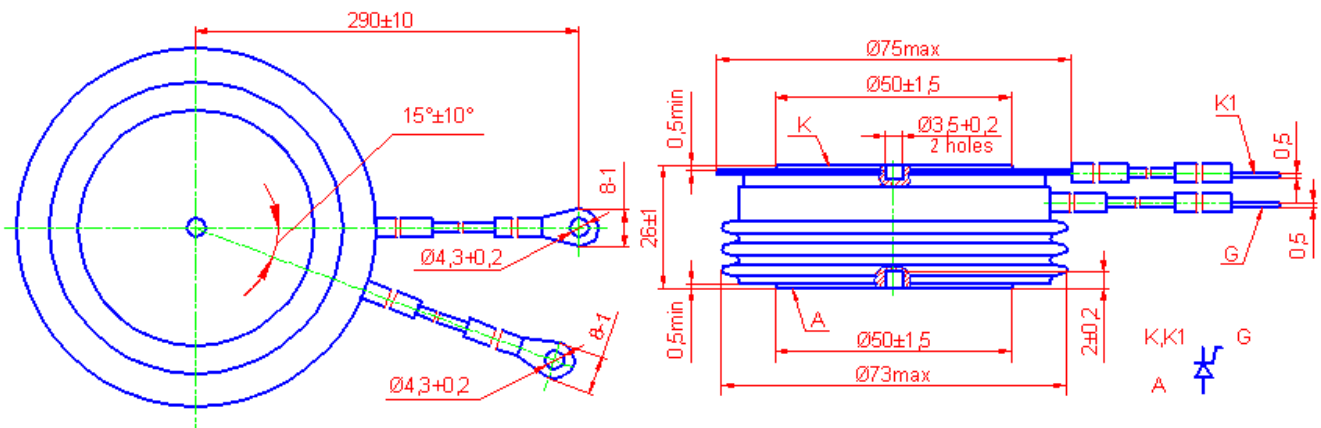
CHARACTERISTICS

Symbols and parameters		Units	TFI253-1000	Conditions
I_L	Latching current	A	10	$T_{vj}=25^{\circ}\text{C}, U_D=12\text{V}$ Gate pulse : 10V, 5 Ω , 1 μs rise time, 10 μs
I_H	Holding current	A	0,5	$T_{vj}=25^{\circ}\text{C}, U_D=12\text{V}$, Gate open
U_{GT}	Gate trigger direct voltage	V	2,5 5,0	$T_{vj}=25^{\circ}\text{C}$, $T_{vj}=-60^{\circ}\text{C}$
I_{GT}	Gate trigger direct current	A	0,3 0,85	$T_{vj}=25^{\circ}\text{C}$, $T_{vj}=-60^{\circ}\text{C}$
U_{GD}	Gate non-trigger direct voltage	V	0,25	$T_{vj}=125^{\circ}\text{C}$, $U_D = 0,67 U_{DRM}$
I_{GD}	Gate non-trigger direct current	mA	10	Direct gate current
tg _d	Delay time	μs	2,0	$T_{vj}=25^{\circ}\text{C}, U_D=500\text{V}$ $I_{TM} = 1000 \text{ A}$
tg _t	Turn-on time	μs	3,2	Gate pulse : 10V, 5 Ω , 1 μs rise time, 10 μs
tq	Turn-off time	μs	20 \div 32 25 \div 40	$T_{vj}=125^{\circ}\text{C}$, $I_{TM}=1000 \text{ A}$ $di_R/dt = 10 \text{ A}/\mu\text{s}$, $U_R=100\text{V}$ $U_D = 0,67 U_{DRM}$ $du_D/dt=50 \text{ V}/\mu\text{s}$ $du_D/dt=200 \text{ V}/\mu\text{s}$
Q _{rr}	Recovered charge	μC	450	$T_{vj}=125^{\circ}\text{C}$, $I_{TM}=1000 \text{ A}$ $di_R/dt = 50 \text{ A}/\mu\text{s}$, $U_R=100\text{V}$
trr	Reverse recovery time	μs	5,6	
I _{rrm}	Peak reverse recovery current	A	160	
(du _D /dt) _{crit}	Critical rate of rise of off-state voltage	V/ μs	500 1000	$T_{vj}=125^{\circ}\text{C}$, $U_D = 0,67 U_{DRM}$ Gate open
R _{thjc}	Thermal resistance junction to case	$^{\circ}\text{C}/\text{W}$	0,021	Direct current, double side cooled

ORDERING

	TFI	253	1000	20	7	5	2	
	1	2	3	4	5	6	7	



- Fast thyristor with interdigitated gate structure.
- Design version.
- Mean on-state current, A.
- Voltage code (20=2000 V).
- Critical rate of rise of off-state voltage (6 \geq 500 V/ μs , 7 \geq 1000 V/ μs).
- Group of turn-off time ($du_D/dt=50 \text{ V}/\mu\text{s}$, 4 \leq 32 μs , 5 \leq 25 μs , 6 \leq 20 μs).
- Group of turn-on time (2 \leq 3,2 μs).



Mounting force : 19 \div 28 kN
Weight : 580 grams

Looking for pricing, stock, or lifecycle information?

Click below to explore more details on WIN SOURCE:

-  [View TFI253-1000-20_26mm on WIN SOURCE](#)
-  [TET Estel Information](#)

Optimize Your Supply Chain with WIN SOURCE Solutions

-  Global Sourcing Solution
-  Obsolete Management
-  Cost Control Management
-  Shortage Management
-  Alternative Solution
-  Excess Inventory Management