



# THE DATASHEET OF ELJ-FA390JF



### 3. General Use FC, FA, FB



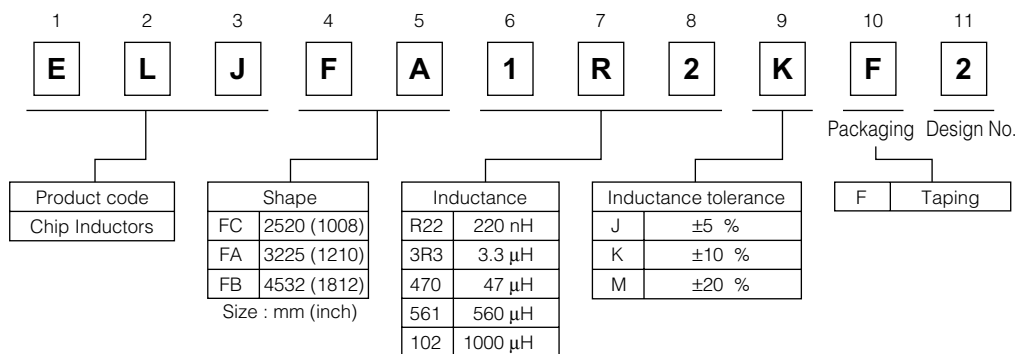
#### ■ Features

- General use wire wound, resin molded chip inductor.
- Capable of being Re-flow or flow soldered.
- Wide line-up from 2520 to 4532 case sizes.
- Good for mounting.

#### ■ Recommended Applications

- AV equipment, Wireless communication equipment and various types of general electronic equipment.

#### ■ Explanation of Part Numbers



#### ■ Storage Conditions

- Package : Normal temperature (−5 to 35 °C), normal humidity (85 %RH max.), shall not be exposed to direct sunlight and harmful gases and care should be taken so as not to cause dew.
- Operating Temperature : −20 to +85 °C

#### ■ Storage Period

- Solderability may be reduced due to the conditions of high temperature and high humidity which causes the oxidation of tin-plated terminals. Even if storage conditions are within specified limits, solderability may be reduced with the passage of time. Therefore, please control the storage conditions and try to use the product within 6 months of receipt.

■ Packaging Methods                      Please see Page 127

■ Soldering Conditions                  Please see Page 128

■ Safety Precautions                      Please see Page 129

### ■ FC Type 2520 (1008)

● Dimensions in mm (not to scale)



● Recommended Land Pattern in mm (not to scale)



### ■ Standard Packing Quantity

● 2000 pcs./Reel

### ■ Standard Parts

Part No.	Inductance			Q		SRF *1 (MHz) min.	R <sub>DC</sub> *2 (Ω) max.	DC Current (mA) max.
	(μH)	Tolerance (%)	Test Freq. (MHz)	min.	Test Freq. (MHz)			
ELJFCR22□F	0.22	M : ±20 % or K : ±10 %	25.2	25	25.2	230	0.70	190
ELJFCR27□F	0.27					210	0.75	180
ELJFCR33□F	0.33					190	0.85	170
ELJFCR39□F	0.39					175	0.95	160
ELJFCR47□F	0.47					160	1.00	155
ELJFCR56□F	0.56					155	1.10	150
ELJFCR68□F	0.68					135	1.25	140
ELJFCR82□F	0.82					125	1.40	130
ELJFC1R0□F	1.0	K : ±10 % or J : ±5 %	7.96	25	7.96	115	0.65	195
ELJFC1R2□F	1.2					100	0.75	180
ELJFC1R5□F	1.5					90	0.85	170
ELJFC1R8□F	1.8					85	0.95	160
ELJFC2R2□F	2.2					80	1.05	155
ELJFC2R7□F	2.7					75	1.20	145
ELJFC3R3□F	3.3					65	1.30	135
ELJFC3R9□F	3.9					60	1.40	130
ELJFC4R7□F	4.7					55	1.55	125
ELJFC5R6□F	5.6					50	1.75	120
ELJFC6R8□F	6.8					45	1.95	115
ELJFC8R2□F	8.2					40	2.20	105
ELJFC100□F	10					32	3.70	80
ELJFC120□F	12					30	4.10	75
ELJFC150□F	15					28	5.00	70
ELJFC180□F	18					25	5.40	65
ELJFC220□F	22	22	6.00	60				
ELJFC270□F	27	21	6.30	115				
ELJFC330□F	33	20	7.10	110				
ELJFC390□F	39	18	9.50	90				
ELJFC470□F	47	17	11.0	80				
ELJFC560□F	56	16	12.1	75				
ELJFC680□F	68	15	16.6	70				
ELJFC820□F	82	13	19.0	65				
ELJFC101□F	100	0.796	15	0.796	12	21.0	60	

□ : Symbol of Tolerance \*1 : Self Resonant Frequency \*2 : DC Resistance

### FA Type 3225 (1210)

● Dimensions in mm (not to scale)



● Recommended Land Pattern in mm (not to scale)



■ Standard Packing Quantity

● 2000 pcs./Reel

### Standard Parts

Part No.	Inductance			Q		SRF *1 (MHz) min.	R <sub>DC</sub> *2 (Ω) max.	DC Current (mA) max.
	(μH)	Tolerance (%)	Test Freq. (MHz)	min.	Test Freq. (MHz)			
ELJFAR22□F2	0.22	M : ±20 % or K : ±10 %	25.2	25	25.2	230	0.29	360
ELJFAR27□F2	0.27					210	0.32	345
ELJFAR33□F2	0.33					190	0.35	330
ELJFAR39□F2	0.39					175	0.39	305
ELJFAR47□F2	0.47					160	0.44	290
ELJFAR56□F2	0.56					150	0.49	275
ELJFAR68□F2	0.68					135	0.55	260
ELJFAR82□F2	0.82					125	0.61	245
ELJFA1R0□F2	1.0	K : ±10 % or J : ±5 %	7.96	30	7.96	115	0.69	230
ELJFA1R2□F2	1.2					100	0.75	215
ELJFA1R5□F	1.5					90	0.75	210
ELJFA1R8□F	1.8					85	0.82	200
ELJFA2R2□F	2.2					80	0.95	190
ELJFA2R7□F	2.7					75	1.1	180
ELJFA3R3□F	3.3					65	1.2	180
ELJFA3R9□F	3.9					60	1.3	175
ELJFA4R7□F	4.7					55	1.5	165
ELJFA5R6□F	5.6					50	1.6	160
ELJFA6R8□F	6.8					45	1.8	150
ELJFA8R2□F	8.2					40	2.0	140
ELJFA100□F	10					36	2.1	140
ELJFA120□F	12					33	2.5	125
ELJFA150□F	15					30	2.8	120
ELJFA180□F	18					27	3.3	110
ELJFA220□F	22					25	3.7	105
ELJFA270□F	27					22	5.0	90
ELJFA330□F	33					20	5.6	85
ELJFA390□F	39					20	6.4	80
ELJFA470□F	47	15	7.0	75				
ELJFA560□F	56	15	8.0	70				
ELJFA680□F	68	15	9.0	65				
ELJFA820□F	82	10	10.0	60				
ELJFA101□F	100	10	10.0	60				
ELJFA121□F	120	10	11.0	55				
ELJFA151□F	150	8	15.0	50				
ELJFA181□F	180	7	17.0	50				
ELJFA221□F	220	7	21.0	45				

□ : Symbol of Tolerance \*1 : Self Resonant Frequency \*2 : DC Resistance

Design and specifications are each subject to change without notice. Ask factory for the current technical specifications before purchase and/or use. Should a safety concern arise regarding this product, please be sure to contact us immediately.

■ FB Type 4532 (1812)

● Dimensions in mm (not to scale)



● Recommended Land Pattern in mm (not to scale)



■ Standard Packing Quantity

● 500 pcs./Reel

■ Standard Parts



Part No.	Inductance			Q		SRF *1 (MHz) min.	R <sub>DC</sub> *2 (Ω) max.	DC Current (mA) max.
	(μH)	Tolerance (%)	Test Freq. (MHz)	min.	Test Freq. (MHz)			
ELJFBR22□F	0.22	M : ±20 %		30	25.2	230	0.30	700
ELJFBR27□F	0.27					200	0.32	650
ELJFBR33□F	0.33					180	0.35	630
ELJFBR39□F	0.39					155	0.37	620
ELJFBR47□F	0.47					135	0.40	580
ELJFBR56□F	0.56					120	0.42	560
ELJFBR68□F	0.68					105	0.48	530
ELJFBR82□F	0.82					90	0.50	500
ELJFB1R0□F	1.0	M:±20 % or K : ±10 %	1.0	50	7.96	80	0.52	470
ELJFB1R2□F	1.2					70	0.55	460
ELJFB1R5□F	1.5					60	0.61	430
ELJFB1R8□F	1.8					50	0.61	410
ELJFB2R2□F	2.2					45	0.61	410
ELJFB2R7□F	2.7					43	0.61	400
ELJFB3R3□F	3.3					39	0.66	380
ELJFB3R9□F	3.9					36	0.74	360
ELJFB4R7□F	4.7					33	0.81	350
ELJFB5R6□F	5.6					30	0.88	330
ELJFB6R8□F	6.8	K : ±10 % or J : ±5 %	0.1	40	5	26	1.0	310
ELJFB8R2□F	8.2					24	1.6	250
ELJFB100□F	10					22	1.8	235
ELJFB120□F	12					20	1.9	225
ELJFB150□F	15					18	2.1	215
ELJFB180□F	18					16	2.3	205
ELJFB220□F	22					15	2.6	195
ELJFB270□F	27					13	2.9	185
ELJFB330□F	33					12	3.1	175
ELJFB390□F	39					10	3.6	165
ELJFB470□F	47	K : ±10 % or J : ±5 %	0.1	30	2.52	9.7	4.2	130
ELJFB560□F	56					9.0	4.7	125
ELJFB680□F	68					8.2	5.3	115
ELJFB820□F	82					7.5	5.9	110
ELJFB101□F	100					6.7	8.8	105
ELJFB121□F	120					6.1	10	100
ELJFB151□F	150					5.5	11	95
ELJFB181□F	180					5.1	13	85
ELJFB221□F	220					4.5	13	85
ELJFB271□F	270					4.1	14	80
ELJFB331□F	330	0.796			3.7	16	75	
ELJFB391□F	390				3.3	19	70	
ELJFB471□F	470				3.3	31	55	
ELJFB561□F	560				2.7	35	50	
ELJFB681□F	680				2.5	39	50	
ELJFB821□F	820				2.4	45	45	
ELJFB102□F	1000	2.1	53	40				

□ : Symbol of Tolerance \*1 : Self Resonant Frequency \*2 : DC Resistance

Design and specifications are each subject to change without notice. Ask factory for the current technical specifications before purchase and/or use. Should a safety concern arise regarding this product, please be sure to contact us immediately.

## Looking for pricing, stock, or lifecycle information?

Click below to explore more details on WIN SOURCE:

-  [View ELJ-FA390JF on WIN SOURCE](#)
-  [Panasonic Information](#)

## Optimize Your Supply Chain with WIN SOURCE Solutions

-  Global Sourcing Solution
-  Obsolete Management
-  Cost Control Management
-  Shortage Management
-  Alternative Solution
-  Excess Inventory Management