



**THE DATASHEET OF
ELJ-FB680JF**



3. General Use FC, FA, FB



■ Features

- General use wire wound, resin molded chip inductor.
- Capable of being Re-flow or flow soldered.
- Wide line-up from 2520 to 4532 case sizes.
- Good for mounting.

■ Recommended Applications

- AV equipment, Wireless communication equipment and various types of general electronic equipment.

■ Explanation of Part Numbers



■ Storage Conditions

- Package : Normal temperature (−5 to 35 °C), normal humidity (85 %RH max.), shall not be exposed to direct sunlight and harmful gases and care should be taken so as not to cause dew.
- Operating Temperature : −20 to +85 °C

■ Storage Period

- Solderability may be reduced due to the conditions of high temperature and high humidity which causes the oxidation of tin-plated terminals. Even if storage conditions are within specified limits, solderability may be reduced with the passage of time. Therefore, please control the storage conditions and try to use the product within 6 months of receipt.

■ Packaging Methods Please see Page 127

■ Soldering Conditions Please see Page 128

■ Safety Precautions Please see Page 129

■ FC Type 2520 (1008)

● Dimensions in mm (not to scale)



● Recommended Land Pattern in mm (not to scale)



■ Standard Packing Quantity

● 2000 pcs./Reel

■ Standard Parts

| Part No. | Inductance | | | Q | | SRF *1 (MHz) min. | R _{DC} *2 (Ω) max. | DC Current (mA) max. |
|------------|------------|------------------------------|---------------------|-------|---------------------|----------------------|--------------------------------|-------------------------|
| | (μH) | Tolerance (%) | Test Freq. (MHz) | min. | Test Freq. (MHz) | | | |
| ELJFCR22□F | 0.22 | M : ±20 % or K : ±10 % | 25.2 | 25 | 25.2 | 230 | 0.70 | 190 |
| ELJFCR27□F | 0.27 | | | | | 210 | 0.75 | 180 |
| ELJFCR33□F | 0.33 | | | | | 190 | 0.85 | 170 |
| ELJFCR39□F | 0.39 | | | | | 175 | 0.95 | 160 |
| ELJFCR47□F | 0.47 | | | | | 160 | 1.00 | 155 |
| ELJFCR56□F | 0.56 | | | | | 155 | 1.10 | 150 |
| ELJFCR68□F | 0.68 | | | | | 135 | 1.25 | 140 |
| ELJFCR82□F | 0.82 | | | | | 125 | 1.40 | 130 |
| ELJFC1R0□F | 1.0 | K : ±10 % or J : ±5 % | 7.96 | 25 | 7.96 | 115 | 0.65 | 195 |
| ELJFC1R2□F | 1.2 | | | | | 100 | 0.75 | 180 |
| ELJFC1R5□F | 1.5 | | | | | 90 | 0.85 | 170 |
| ELJFC1R8□F | 1.8 | | | | | 85 | 0.95 | 160 |
| ELJFC2R2□F | 2.2 | | | | | 80 | 1.05 | 155 |
| ELJFC2R7□F | 2.7 | | | | | 75 | 1.20 | 145 |
| ELJFC3R3□F | 3.3 | | | | | 65 | 1.30 | 135 |
| ELJFC3R9□F | 3.9 | | | | | 60 | 1.40 | 130 |
| ELJFC4R7□F | 4.7 | | | | | 55 | 1.55 | 125 |
| ELJFC5R6□F | 5.6 | | | | | 50 | 1.75 | 120 |
| ELJFC6R8□F | 6.8 | | | | | 45 | 1.95 | 115 |
| ELJFC8R2□F | 8.2 | | | | | 40 | 2.20 | 105 |
| ELJFC100□F | 10 | | | | | 32 | 3.70 | 80 |
| ELJFC120□F | 12 | | | | | 30 | 4.10 | 75 |
| ELJFC150□F | 15 | | | | | 28 | 5.00 | 70 |
| ELJFC180□F | 18 | | | | | 25 | 5.40 | 65 |
| ELJFC220□F | 22 | 22 | 6.00 | 60 | | | | |
| ELJFC270□F | 27 | 21 | 6.30 | 115 | | | | |
| ELJFC330□F | 33 | 20 | 7.10 | 110 | | | | |
| ELJFC390□F | 39 | 18 | 9.50 | 90 | | | | |
| ELJFC470□F | 47 | 17 | 11.0 | 80 | | | | |
| ELJFC560□F | 56 | 16 | 12.1 | 75 | | | | |
| ELJFC680□F | 68 | 15 | 16.6 | 70 | | | | |
| ELJFC820□F | 82 | 13 | 19.0 | 65 | | | | |
| ELJFC101□F | 100 | 0.796 | 15 | 0.796 | 12 | 21.0 | 60 | |

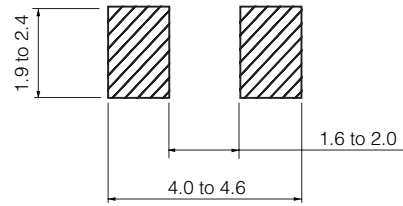
□ : Symbol of Tolerance *1 : Self Resonant Frequency *2 : DC Resistance

FA Type 3225 (1210)

● Dimensions in mm (not to scale)



● Recommended Land Pattern in mm (not to scale)



■ Standard Packing Quantity

● 2000 pcs./Reel

Standard Parts

| Part No. | Inductance | | | Q | | SRF *1 (MHz) min. | R _{DC} *2 (Ω) max. | DC Current (mA) max. |
|-------------|------------|------------------------------|------------------|------|------------------|----------------------|--------------------------------|-------------------------|
| | (μH) | Tolerance (%) | Test Freq. (MHz) | min. | Test Freq. (MHz) | | | |
| ELJFAR22□F2 | 0.22 | M : ±20 % or K : ±10 % | 25.2 | 25 | 25.2 | 230 | 0.29 | 360 |
| ELJFAR27□F2 | 0.27 | | | | | 210 | 0.32 | 345 |
| ELJFAR33□F2 | 0.33 | | | | | 190 | 0.35 | 330 |
| ELJFAR39□F2 | 0.39 | | | | | 175 | 0.39 | 305 |
| ELJFAR47□F2 | 0.47 | | | | | 160 | 0.44 | 290 |
| ELJFAR56□F2 | 0.56 | | | | | 150 | 0.49 | 275 |
| ELJFAR68□F2 | 0.68 | | | | | 135 | 0.55 | 260 |
| ELJFAR82□F2 | 0.82 | | | | | 125 | 0.61 | 245 |
| ELJFA1R0□F2 | 1.0 | K : ±10 % or J : ±5 % | 7.96 | 30 | 7.96 | 115 | 0.69 | 230 |
| ELJFA1R2□F2 | 1.2 | | | | | 100 | 0.75 | 215 |
| ELJFA1R5□F | 1.5 | | | | | 90 | 0.75 | 210 |
| ELJFA1R8□F | 1.8 | | | | | 85 | 0.82 | 200 |
| ELJFA2R2□F | 2.2 | | | | | 80 | 0.95 | 190 |
| ELJFA2R7□F | 2.7 | | | | | 75 | 1.1 | 180 |
| ELJFA3R3□F | 3.3 | | | | | 65 | 1.2 | 180 |
| ELJFA3R9□F | 3.9 | | | | | 60 | 1.3 | 175 |
| ELJFA4R7□F | 4.7 | | | | | 55 | 1.5 | 165 |
| ELJFA5R6□F | 5.6 | | | | | 50 | 1.6 | 160 |
| ELJFA6R8□F | 6.8 | | | | | 45 | 1.8 | 150 |
| ELJFA8R2□F | 8.2 | | | | | 40 | 2.0 | 140 |
| ELJFA100□F | 10 | | | | | 36 | 2.1 | 140 |
| ELJFA120□F | 12 | | | | | 33 | 2.5 | 125 |
| ELJFA150□F | 15 | | | | | 30 | 2.8 | 120 |
| ELJFA180□F | 18 | | | | | 27 | 3.3 | 110 |
| ELJFA220□F | 22 | | | | | 25 | 3.7 | 105 |
| ELJFA270□F | 27 | | | | | 22 | 5.0 | 90 |
| ELJFA330□F | 33 | 20 | 5.6 | 85 | | | | |
| ELJFA390□F | 39 | 20 | 6.4 | 80 | | | | |
| ELJFA470□F | 47 | 15 | 7.0 | 75 | | | | |
| ELJFA560□F | 56 | 15 | 8.0 | 70 | | | | |
| ELJFA680□F | 68 | 15 | 9.0 | 65 | | | | |
| ELJFA820□F | 82 | 10 | 10.0 | 60 | | | | |
| ELJFA101□F | 100 | 10 | 10.0 | 60 | | | | |
| ELJFA121□F | 120 | 10 | 11.0 | 55 | | | | |
| ELJFA151□F | 150 | 8 | 15.0 | 50 | | | | |
| ELJFA181□F | 180 | 7 | 17.0 | 50 | | | | |
| ELJFA221□F | 220 | 7 | 21.0 | 45 | | | | |

□ : Symbol of Tolerance *1 : Self Resonant Frequency *2 : DC Resistance

Design and specifications are each subject to change without notice. Ask factory for the current technical specifications before purchase and/or use. Should a safety concern arise regarding this product, please be sure to contact us immediately.

■ FB Type 4532 (1812)

● Dimensions in mm (not to scale)



● Recommended Land Pattern in mm (not to scale)



■ Standard Packing Quantity

● 500 pcs./Reel

■ Standard Parts



| Part No. | Inductance | | | Q | | SRF *1 (MHz) min. | R _{DC} *2 (Ω) max. | DC Current (mA) max. |
|------------|------------|-----------------------------|---------------------|------|---------------------|----------------------|--------------------------------|-------------------------|
| | (μH) | Tolerance (%) | Test Freq. (MHz) | min. | Test Freq. (MHz) | | | |
| ELJFBR22□F | 0.22 | M : ±20 % | | 30 | 25.2 | 230 | 0.30 | 700 |
| ELJFBR27□F | 0.27 | | | | | 200 | 0.32 | 650 |
| ELJFBR33□F | 0.33 | | | | | 180 | 0.35 | 630 |
| ELJFBR39□F | 0.39 | | | | | 155 | 0.37 | 620 |
| ELJFBR47□F | 0.47 | | | | | 135 | 0.40 | 580 |
| ELJFBR56□F | 0.56 | | | | | 120 | 0.42 | 560 |
| ELJFBR68□F | 0.68 | | | | | 105 | 0.48 | 530 |
| ELJFBR82□F | 0.82 | | | | | 90 | 0.50 | 500 |
| ELJFB1R0□F | 1.0 | M:±20 % or K : ±10 % | 1.0 | 50 | 7.96 | 80 | 0.52 | 470 |
| ELJFB1R2□F | 1.2 | | | | | 70 | 0.55 | 460 |
| ELJFB1R5□F | 1.5 | | | | | 60 | 0.61 | 430 |
| ELJFB1R8□F | 1.8 | | | | | 50 | 0.61 | 410 |
| ELJFB2R2□F | 2.2 | | | | | 45 | 0.61 | 410 |
| ELJFB2R7□F | 2.7 | | | | | 43 | 0.61 | 400 |
| ELJFB3R3□F | 3.3 | | | | | 39 | 0.66 | 380 |
| ELJFB3R9□F | 3.9 | | | | | 36 | 0.74 | 360 |
| ELJFB4R7□F | 4.7 | | | | | 33 | 0.81 | 350 |
| ELJFB5R6□F | 5.6 | | | | | 30 | 0.88 | 330 |
| ELJFB6R8□F | 6.8 | K : ±10 % or J : ±5 % | 0.1 | 40 | 5 | 26 | 1.0 | 310 |
| ELJFB8R2□F | 8.2 | | | | | 24 | 1.6 | 250 |
| ELJFB100□F | 10 | | | | | 22 | 1.8 | 235 |
| ELJFB120□F | 12 | | | | | 20 | 1.9 | 225 |
| ELJFB150□F | 15 | | | | | 18 | 2.1 | 215 |
| ELJFB180□F | 18 | | | | | 16 | 2.3 | 205 |
| ELJFB220□F | 22 | | | | | 15 | 2.6 | 195 |
| ELJFB270□F | 27 | | | | | 13 | 2.9 | 185 |
| ELJFB330□F | 33 | | | | | 12 | 3.1 | 175 |
| ELJFB390□F | 39 | | | | | 10 | 3.6 | 165 |
| ELJFB470□F | 47 | K : ±10 % or J : ±5 % | 0.1 | 30 | 2.52 | 9.7 | 4.2 | 130 |
| ELJFB560□F | 56 | | | | | 9.0 | 4.7 | 125 |
| ELJFB680□F | 68 | | | | | 8.2 | 5.3 | 115 |
| ELJFB820□F | 82 | | | | | 7.5 | 5.9 | 110 |
| ELJFB101□F | 100 | | | | | 6.7 | 8.8 | 105 |
| ELJFB121□F | 120 | | | | | 6.1 | 10 | 100 |
| ELJFB151□F | 150 | | | | | 5.5 | 11 | 95 |
| ELJFB181□F | 180 | | | | | 5.1 | 13 | 85 |
| ELJFB221□F | 220 | | | | | 4.5 | 13 | 85 |
| ELJFB271□F | 270 | | | | | 4.1 | 14 | 80 |
| ELJFB331□F | 330 | K : ±10 % or J : ±5 % | 0.1 | 30 | 0.796 | 3.7 | 16 | 75 |
| ELJFB391□F | 390 | | | | | 3.3 | 19 | 70 |
| ELJFB471□F | 470 | | | | | 3.3 | 31 | 55 |
| ELJFB561□F | 560 | | | | | 2.7 | 35 | 50 |
| ELJFB681□F | 680 | | | | | 2.5 | 39 | 50 |
| ELJFB821□F | 820 | | | | | 2.4 | 45 | 45 |
| ELJFB102□F | 1000 | 2.1 | 53 | 40 | | | | |

□ : Symbol of Tolerance *1 : Self Resonant Frequency *2 : DC Resistance

Design and specifications are each subject to change without notice. Ask factory for the current technical specifications before purchase and/or use. Should a safety concern arise regarding this product, please be sure to contact us immediately.

Looking for pricing, stock, or lifecycle information?

Click below to explore more details on WIN SOURCE:

-  [View ELJ-FB680JF on WIN SOURCE](#)
-  [Panasonic Information](#)

Optimize Your Supply Chain with WIN SOURCE Solutions

-  Global Sourcing Solution
-  Obsolete Management
-  Cost Control Management
-  Shortage Management
-  Alternative Solution
-  Excess Inventory Management