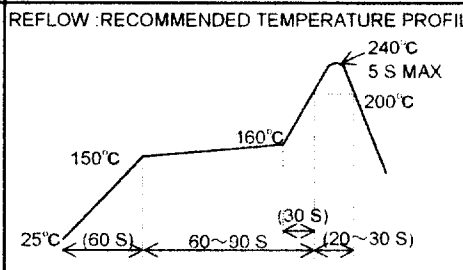




**THE DATASHEET OF
FX10A-96S-SV**




May.1.2024 Copyright 2024 HIROSE ELECTRIC CO., LTD. All Rights Reserved.
In case of consideration for using Automotive equipment / device which demand high reliability, kindly contact our sales window correspondents.

COUNT	DESCRIPTION OF REVISIONS	BY	CHKD	DATE	COUNT	DESCRIPTION OF REVISIONS	BY	CHKD	DATE
△					△				
△					△				
APPLICATION STANDARD									
RATING	OPERATING TEMPERATURE RANGE	-55 °C TO 85 °C			STORAGE TEMPERATURE RANGE	-10 °C TO 60 °C			
	VOLTAGE	AC 50 V			OPERATING HUMIDITY RANGE	RELATIVE HUMIDITY : 95 % MAX (NO DEW CONDENSATION IS PERMITTED)			
	CURRENT	0.3 A							
SPECIFICATIONS									
ITEM		TEST METHOD			REQUIREMENT			QT	AT
CONSTRUCTION									
GENERAL EXAMINATION		VISUALLY AND BY MEASURING INSTRUMENT			ACCORDING TO DRAWING			X	X
MARKING		CONFIRMED VISUALLY.						X	X
ELECTRICAL CHARACTERISTICS									
CONTACT RESISTANCE		100 mA (DC OR 1000 Hz).			60 mΩ MAX.			X	X
INSULATION RESISTANCE		100 V DC.			100 MΩ MIN.			X	-
VOLTAGE PROOF		150 V AC FOR 1 min.			NO FLASHOVER OR BREAKDOWN.			X	X
MECHANICAL CHARACTERISTICS									
INSERTION AND WITHDRAWAL FORCE		MEASURED BY APPLICABLE CONNECTOR.			INSERTION FORCE: 57.6 N MAX. WITHDRAWAL FORCE: 2.4 N MIN.			X	-
MECHANICAL OPERATION		50 TIMES INSERTION AND EXTRACTION.			1)CONTACT RESISTANCE: 70 mΩ MAX. 2) NO DAMAGE, CRACK AND LOOSENESS OF PART.			X	-
VIBRATION		FREQUENCY: 10 TO 55 Hz, SINGLE AMPLITUDE: 0.75 mm, — m/s ² WITH 10 CYCLES IN 3 DIRECTIONS.			1)NO ELECTRICAL DISCONTINUITY OF 1 μs MIN. 2)NO DAMAGE, CRACK AND LOOSENESS OF PART.			X	-
SHOCK		490 m/s ² DURATION OF PULSE 11 ms FOR 3 TIMES IN 3 DIRECTIONS.						X	-
ENVIRONMENTAL CHARACTERISTICS									
DAMP HEAT (STEADY STATE)		EXPOSED AT 40±2 °C. 90~95 %, 96 h.			1)CONTACT RESISTANCE: 70 mΩ MAX. 2)INSULATION RESISTANCE: 100 MΩ MIN.			X	-
RAPID CHANGE OF TEMPERATURE		TEMPERATURE -55→-15~35→ 85→-15~35°C TIME 30→ 2~ 3→ 30→ 2~ 3 min. UNDER 5 CYCLES.			3)NO DAMAGE, CRACK AND LOOSENESS OF PART.			X	-
DRY HEAT		EXPOSED AT 85 °C. 96 h.			1)CONTACT RESISTANCE: 70 mΩ MAX.			X	-
COLD		EXPOSED AT -55 °C. 96 h.			2)NO DAMAGE, CRACK AND LOOSENESS OF PART.				
CORROSION SALT MIST		EXPOSED IN 5 % SALT WATER SPRAY FOR 48 h.			NO HEAVY CORROSION.			X	-
SULPHUR DIOXIDE		EXPOSED IN 10 PPM FOR 96 h. (TEST STANDARD:JIS C 0090)			1)CONTACT RESISTANCE: 70 mΩ MAX. 2)NO HEAVY CORROSION.			X	-
RESISTANCE TO SOLDERING HEAT		REFLOW :RECOMMENDED TEMPERATURE PROFIL  TO BE TESTED UNDER THE ABOVE CONDITIONS.			NO MELTING OF RESIN WHICH AFFECTS THE PERFORMANCE OF COMPONENT.			X	-
SOLDRABILITY		SOLDERED AT SOLDER TEMPERATURE, 235 °C FOR IMMERSION DURATION, 2 s.			NO PINHOLE OR DEWETTING ON SOLDERED SURFACE.			X	-
REMARKS				DRAWN	DESIGNED	CHECKED	APPROVED	RELEASED	
				J. Takada	J. Takada	M. Sakada	J. Yoshimura		
UNLESS OTHERWISE SPECIFIED, REFER TO JIS C 5402.				00.01.13	00.01.13	00.01.13	00.01.14		
NOTE QT: QUALIFICATION TEST AT: ASSURANCE TEST X: APPLICABLE TEST									
HRS HIROSE ELECTRIC CO.,LTD.		SPECIFICATION SHEET			PART NO.				
CODE NO.(OLD)		DRAWING NO.			CODE NO.			1	
CL		ELC4 - 151984			CL 570 - 0241 - 9			1	




TO
PCK

Looking for pricing, stock, or lifecycle information?

Click below to explore more details on WIN SOURCE:

-  [View FX10A-96S-SV on WIN SOURCE](#)
-  [Hirose Electric Co Ltd Information](#)

Optimize Your Supply Chain with WIN SOURCE Solutions

-  Global Sourcing Solution
-  Obsolete Management
-  Cost Control Management
-  Shortage Management
-  Alternative Solution
-  Excess Inventory Management