



THE DATASHEET OF
59020-010



59020 and 59025 Firecracker Features and Benefits



Features

- 2 Part Magnetically Operated Proximity Sensor
- 304mm (12") lead outs
- UL Recognised
- Choice of normally open, normally closed or change over switching
- Subminiature version also available

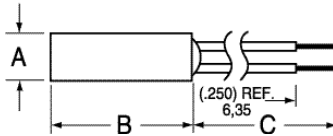
Benefits

- Quick and easy to install
- No standby power requirement
- Operates through non-ferrous materials such as wood, plastic or aluminium
- Hermetically sealed, magnetically operated contacts continue to operate long after optical and other technologies fail due to contamination

Applications

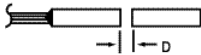
- Position and limit sensing
- Security
- Level sensing
- Linear actuators

DIMENSIONS



	A Max	B Max	C ± .250 (15,24)	
57020	(.201) 5,10	(.600) 15,24	-	
57025	(.245) 6,22	(1.00) 25,4	-	
59020	(.201) 5,10	(.650) 16,4	(12.00) 304,8	
59025	(.201) 6,22	(1.00) 25,4	(12.00) 304,8	File E61760(N)

Recommended Activating Positions:



Sensors and Matching Actuators (Note 2)		Actuator	Sensor				
Must Actuate	Must Release						
.100 (2,54)	.300 (7,62)	57020-000	59020-010	—	—	—	—
.150 (3,81)	.800 (20,32)	57025-000	—	59025-010	59025-020	59025-030	59025-040

Electrical Specifications and Operating Characteristics			Form A SPST-NO Signal Level	Form A SPST-NO Standard	Form A SPST-NO High Voltage	Form C SPDT-CO Standard	Form B SPST-NC Standard
Contact Rating		Watt - max.	3	10	10	5	5
Voltage	Switching	Vdc - max.	100	200	300	175	175
	Breakdown	Vdc - min.	170	250	450	200	200
Current	Switching	A - max.	0.25	0.5	0.5	0.25	0.25
	Carry	A - max.	0.5	1.2	1.5	1.5	1.5
Resistance	Contact, Initial	- max.	0.2	0.2	0.2	0.2	0.2
	Insulation	- min.	10 ¹⁰	10 ¹⁰	10 ¹⁰	10 ¹⁰	10 ¹⁰
Capacitance	Contact	p F - typ.	0.2	0.3	0.2	0.3	0.3
Temperature	Operating	°C	-40 to + 105	-40 to + 105	-20 to + 105	-40 to + 105	-40 to + 105
	Storage	°C	-65 to + 105	-65 to + 105	-65 to + 105	-65 to + 105	-65 to + 105
Time	Operate	ms - typ.	1.0	1.0	1.0	1.0	1.0
	Release	ms - typ.	1.0	1.0	1.0	1.0	1.0
Shock	11ms 1/2 sine	G - max.	100	100	100	50	50
Vibration	50-2000 Hz	G - max.	30	30	30	30	30

- Notes: 1. Flying Leads 59025 are 24 AWG 7/32 PVC, 105 deg. C., UL 1569. Leads are stripped .250 (6,35), untinned. **59020** 26 AWG, UL 1569
 2. Order Actuators as a separate item.
 3. Underwriters Laboratories recognition. For details on electrical specifications, contact Hamlin, Inc.

INFORMATION PROVIDED ON THIS DATA SHEET IS PROVIDED FOR INFORMATION PURPOSES ONLY AND SHOULD NOT BE RELIED UPON AS BEING ACCURATE FOR ANY PARTICULAR PURPOSE. Product performance may be affected by the application to which the product is put. Upon request, HAMLIN will assist purchasers by providing information specific to any particular application. HAMLIN disclaims any and all liability whatsoever for any purchaser's reliance upon the information contained on this data sheet without further consultation with authorised representatives of HAMLIN.

Breed Electronics USA Tel: 001 920 648 3000 • Fax: 001 920 648 3001 • Email: sales@hamlin.com
Breed Electronics UK Tel: +44 (0) 1379 649700 • Fax: +44 (0) 1379 649702 • Email: uksales@breedtech.com
Breed Electronics Germany Tel: +49 (0) 6181 953660 • Fax: +49 (0) 6181 953666 • Email: hamlin-electronics.de@breedtech.com
Breed Electronics France Tel: +33 1 46 87 02 02 • Fax: +33 1 46 86 67 86 • Email: hamectrol@hamectrol.fr



Looking for pricing, stock, or lifecycle information?

Click below to explore more details on WIN SOURCE:

 [View 59020-010 on WIN SOURCE](#)

 [Littelfuse Inc. Information](#)

Optimize Your Supply Chain with WIN SOURCE Solutions

-  Global Sourcing Solution
-  Obsolete Management
-  Cost Control Management
-  Shortage Management
-  Alternative Solution
-  Excess Inventory Management