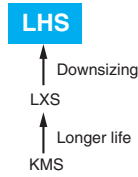


LHS Series

- The lower temperature range of the category temperature range has been expanded.
- For solar power generation
- Endurance with ripple current : 5,000 hours at 105°C
- Rated voltage range : 450 to 500V
- For inverter control, switching power supplies
- Non solvent resistant type
- RoHS2 Compliant



500V Lineup!

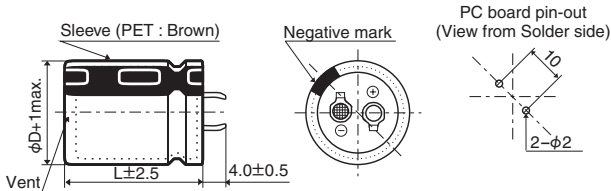


SPECIFICATIONS

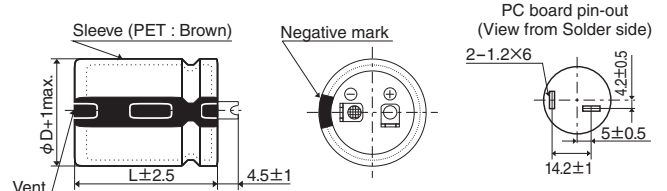
| Items | Characteristics | |
|--|---|--|
| Category Temperature Range | -40 to +105°C | |
| Rated Voltage Range | 450 to 500V _{dc} | |
| Capacitance Tolerance | ±20% (M) (at 20°C, 120Hz) | |
| Leakage Current | I ≤ 3√CV Where, I : Max. leakage current (µA), C : Nominal capacitance (µF), V : Rated voltage (V) (at 20°C after 5 minutes) | |
| Dissipation Factor (tan δ) | Rated voltage (V _{dc}) | 450 to 500V |
| | tan δ (Max.) | 0.20 (at 20°C, 120Hz) |
| Low Temperature Characteristics (Max. Impedance Ratio) | Rated voltage (V _{dc}) | 450 to 500V |
| | Z(-25°C)/Z(+20°C) | 8 (at 120Hz) |
| Endurance | The following specifications shall be satisfied when the capacitors are restored to 20°C after subjected to DC voltage with the rated ripple current is applied (the peak voltage shall not exceed the rated voltage) for 5,000 hours at 105°C. | |
| | Capacitance change | ≤ ±20% of the initial value |
| | D.F. (tan δ) | ≤ 200% of the initial specified value (475, 500V _{dc} : ≤ 250%) |
| | Leakage current | ≤ The initial specified value |
| Shelf Life | The following specifications shall be satisfied when the capacitors are restored to 20°C after exposing them for 1,000 hours at 105°C without voltage applied. Before the measurement, the capacitor shall be preconditioned by applying voltage according to Item 4.1 of JIS C 5101-4. | |
| | Capacitance change | ≤ ±15% of the initial value |
| | D.F. (tan δ) | ≤ 150% of the initial specified value |
| | Leakage current | ≤ The initial specified value |

DIMENSIONS [mm]

● Terminal Code : VS (φ22 to φ35) : Standard

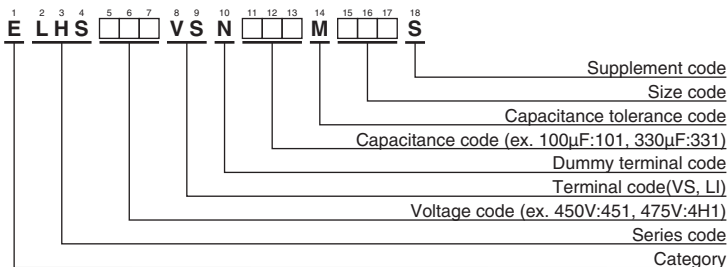


● Terminal Code : LI (φ30, φ35)



The standard design has no plastic disc.

PART NUMBERING SYSTEM



Please refer to "Product code guide (snap-in type)"



LHS Series

◆ STANDARD RATINGS

| WV (V _{dc}) | Cap (μF) | Case size φD×L(mm) | tan δ | Rated ripple current (Arms/105°C, 120Hz) | Part No. | WV (V _{dc}) | Cap (μF) | Case size φD×L(mm) | tan δ | Rated ripple current (Arms/105°C, 120Hz) | Part No. | |
|-----------------------|----------|--------------------|-------|--|--------------------|-----------------------|----------|--------------------|--------------------|--|--------------------|--------------------|
| 450 | 100 | 22 × 25 | 0.20 | 0.71 | ELHS451VSN101MP25S | 475 | 150 | 30 × 25 | 0.20 | 1.01 | ELHS4H1VSN151MR25S | |
| | 120 | 22 × 30 | 0.20 | 0.81 | ELHS451VSN121MP30S | | 180 | 30 × 30 | 0.20 | 1.11 | ELHS4H1VSN181MR30S | |
| | 150 | 22 × 35 | 0.20 | 0.93 | ELHS451VSN151MP35S | | 180 | 35 × 25 | 0.20 | 1.08 | ELHS4H1VSN181MA25S | |
| | 150 | 25.4 × 25 | 0.20 | 0.93 | ELHS451VSN151MQ25S | | 220 | 30 × 35 | 0.20 | 1.26 | ELHS4H1VSN221MR35S | |
| | 180 | 22 × 40 | 0.20 | 1.04 | ELHS451VSN181MP40S | | 270 | 30 × 40 | 0.20 | 1.44 | ELHS4H1VSN271MR40S | |
| | 180 | 25.4 × 30 | 0.20 | 1.05 | ELHS451VSN181MQ30S | | 270 | 35 × 30 | 0.20 | 1.35 | ELHS4H1VSN271MA30S | |
| | 220 | 22 × 45 | 0.20 | 1.17 | ELHS451VSN221MP45S | | 330 | 30 × 45 | 0.20 | 1.63 | ELHS4H1VSN331MR45S | |
| | 220 | 25.4 × 35 | 0.20 | 1.21 | ELHS451VSN221MQ35S | | 330 | 35 × 35 | 0.20 | 1.51 | ELHS4H1VSN331MA35S | |
| | 220 | 30 × 25 | 0.20 | 1.15 | ELHS451VSN221MR25S | | 390 | 30 × 50 | 0.20 | 1.80 | ELHS4H1VSN391MR50S | |
| | 270 | 22 × 50 | 0.20 | 1.33 | ELHS451VSN271MP50S | | 390 | 35 × 40 | 0.20 | 1.70 | ELHS4H1VSN391MA40S | |
| | 270 | 25.4 × 40 | 0.20 | 1.36 | ELHS451VSN271MQ40S | | 470 | 30 × 60 | 0.20 | 2.05 | ELHS4H1VSN471MR60S | |
| | 270 | 30 × 30 | 0.20 | 1.29 | ELHS451VSN271MR30S | | 470 | 35 × 45 | 0.20 | 1.91 | ELHS4H1VSN471MA45S | |
| | 270 | 35 × 25 | 0.20 | 1.25 | ELHS451VSN271MA25S | | 470 | 35 × 50 | 0.20 | 1.95 | ELHS4H1VSN471MA50S | |
| | 330 | 22 × 60 | 0.20 | 1.54 | ELHS451VSN331MP60S | | 560 | 35 × 60 | 0.20 | 2.21 | ELHS4H1VSN561MA60S | |
| | 330 | 25.4 × 45 | 0.20 | 1.54 | ELHS451VSN331MQ45S | | 500 | 120 | 30 × 25 | 0.20 | 0.90 | ELHS501VSN121MR25S |
| | 330 | 25.4 × 50 | 0.20 | 1.56 | ELHS451VSN331MQ50S | | | 150 | 30 × 30 | 0.20 | 1.02 | ELHS501VSN151MR30S |
| | 330 | 30 × 35 | 0.20 | 1.46 | ELHS451VSN331MR35S | | | 150 | 35 × 25 | 0.20 | 0.99 | ELHS501VSN151MA25S |
| | 330 | 35 × 30 | 0.20 | 1.41 | ELHS451VSN331MA30S | | | 180 | 30 × 35 | 0.20 | 1.14 | ELHS501VSN181MR35S |
| | 390 | 25.4 × 60 | 0.20 | 1.74 | ELHS451VSN391MQ60S | | | 220 | 30 × 40 | 0.20 | 1.30 | ELHS501VSN221MR40S |
| | 390 | 30 × 40 | 0.20 | 1.63 | ELHS451VSN391MR40S | | | 220 | 35 × 30 | 0.20 | 1.22 | ELHS501VSN221MA30S |
| | 470 | 30 × 45 | 0.20 | 1.84 | ELHS451VSN471MR45S | | | 270 | 30 × 45 | 0.20 | 1.47 | ELHS501VSN271MR45S |
| | 470 | 30 × 50 | 0.20 | 1.87 | ELHS451VSN471MR50S | | | 270 | 35 × 35 | 0.20 | 1.37 | ELHS501VSN271MA35S |
| | 470 | 35 × 35 | 0.20 | 1.71 | ELHS451VSN471MA35S | | | 330 | 30 × 50 | 0.20 | 1.66 | ELHS501VSN331MR50S |
| | 560 | 35 × 40 | 0.20 | 1.95 | ELHS451VSN561MA40S | | | 330 | 35 × 40 | 0.20 | 1.57 | ELHS501VSN331MA40S |
| 560 | 35 × 45 | 0.20 | 1.99 | ELHS451VSN561MA45S | 390 | 30 × 60 | | 0.20 | 1.87 | ELHS501VSN391MR60S | | |
| 680 | 30 × 60 | 0.20 | 2.33 | ELHS451VSN681MR60S | 390 | 35 × 45 | | 0.20 | 1.74 | ELHS501VSN391MA45S | | |
| 680 | 35 × 50 | 0.20 | 2.22 | ELHS451VSN681MA50S | 470 | 35 × 50 | 0.20 | 1.95 | ELHS501VSN471MA50S | | | |
| 820 | 35 × 60 | 0.20 | 2.52 | ELHS451VSN821MA60S | 560 | 35 × 60 | 0.20 | 2.21 | ELHS501VSN561MA60S | | | |

◆ RATED RIPPLE CURRENT MULTIPLIERS

● Frequency Multipliers

| Frequency(Hz) | 50 | 120 | 300 | 1k | 10k | 50k |
|-------------------------|------|------|------|------|------|------|
| 450V _{dc} | 0.77 | 1.00 | 1.16 | 1.30 | 1.41 | 1.43 |
| 475, 500V _{dc} | 0.70 | 1.00 | 1.16 | 1.30 | 1.41 | 1.43 |

The deterioration of aluminum electrolytic capacitors accelerates their life due to the internal heating produced by ripple current. For details, refer to Section "5-3 Ripple Current Effect on Lifetime" in the catalog, Technical Note.



- Always read "Notes on Use" before using the product in order to enable you to use the product correctly and prevent any faults and accidents from occurring.
- Request the Product Specification on the product of NIPPON CHEMI-CON CORPORATION to refer to it as well as this brochure prior to the order of the products. Some specific notes on use of the ordered product may be described in the specifications.
- The products listed in this catalog are designed and manufactured for general electronics equipment use and are not intended for use in applications that can adversely affect human life; where the malfunction of equipment may cause damage to life or property. In addition, our products are not intended to be used in specific applications that may cause a major social impact. Please consult with us in advance of usage of our products in the following listed applications. ① Aerospace equipment ② Power generation equipment such as thermal power, nuclear power etc. ③ Medical equipment ④ Transport equipment (automobiles, trains, ships, etc.) ⑤ Transportation control equipment ⑥ Disaster prevention / crime prevention equipment ⑦ Highly publicized information processing equipment ⑧ Submarine equipment ⑨ Other applications that are not considered general-purpose applications.
- The circuits described as examples in this catalog and the "delivery specifications" are featured in order to show the operations and usage of our products, however, this fact does not guarantee that the circuits are available to function in your equipment systems. We are not in any case responsible for any failures or damage caused by the use of information contained herein. You should examine our products, of which the characteristics are described in the "delivery specifications" and other documents, and determine whether or not our products suit your requirements according to the specifications of your equipment systems. Therefore, you bear final responsibility regarding the use of our products.
Please make sure that you take appropriate safety measures such as use of redundant design and malfunction prevention measures in order to prevent fatal accidents and/or fires in the event any of our products malfunction.
- We strongly recommend our customers to purchase Nippon Chemi-Con products only through our official sales channels. We assume no responsibility for any defects or damages caused by using products purchased from outside our official sales channel or of counterfeit goods. In addition, we will ask the customer to pay the investigation cost for products purchased outside our official sales channel.
- We reserve the right to discontinue production and delivery of products. We do not guarantee that all the products included in this catalog will be available in the future.
The aforementioned does not apply in the case of individual agreements deviating from the foregoing for customer-specific products
- We continually strive to improve the quality and reliability of our products, but in any case that our product does not meet our published specifications, please stop using it promptly and contact us immediately. As for compensation for non-conforming goods delivered by Chemi-Con, we will limit it only to goods found in non-compliance of our published specifications. This may be accomplished by a no cost replacement of non-conforming individual products, a credit of the piece price paid per each individual non-conforming product, or in other ways deemed necessary.
In addition, we have an established system with enhanced traceability, therefore we will limit the applicable lot items for any potential compensation.

[Part Numbering System](#)

[Part Numbering System \(Appendix\)](#)

[Standardization](#)

[Available Items by Manufacturing Locations](#)

[Environmental Measures](#)

[Technical Note](#)

[Precautions and Guidelines](#)



[Recommended Soldering Conditions](#)

[Taping, Lead-preforming and Packaging](#)

[Available Terminals for Snap-in and Screw Mount Type](#)

Looking for pricing, stock, or lifecycle information?

Click below to explore more details on WIN SOURCE:

-  [View ELHS451VSN681MR60S on WIN SOURCE](#)
-  [United Chemi-Con Information](#)

Optimize Your Supply Chain with WIN SOURCE Solutions

-  Global Sourcing Solution
-  Obsolete Management
-  Cost Control Management
-  Shortage Management
-  Alternative Solution
-  Excess Inventory Management