



# THE DATASHEET OF BNC-223R





# PRODUCT SPECIFICATION

Part number: BNC-223R

No. 0330818





Drawing number: Y-0332354

Nominal 1 Standard JIS C 5412  
 2 Voltage Range AC 500V  
 3 Frequency(Max GHz) 4GHz  
 4 Impedance 50Ω  
 5 Operating Temperature Range -40°C~+85°C



Test Items		Procedures/Test Method	Requirements
1 S T R U C T U R E	Design and Construction	Specified on relevant product drawing (Please refer to drawing# : Y-0332354)	No defects or abnormalities
	Materials		
	Finish		
4 E L E C T R I C A L	Insulation Resistance	DC 500V	1000 MΩ (Min.)
	Withstand Voltage	AC 1500V for 1 minute	No defects or abnormalities
	Contact Resistance	The method of which, the voltage drop of the contact duration should not exceed about 1-kHz AC or 1mV DC	3mΩ (max.)
	V.S.W.R	DC~3GHz	1.2 (max)
8 M E C H A N I C A L	Compatibility	Mating with connector complying with the standard	No defects or abnormalities
	Engagement Force	When axial tensile force of 245N is applied	2-stud should have no abnormalities
10	Soldering Conditions	Soldering iron temperature at 380°C ± 5°C, 6 secondson each leg	



REVISIONS		DATE
1		
2		
3		

Checked	Approved	Proof mark	Prepared
 三村 23.03.20	 山本 23.03.20	 樽澤 23.03.20	 渡邊 直弘 23.03.20

GKQM-7

## Looking for pricing, stock, or lifecycle information?

Click below to explore more details on WIN SOURCE:

-  [View BNC-223R on WIN SOURCE](#)
-  [TYCLON Information](#)

## Optimize Your Supply Chain with WIN SOURCE Solutions

-  Global Sourcing Solution
-  Obsolete Management
-  Cost Control Management
-  Shortage Management
-  Alternative Solution
-  Excess Inventory Management