



THE DATASHEET OF K292J-3.5P



PRODUCT SPECIFICATIONS

Part number : K292J-3.5P

No. 0642626

Drawing number : U-0646471

Nominal 1 Standard IEC 61169-35(2.92mm)、IEC 61169-23(3.5mm)

2 Voltage rating AC 335V

3 Rated frequency 34GHz

4 Impedance 50Ω





5 Operating temperature range -40°C~+85°C



		Test Items	Test Method/Value	Remarks
1	E L E C T R I C A L	Insulation resistance	5000MΩ(Min.) at DC 500V	
2		Withstanding voltage	1 minute at AC 750V	
3		Contact resistance	Inner conductor : 3.0mΩ(Max.) Outer conductor : 2.0mΩ(Max.)	
4		V.S.W.R	DC~34GHz : 1.2(Max.)	
5	M E C H A N I C A L	Compatibility	No defects or abnormalities	Connecting with a standard-compliant connector
6		Tensile strength of coupling mechanism	180N	At axial tensile force
7		Center contact retaining force	0.4N(Min.)	With a standard pin gauge
8		Coupling torque	0.8~1.1N·m	
9				
10	O T H E R S			
11				

※The structural shape is shown in the attached drawing (Drawing number:U-0646471)



REVISIONS		DATE
1		
2		
3		

Checked	Approved	Inspected	Prepared
 三 24.02.28 村	 山 24.02.28 本	 檜 24.02.28 澤	 上 24.02.28 領

GKQM-24

Looking for pricing, stock, or lifecycle information?

Click below to explore more details on WIN SOURCE:

-  [View K292J-3.5P on WIN SOURCE](#)
-  [TYCLON Information](#)

Optimize Your Supply Chain with WIN SOURCE Solutions

-  Global Sourcing Solution
-  Obsolete Management
-  Cost Control Management
-  Shortage Management
-  Alternative Solution
-  Excess Inventory Management