



THE DATASHEET OF SMA-PJ-085S



CONNECTOR TERM TRANSLATION

■Parts List

部品名	DESCRIPTION
接続スリーブ	SHELL
絶縁体	INSULATOR
ガスケット	GASKET
ウェーブワッシャー	WAVE WASHER
ワッシャー	WASHER
本体、シェル	BODY
中心コンタクト	CENTER PIN
圧着スリーブ	FERRULE
締付ナット	NUT
保持リング	HOLDING RING
ブッシング	BUSHING
平ワッシャー	FLAT WASHER
半円平ワッシャー	HALF FLAT WASHER
スペーサー	SPACER
接続ナット	COUPLING NUT
外部コンタクト	OUTER CONTACT
Oリング	O-RING
六角ナット	HEX NUT
クランプ	CLAMP
ホルダー	BARREL
フタ	COVER
割りクランプ	SPLIT CLAMP
留めネジ	SCREW
バネリング	SPRING
ヒートシンク	HEAT SINK
抵抗器、抵抗素子	RESISTOR
スプリングワッシャー	SPRING WASHER
六角穴留めネジ	SOCKET HEAD CAP SCREW
ブラケット	BRACKET
ブッシュ	BUSH
同軸型避雷管	COAXIAL LIGHTNING ARRESTER
丸型端子	ROUND TERMINAL
減衰素子	ATTENUATION TERMINAL

■Parts List

部品名	DESCRIPTION
表示シール	STICKER
熱収縮チューブ	HEAT SHRINK TUBE
丸ナット	RING NUT

■Material List

材質	MATERIAL
亜鉛ダイカスト	ZnDC
ジラコン	POM
シリコンゴム	SILICONE
テフロン	PTFE
鉄、炭素工具鋼	CARBON STEEL
黄銅	BRASS
ベリリウム銅	BERYLLIUM COPPER
リン青銅	PHOSPHOR BRONZE
無酸素銅	OXYGEN-FREE COPPER
アルミニウム	ALUMINUM
ステンレス	STAINLESS STEEL

■List of Notations on Drawings

取付穴参考寸法	MOUNTING HOLE
最大パネル厚さ、使用可能パネル厚	PANEL THICKNESS
識別No.	SERIAL No.
刻印	STAMP
Dカット幅	D FLAT
Hカット幅	H FLAT
アヤメローレット	DIAMOND KNURL
タテメローレット	STRAIGHT KNURL
識別溝、目印、溝	GROOVE

■Surface List

処理	FINISH
三元めっき	TERNARY PLATING
黒色アルマイト	ANODAIZING(BLACK)
パッシベイト	PASSIVATE

PRODUCT SPECIFICATIONS

Part No. SMA-PJ-085S

No. 1120700

DWG No. J-1122006

To-Conne Co., Ltd. (TYC)

Nominal 1 Standard JEITA RC-5234
 2 Voltage rating AC 335V
 3 Frequency range 12.4 GHz
 4 Impedance 50Ω
 5 [OPR] Temp-Range -40~+85°C

Checked	Inspected	Prepared
山 17.09.14 本	檜 17.09.14 澤	渡邊 17.09.14 直弘

		Test Items	Procedures/Test method	Requirements
1	DESIGN	Design & construction	Specified on relevant product drawing	
2		Materials	(DWG No. J-1122006)	No defects or abnormalities
3		Finishes		
4	ELECTRICAL	Insulation Resistance	DC 500V	5000MΩ (Min.)
5		Withstanding voltage	AC 1000V (1 minute.)	No defects or abnormalities
6		Contact resistance	The method of which, the voltage drop of the contact duration should not exceed 1-kHz AC or 1mV DC	3mΩ (Max.)
7		V. S. W. R	semi-flexible 0.5~8GHz semi-rigid 0.5~12.4GHz	1.2 (Max.)
8	MECHANICAL	Compatibility	Connecting with a standard-compliant connector	No defects or abnormalities
9		Center contact retaining force	When using the standard pin gauge 0.28N (Min.)	No defects or abnormalities
10		Cable tensile strength	At axial tensile force 98N (Min.)	No defects or abnormalities
11		Tensile strength of coupling mechanism	At axial tensile force 180N	No defects or abnormalities

GKQM-19-1

	Remarks	Date
1		
2		
3		

SMA-PJ-085S Cable Assembly Instructions

DRAWING NO. J-1122006

DRAWN	CHECKED	APPROVED	CONFIRMATION
渡邊 '24.01.11 直弘	檜 '24.01.11 澤	山 '24.01.11 本	三 '24.01.11 村



Cable group 0.085Semi-Rigid, 0.085S6

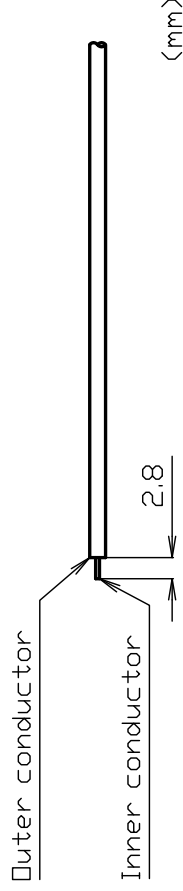
All parts of the connector as shown



BODY

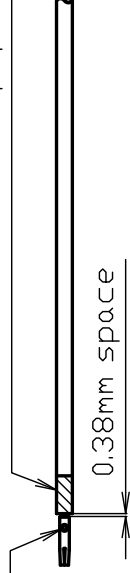
CE

1 Cut the cable to



Soldering

Polish here with sandpaper etc.



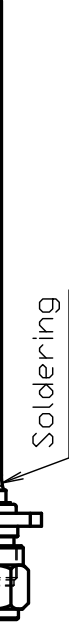
2 Solder center pin on

ATTENTION

Dimension should be as shown. After soldering, remove the solder so that the center pin is securely attached. For details, refer to the diagram in diagram with sandpaper between cable and body

3 Attach the body to

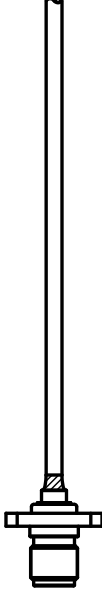
During soldering, move the body so that the center pin does not move. Solder between



ATTENTION

Solder should be applied to the cable to secure the cable and prevent thermal stress from occurring. Do not pull out or push the cable

4 Remove the positioner



Looking for pricing, stock, or lifecycle information?

Click below to explore more details on WIN SOURCE:

- ⊖ [View SMA-PJ-085S](#) on WIN SOURCE
- ⊖ [TYCLON](#) Information

Optimize Your Supply Chain with WIN SOURCE Solutions

- ✓ Global Sourcing Solution
- ✓ Obsolete Management
- ✓ Cost Control Management
- ✓ Shortage Management
- ✓ Alternative Solution
- ✓ Excess Inventory Management