


P2 Relay V23079

- Standard telecom relay (ringing and test access)
- Slim line 15x7.5mm (.590x.295")
- Max. switching current 5A
- 2 form C bifurcated contacts (2 changeover contacts, 2 CO)
- Immersion cleanable
- High sensitivity for low power consumption 140mW/ 70mW
- Single coil version with surge voltage resistance between contact and coil: 2.5kV (2/10µs) meets the Telcordia Requirement GR-1089, 1.5kV (10/160µs) meets FCC Part 68



Typical applications

Communications equipment linecard application (ringing and test access), PABX, voice over IP, office equipment, measurement and control equipment, automotive equipment as CAN bus, keyless entry, speaker switch, medical equipment, consumer electronics, set top boxes, HiFi



Approvals

UL 508 File No. E 111441, UL 60950, IEC/EN60950 IEC Ref. Cert. No. 327

Technical data of approved types on request

Contact Data

| | |
|--------------------------------------|--|
| Contact arrangement | 2 form C (CO) |
| Max. switching voltage | 220VDC, 250VAC |
| Rated current | 2A |
| Limiting continuous current, 85°C | 2A |
| Switching Power | 60W, 62.5VA |
| Contact material | AgNi, gold-covered |
| Contact style | bifurcated contact |
| Minimum switching voltage | 100µV |
| Thermoelectrical potential | <10µV |
| Initial contact resistance | <50mΩ at 10mA, 20mV |
| Frequency of operation, without load | 50 operations/s |
| Operate time | typ. 2ms, max. 4ms |
| Set/reset time | typ. 2ms, max. 4ms |
| Release time | |
| without diode in parallel | typ. 2ms, max. 4ms |
| with diode in parallel | typ. 4ms, max. 6ms |
| Bounce time | typ. 1ms, max. 3ms |
| Electrical endurance | |
| at 12V / 10mA | typ. 5x10 ⁷ operations |
| at 6V / 100mA | typ. 1x10 ⁷ operations |
| at 60V / 500mA | typ. 5x10 ⁵ operations |
| at 30V / 1000mA | typ. 1x10 ⁶ operations |
| at 30V / 2000mA | typ. 2x10 ⁵ operations |
| at 12V / 5000mA / 25°C | typ. 1x10 ⁵ operations |
| Contact ratings, UL | 110VDC / 0.3A - 33W 30VDC / 2.0A - 60W 120VAC / 0.5A - 60VA 240VAC / 0.25A - 60VA 125VAC / 1A NO Side 125VDC / 0.5A NO Side |
| Mechanical endurance | typ. 100x10 ⁶ operations |

Coil Data

| | |
|-----------------------|------------|
| Magnetic system | polarized |
| Coil voltage range | 2 to 24VDC |
| Max. coil temperature | 125°C |
| Thermal resistance | < 125K/W |

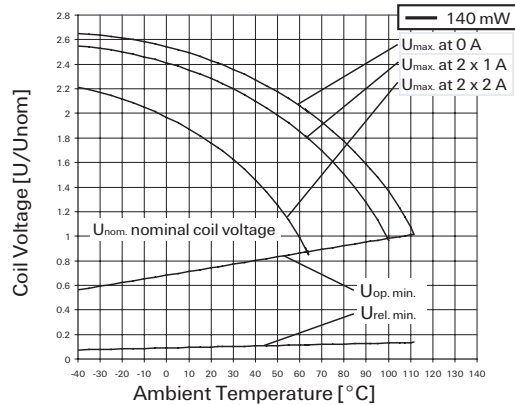
Coil versions, monostable

| Coil code | Rated voltage VDC | Operate voltage VDC | Limiting Voltage VDC | Release voltage VDC | Coil resistance Ω±10% | Rated coil power mW |
|-----------|-------------------|---------------------|----------------------|---------------------|-----------------------|---------------------|
| 008 | 3.00 | 2.25 | 6.50 | 0.30 | 64 | 140 |
| 016 | 4.00 | 3.00 | 8.70 | 0.40 | 114 | 140 |
| 011 | 4.50 | 3.38 | 9.80 | 0.45 | 145 | 140 |
| 001 | 5.00 | 3.75 | 10.90 | 0.50 | 178 | 140 |
| 002 | 6.00 | 4.50 | 13.00 | 0.60 | 257 | 140 |
| 006 | 9.00 | 6.75 | 19.60 | 0.90 | 578 | 140 |
| 003 | 12.00 | 9.00 | 26.15 | 1.20 | 1029 | 140 |
| 005* | 24.00 | 18.00 | 52.30 | 2.40 | 4114 | 140 |

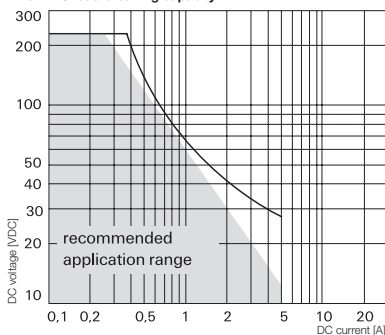
All figures are given for coil without pre-energization, at ambient temperature +23°C.

Other coil voltages on request.

* Available only in standard coil configurations



Max. DC load breaking capacity



P2 Relay V23079 (Continued)

Coil Data (continued)

Coil versions, bistable

| Coil code | Rated voltage VDC | Set voltage VDC | Limiting Voltage VDC | Reset voltage VDC | Coil resistance $\Omega \pm 10\%$ | Rated coil power mW |
|-------------------------|-------------------|-----------------|----------------------|-------------------|-----------------------------------|---------------------|
| Bistable, 1 coil | | | | | | |
| 108 | 3.00 | 2.25 | 9.2 | -2.25 | 128 | 70 |
| 111 | 4.50 | 3.38 | 13.85 | -3.38 | 289 | 70 |
| 101 | 5.00 | 3.75 | 15.33 | -3.75 | 357 | 70 |
| 102 | 6.00 | 4.50 | 18.5 | -4.50 | 514 | 70 |
| 106 | 9.00 | 6.75 | 27.75 | -6.75 | 1157 | 70 |
| 103 | 12.00 | 9.00 | 37 | -9.00 | 2057 | 70 |
| 105* | 24.00 | 18.00 | 74 | -18.00 | 8228 | 70 |

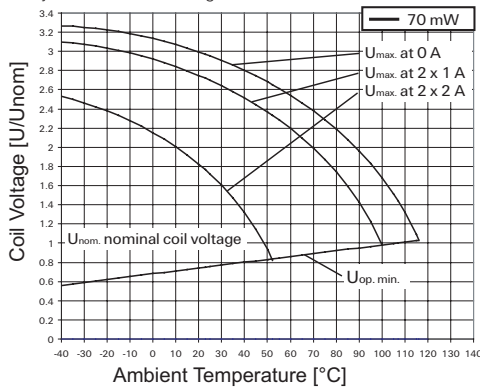
Bistable, 2 coil

| | | | | | | |
|------|-------|-------|-------|-------|------|-----|
| 219 | 2.00 | 1.50 | 4.33 | 1.50 | 28 | 140 |
| 218 | 2.40 | 1.80 | 5.2 | 1.80 | 41 | 140 |
| 208 | 3.00 | 2.25 | 6.5 | 2.25 | 64 | 140 |
| 211 | 4.50 | 3.38 | 9.8 | 3.38 | 145 | 140 |
| 201 | 5.00 | 3.75 | 10.9 | 3.75 | 178 | 140 |
| 202 | 6.00 | 4.50 | 13 | 4.50 | 257 | 140 |
| 206 | 9.00 | 6.75 | 19.6 | 6.75 | 578 | 140 |
| 203 | 12.00 | 9.00 | 26.15 | 9.00 | 1029 | 140 |
| 205* | 24.00 | 18.00 | 52.3 | 18.00 | 4114 | 140 |

All figures are given for coil without pre-energization, at ambient temperature +23°C.

Other coil voltages on request.

* Available only in standard coil configurations

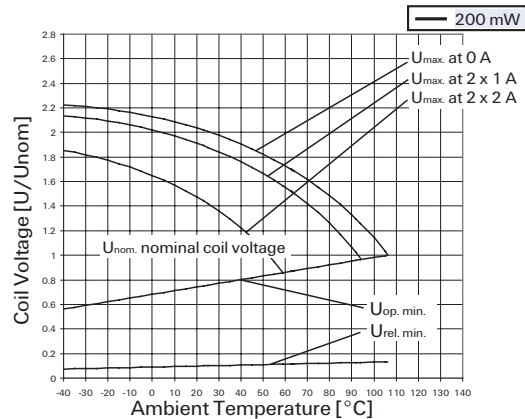


Coil versions, high dielectric version, monostable, overmolded

| Coil code | Rated voltage VDC | Operate voltage VDC | Limiting Voltage VDC | Release Voltage VDC | Coil resistance $\Omega \pm 10\%$ | Rated coil power mW |
|-----------|-------------------|---------------------|----------------------|---------------------|-----------------------------------|---------------------|
| 008 | 3.00 | 2.25 | 6.1 | 0.30 | 45 | 200 |
| 001 | 5.00 | 3.75 | 10.1 | 0.50 | 125 | 200 |
| 002 | 6.00 | 4.50 | 12.1 | 0.60 | 180 | 200 |
| 006 | 9.00 | 6.75 | 18.2 | 0.90 | 405 | 200 |
| 003 | 12.00 | 9.00 | 24.2 | 1.20 | 720 | 200 |

All figures are given for coil without pre-energization, at ambient temperature +23°C.

Other coil voltages on request.



Insulation Data

| | Standard | HDV |
|---|-----------------------|----------------------|
| Initial dielectric strength | | |
| between open contacts | 1000V _{rms} | 1500V _{rms} |
| between contact and coil | 1500V _{rms} | 1500V _{rms} |
| between adjacent contacts | 1000 V _{rms} | 1500V _{rms} |
| Initial surge withstand voltage | | |
| according to Telcordia TR-NWT-001089 (2/10µs) | | |
| between open contacts | 2000V | 2500V |
| between contact and coil | 2500V | 2500V |
| between adjacent contacts | 2500V | 2500V |
| according to (10/700 µs IEC 60950) | | |
| between open contacts | 2000V | 2500V |
| between contact and coil | 2500V | 2500V |
| between adjacent contacts | 2500V | 2500V |
| Initial insulation resistance at 500 Vdc | | |
| | > 10 ⁹ Ω | |
| Capacitance | | |
| between open contacts | max. 1pF | |
| between contact and coil | max. 2pF | |
| between adjacent contacts | max. 1.5pF | |
| Clearance /creepage | | |
| according to IEC / EN 60950 | 1.3/2.5mm | |

Other Data

Material compliance: EU RoHS/ELV, China RoHS, REACH, Halogen content refer to the Product Compliance Support Center at www.te.com/customer-support/rohssupportcenter

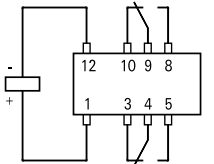
| | |
|---|---------------------------------------|
| Ambient temperature | -40 to +85°C |
| Category of environmental protection | RT III - wash tight |
| IEC 61810 | 35g, 10 to 1000Hz |
| Vibration resistance (functional) | |
| Shock resistance (functional) | 100g |
| IEC 60068-2-27 (half sine) | |
| Terminal type | PCB-THT, SMT long and short terminals |
| Weight | max. 2.8 g |
| Resistance to soldering heat THT | |
| IEC 60068-2-20 | 265°C/10s |
| Moisture sensitive level, JEDEC J-Std-020E | MSL3 |
| Related to SMT relays and THT relays packed in reel | |
| Ultrasonic cleaning | not recommended |
| Packaging/unit | |
| THT | tubes/2000 pcs. |
| THT | reel/1500 pcs. |
| SMT | reel/2000 pcs. or 2500 pcs. |

P2 Relay V23079 (Continued)

Terminal assignment

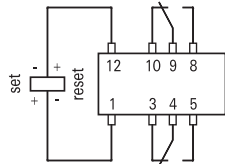
TOP view on component side of PCB

Monostable version



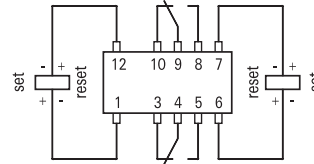
ECR0912-C

Bistable version, 1-coil



ECR0912-C

Bistable version, 2-coils



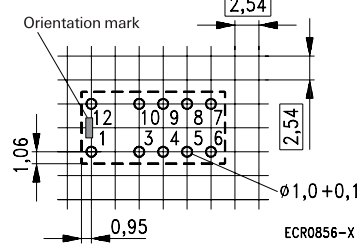
ECR0913-K

Contacts are shown in reset condition.
Both coils can be used as either set or reset coils.
Contact position might change during transportation and must be reset before use.

PCB layout

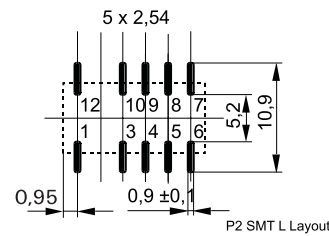
TOP view on component side of PCB

THT version



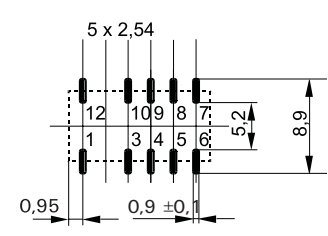
ECR0856-X

SMT, long terminals



P2 SMT L Layout

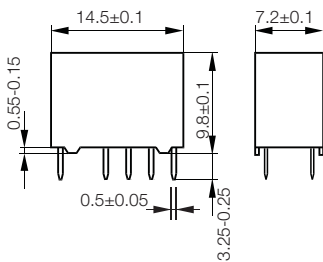
SMT, short terminals



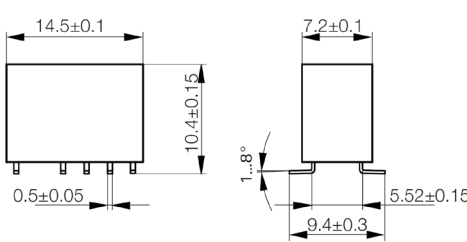
Dimensions

Standard coil

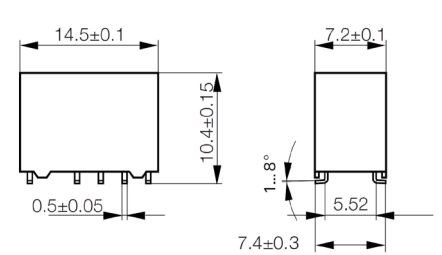
THT version



SMT, long terminals

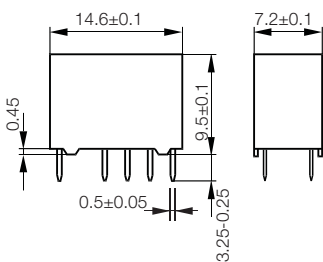


SMT, short terminals

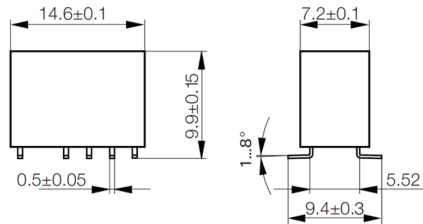


Overmolded coil, high dielectric version

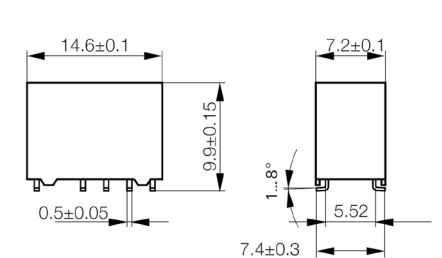
THT version



SMT, long terminals

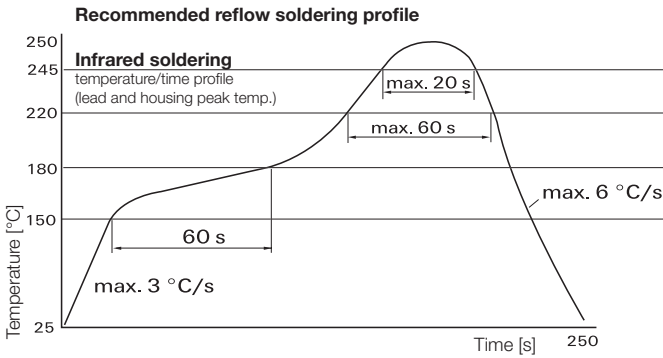
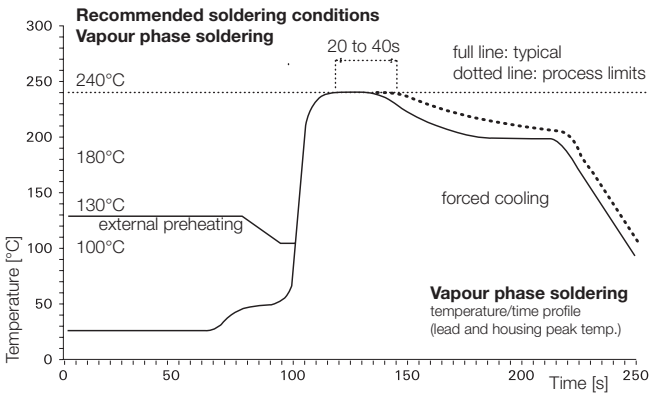


SMT, short terminals



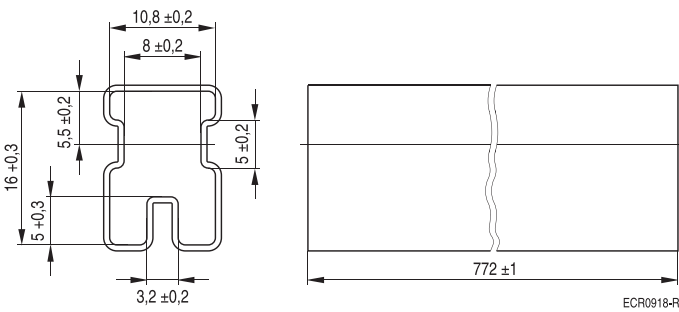
P2 Relay V23079 (Continued)

Processing

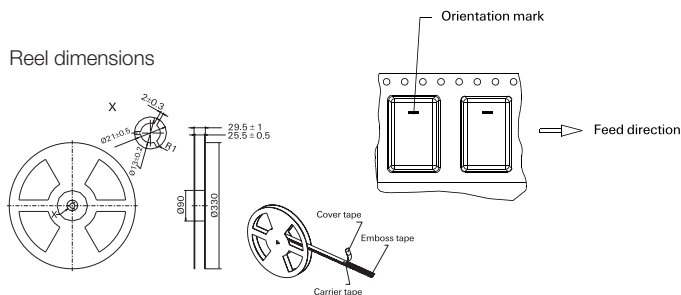


Packing

THT-tubes

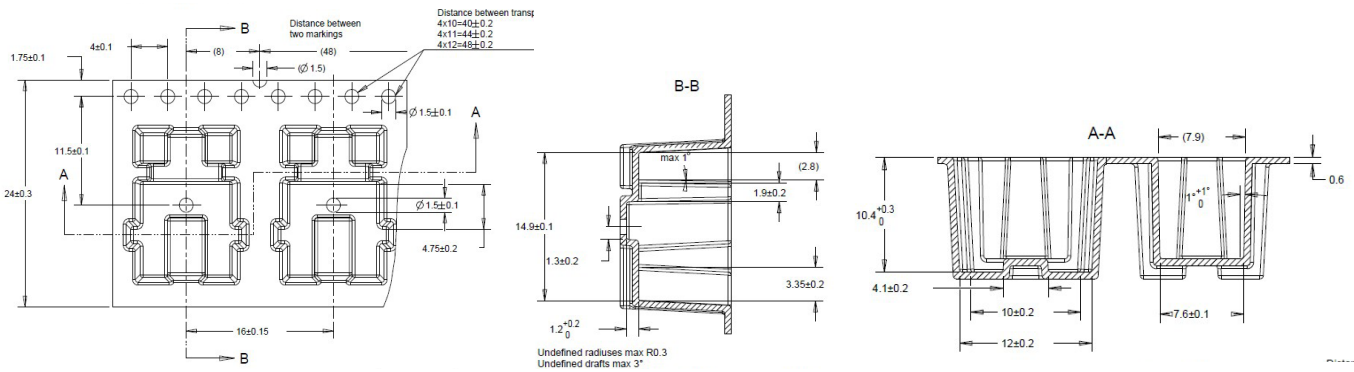


Reel dimensions

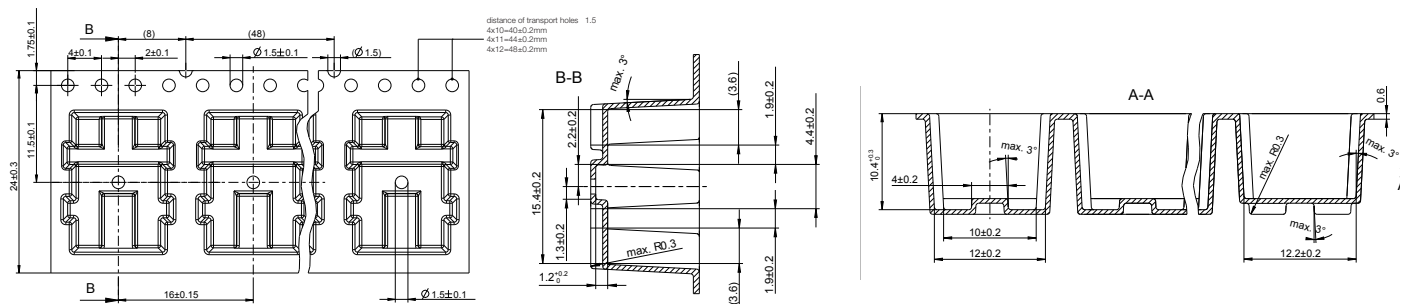


P2 Relay V23079 (Continued)

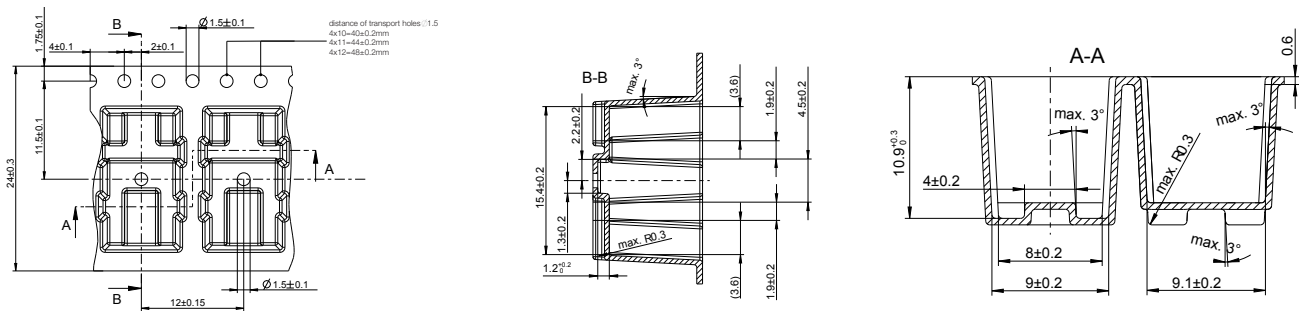
SMT - LONG TERMINALS, OVERMOLDED COIL



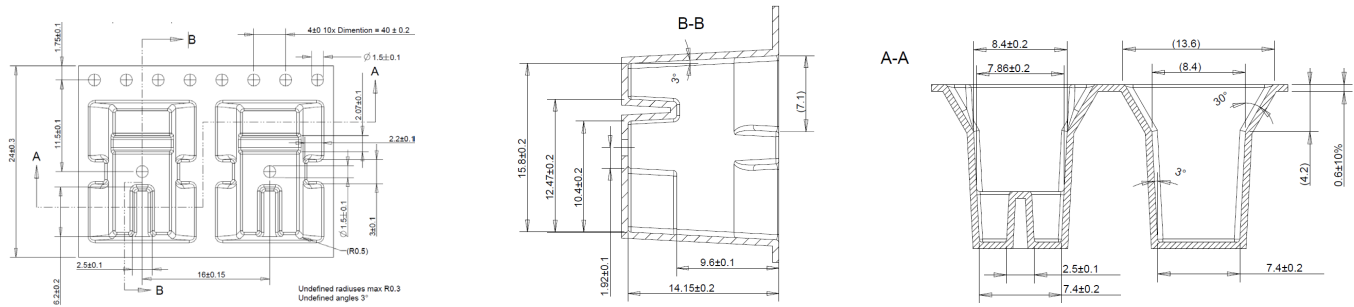
SMT - LONG TERMINALS, STANDARD COIL



SMT - SHORT TERMINALS



THT - REEL



P2 Relay V23079 (Continued)

Product code structure

Typical product code **V23079 A 1 001 B 301**

| | | |
|--|--|---|
| Type V23079 Signal Relay P2 Series | | |
| Version | | |
| A THT, monostable | D SMT, monostable, long term. | G SMT, monostable, short term. |
| B THT, latching, 2 coils | E SMT, latching, 2 coils long term. | H SMT, latching, 2 coils short term. |
| C THT, latching, 1 coil | F SMT, latching, 1 coil long term. | J SMT, latching, 1 coil short term. |
| Coil design | | |
| 1 Standard coil (not for high dielectric version) | | |
| 2 Overmolded coil | | |
| Coil Coil code: please refer to coil versions table | | |
| Version | | |
| B Standard version | | |
| X Special version (High dielectric, THT packed in reel) | | |
| Contacts for standard versions | | |
| 301 2 form C contacts (2 CO), AgNi +Au | | |
| Contacts for dielectric versions | | |
| 07* 2 form C contacts (2 CO), AgNi +Au | | |
| Packing | | |
| X1** THT version packed in reel | | |

* any digit



| Product code | Version | Coil design | Coil type | Coil voltage | Part number |
|-------------------|---------|-------------|-------------------|--------------|-------------|
| V23079-A1001-B301 | THT | Standard | Monostable | 5VDC | 1393788-3 |
| V23079-A1006-B301 | | | | 9VDC | 2-1393788-0 |
| V23079-A1005-B301 | | | | 24VDC | 1-1393788-6 |
| V23079-A1008-B301 | | | | 3VDC | 2-1393788-2 |
| V23079-A2008-B301 | | Overmolded | | 3VDC | 6-1419120-6 |
| V23079-A2011-B301 | | | | 4.5VDC | 3-1393789-9 |
| V23079-A2001-B301 | | | | 5VDC | 3-1393789-5 |
| V23079-A2002-B301 | | | | 6VDC | 3-1393789-6 |
| V23079-A2006-B301 | | | | 9VDC | 3-1393789-8 |
| V23079-A2003-B301 | | | | 12VDC | 3-1393789-7 |
| V23079-B1218-B301 | | Standard | Bistable, 2 coils | 2.4VDC | 1422002-8 |
| V23079-B1208-B301 | | | | 3VDC | 4-1393788-1 |
| V23079-B1211-B301 | | | | 4.5VDC | 4-1393788-2 |
| V23079-B1201-B301 | | | | 5VDC | 3-1393788-3 |
| V23079-B1202-B301 | | | | 6VDC | 3-1393788-5 |
| V23079-B1206-B301 | | | | 9VDC | 3-1393788-9 |
| V23079-B1203-B301 | | | | 12VDC | 3-1393788-6 |
| V23079-B1205-B301 | | | | 24VDC | 3-1393788-7 |
| V23079-B2219-B301 | | Overmolded | | 2VDC | 1-1422002-2 |
| V23079-B2218-B301 | | | | 2.4VDC | 1-1422002-1 |
| V23079-B2208-B301 | | | | 3VDC | 1-1422002-0 |
| V23079-B2201-B301 | | | | 5VDC | 1422002-9 |
| V23079-C1108-B301 | | Standard | Bistable, 1 coils | 3VDC | 5-1393788-3 |
| V23079-C1111-B301 | | | | 4.5VDC | 5-1393788-4 |
| V23079-C1101-B301 | | | | 5VDC | 4-1393788-5 |
| V23079-C1102-B301 | | | | 6VDC | 4-1393788-7 |
| V23079-C1106-B301 | | | | 9VDC | 5-1393788-1 |

P2 Relay V23079 (Continued)

| Product code | Version | Coil design | Coil type | Coil voltage | Part number | | | | | |
|-------------------|----------------|-------------------|--------------------|------------------|-----------------|-------------------------------|-------------------|-------------------|-------------|-------------|
| V23079-D1001-B301 | SMT, long pins | Standard | Monostable | 5VDC | 5-1393788-5 | | | | | |
| V23079-D1003-B301 | | | | 12VDC | 5-1393788-7 | | | | | |
| V23079-D1006-B301 | | | | 9VDC | 5-1393788-9 | | | | | |
| V23079-D1005-B301 | | | | 24VDC | 5-1393788-8 | | | | | |
| V23079-D1008-B301 | | | | 3VDC | 6-1393788-1 | | | | | |
| V23079-D1011-B301 | | | | 4.5VDC | 6-1393788-2 | | | | | |
| V23079-D2008-B301 | | | | Overmolded | | 3VDC | 4-1393789-7 | | | |
| V23079-D2011-B301 | | | | | | 4.5VDC | 4-1393789-8 | | | |
| V23079-D2001-B301 | | | | | | 5VDC | 4-1393789-3 | | | |
| V23079-D2002-B301 | | | | | | 6VDC | 4-1393789-4 | | | |
| V23079-D2006-B301 | | | | | | 9VDC | 4-1393789-6 | | | |
| V23079-D2003-B301 | | | | | | 12VDC | 4-1393789-5 | | | |
| V23079-E1219-B301 | | | | | | Standard | Bistable, 2 coils | 2VDC | 1-1422007-0 | |
| V23079-E1218-B301 | | | | | | | | 2.4VDC | 1422007-5 | |
| V23079-E1208-B301 | | | | | | | | 3VDC | 7-1393788-1 | |
| V23079-E1211-B301 | | | | | | | | 4.5VDC | 7-1393788-2 | |
| V23079-E1201-B301 | 5VDC | 6-1393788-8 | | | | | | | | |
| V23079-E1202-B301 | 6VDC | 1393789-5 | | | | | | | | |
| V23079-E1206-B301 | 9VDC | 1393789-9 | | | | | | | | |
| V23079-E1203-B301 | 12VDC | 6-1393788-9 | | | | | | | | |
| V23079-E1205-B301 | 24VDC | 7-1393788-0 | | | | | | | | |
| V23079-E2219-B301 | Overmolded | | 2VDC | 1422007-6 | | | | | | |
| V23079-E2201-B301 | | | 5VDC | 1422007-7 | | | | | | |
| V23079-E2208-B301 | | | 3VDC | 1422007-8 | | | | | | |
| V23079-E2218-B301 | | | 2.4VDC | 1422007-9 | | | | | | |
| V23079-F1108-B301 | Standard | Bistable, 1 coil | 3VDC | 7-1393788-5 | | | | | | |
| V23079-F1111-B301 | | | 4.5VDC | 1-1393789-4 | | | | | | |
| V23079-F1101-B301 | | | 5VDC | 7-1393788-3 | | | | | | |
| V23079-F1102-B301 | | | 6VDC | 1-1393789-0 | | | | | | |
| V23079-F1106-B301 | | | 9VDC | 1-1393789-2 | | | | | | |
| V23079-F1103-B301 | | | 12VDC | 7-1393788-4 | | | | | | |
| V23079-F1105-B301 | | | 24VDC | 1-1393789-1 | | | | | | |
| V23079-G1001-B301 | | | SMT, short pins | Monostable | 5VDC | 7-1393788-6 | | | | |
| V23079-G1005-B301 | | | | | 24VDC | 7-1393788-8 | | | | |
| V23079-G2008-B301 | | | | | Overmolded | | 3VDC | 5-1393789-4 | | |
| V23079-G2016-B301 | | | | | | | 4VDC | 1393790-5 | | |
| V23079-G2011-B301 | | | | | | | 4.5VDC | 5-1393789-5 | | |
| V23079-G2001-B301 | | | | | | | 5VDC | 4-1393789-9 | | |
| V23079-G2002-B301 | | | | | | | 6VDC | 5-1393789-0 | | |
| V23079-G2006-B301 | | | | | | | 9VDC | 5-1393789-3 | | |
| V23079-G2003-B301 | | | | | | | 12VDC | 5-1393789-1 | | |
| V23079-H1208-B301 | Standard | Bistable, 2 coils | | | | | 3VDC | 2-1393789-4 | | |
| V23079-H1211-B301 | | | | | | | 4.5VDC | 8-1393788-4 | | |
| V23079-H1201-B301 | | | | | | | 5VDC | 2-1393789-0 | | |
| V23079-H1202-B301 | | | | | 6VDC | 2-1393789-1 | | | | |
| V23079-H1206-B301 | | | | | 9VDC | 2-1393789-3 | | | | |
| V23079-H1203-B301 | | | | | 12VDC | 8-1393788-3 | | | | |
| V23079-H1205-B301 | | | | | 24VDC | 2-1393789-2 | | | | |
| V23079-J1108-B301 | | | | Bistable, 1 coil | 3VDC | 2-1393789-9 | | | | |
| V23079-J1111-B301 | | | | | 4.5VDC | 3-1393789-0 | | | | |
| V23079-J1101-B301 | | | | | 5VDC | 2-1393789-5 | | | | |
| V23079-J1102-B301 | | | | | 6VDC | 2-1393789-6 | | | | |
| V23079-J1103-B301 | | | | | 12VDC | 2-1393789-7 | | | | |
| V23079-J1105-B301 | | | | | 24VDC | 2-1393789-8 | | | | |
| V23079-G2008-X079 | | | | | SMT, short pins | High dielectric Overmolded | 3VDC | 1422006-5 | | |
| V23079-G2001-X071 | | | | | | | 5VDC | 1422006-1 | | |
| V23079-G2002-X072 | | | | | | | 6VDC | 1422006-2 | | |
| V23079-G2006-X073 | 9VDC | 1422006-3 | | | | | | | | |
| V23079-G2003-X074 | 12VDC | 1422006-4 | | | | | | | | |
| V23079-A2003-X074 | THT | | 12VDC | 1422025-7 | | | | | | |
| V23079-A2008-X079 | | | 3VDC | 1-1422025-1 | | | | | | |
| V23079-A2008-X101 | | | THT packed in reel | Overmolded | | | 3VDC | 6-1419170-9 | | |
| V23079-A2011-X102 | | | | | | | 4.5VDC | 3-1393790-1 | | |
| V23079-A2001-X103 | | | | | | | 5VDC | 3-1393790-2 | | |
| V23079-A2002-X104 | | | | | | | 6VDC | 3-1393790-3 | | |
| V23079-A2006-X105 | | | | | | | 9VDC | 3-1393790-4 | | |
| V23079-A2003-X106 | | | | | | | 12VDC | 3-1393790-5 | | |
| V23079-B2219-X107 | | | | | | | | Bistable, 2 coils | 2VDC | 1-1422003-0 |
| V23079-B2218-X108 | | | | | | | | | 2.4VDC | 1-1422003-1 |
| V23079-B2208-X109 | 3VDC | 1-1422003-2 | | | | | | | | |
| V23079-B2201-X110 | 5VDC | 1422003-3 | | | | | | | | |

Looking for pricing, stock, or lifecycle information?

Click below to explore more details on WIN SOURCE:

-  [View V23079G2006B301 on WIN SOURCE](#)
-  [TE Connectivity Information](#)

Optimize Your Supply Chain with WIN SOURCE Solutions

-  Global Sourcing Solution
-  Obsolete Management
-  Cost Control Management
-  Shortage Management
-  Alternative Solution
-  Excess Inventory Management